



12 – 16 April 2017

Communiqué n°1

**UCI TECHNICAL OFFICIALS / OFFICIELS TECHNIQUES DE L'UCI**

**Commissaires Panel appointed by the UCI Management Committee  
Collège des Commissaires désigné par le Comité Directeur UCI**

Randy SHAFER	USA	President / <i>Président</i>
Wayne POMARIO	CAN	Judge – Referee / <i>Juge arbitre</i>
Hans-Christian LYKKEGAARD	DEN	Secretary / <i>Secrétaire</i>
Christian MAGIERA	GER	Starter / <i>Starter</i>
José Adolfo Y Bautista CRUZ	PHI	Member / <i>Membre</i>
Chun Hung CHAN	GBR	Member / <i>Membre</i>
Zachary PRENDERGAST	NZL	Member / <i>Membre</i>

**Assistant National Commissaires appointed by the National Federation  
Commissaires nationaux adjoints désignés par la Fédération Nationale**

Alex YU	Nelson CHAN
Alice LAU	Ray LAI
Andy LEONG	Raymond YU
Ben LAM	Rebecca HO
Benny NG	Sheen HO
Catherine SIOW	Timothy CHU
Cedric YAU	Uen Ching TSO
Chi Wing SZETO	Wai Hung HO
Chun Fai TANG	Wesley SUM
Edward PARK	Wing Ming AU
Fasi CHAN	Wingtai WONG
Jerry HO	Winnie WAN
Kai Chun WONG	Woody WONG
Leo LI	Yan Lok LAI
Maggie SIN	Yuka TOYA
Manto LAM	

**UCI Technical Delegate / Délégué Technique de l'UCI** Mark FULCHER AUS

**Official Doctor / Médecin Officiel** Ton ZASADA NED

**Doping Control Officers / Agents de Contrôle du Dopage** Amarjit SINGH GILL MAS  
Hongtao WEN CHN

**Speaker / Speaker** Matt POYNER AUS

**GENERAL INFORMATION – REMINDER OF DISPOSITIONS**

- **The confirmation of the riders** done on Tuesday 11<sup>th</sup> April is final; nevertheless, Team Managers may forward modifications to the Secretary of College of Commissaires (Mr. Hans-Christian LYKKEGAARD) until 15h00 the day before each event which means:

Wednesday 12 <sup>th</sup> April	Keirin	Men
	Scratch	Men
Thursday 13 <sup>th</sup> April	Points Race	Men
	Individual Pursuit	Men
	Omnium	Women
	Sprint	Women
Friday 14 <sup>th</sup> April	500m TT	Women
	Madison	Women
	Individual Pursuit	Women
	Omnium	Men
	Sprint	Men
Saturday 15 <sup>th</sup> April	Points Race	Women
	Kilometre TT	Men
	Madison	Men
	Keirin	Women

- Team Pursuit changes: Until 1 hour before the start of the relevant competition round (article 3.2.079)
- Team Sprint changes: Until 30 minutes before the start of the relevant competition round (article 3.2.149)
- Only riders previously registered and confirmed for the event may be used as replacements.
- Only riders who are competing in the upcoming session may use the track during the pre-session warm up time.
- The wearing of an approved rigid safety helmet, done up in a correct manner, is mandatory for riders at all times when riding on the track surface and safety zone.
- Riders may not wear headphones connected to devices such as radios, music players, telephone, etc., while riding on the track.
- **The use of the deryn and the use of starting blocks during the official training are not permitted.** Standing starts are permitted only under the following circumstances;
  - one rider at a time
  - on the home straight in the sprinter's lane and
  - only with the assistance of someone waving a flag at the exit of the bend.
- Riders participating in the awards ceremony must present themselves in due time, bare-headed and without headband or glasses, wearing competition apparel and proper footwear, until after they leave the official ceremony enclosure.
- **Teams are reminded that in the awards ceremony of team events, a maximum of two additional riders will be allowed on the podium**
  - **Team Pursuit max. 6,**

- Team Sprint Men max. 5,
  - Team Sprint Women max. 4
- Riders are reminded that art. 3.2.003 (modified on 14.10.16) must be respected. When an event is being televised, riders are not permitted to wear tinted visors or glasses that would prevent them from being clearly identified while seated in the waiting area. Riders shall only put on their tinted visor or glasses when heading on to the track only. Any rider failing to respect this article shall be sanctioned by a fine.
  - Riders shall ensure that their body numbers are visible and legible at all times. Body numbers shall be well fixed and may not be folded or altered. When two numbers are required to be worn, these should be placed low down and on either side of the back, visible to the infield and to the spectators (top to top). When a single number is required to be worn, this shall be placed low down in the center of the back. **Body numbers will be distributed at the Team Manager's meeting.** Numbers for the Madison will be distributed the day of the event.
  - Transponders, fitted to the bikes, are mandatory for all events. The transponders will be distributed at the Team Manager's meeting. These should be returned to Swiss Timing once the rider has completed all their events.
  - LED devices for the Elimination races (Men and Women) shall be collected next to the timing podium **one hour prior to the start** of each race and returned to the same place at the end of each race as well.
  - All bicycle measurement checking shall be carried out in the equipment check area before entering the track. Riders must come for bicycle-check in adequate time prior to their start. Checking will also be carried out 15 minutes prior to commencing each session of the competition. **Teams are responsible for verifying the legality of replacement equipment that may be used in any event.** Commissaires are entitled to double check positions after the race. Should the bicycle or position have been modified in contravention of the regulations, the rider may be disqualified.
  - Bicycles or other equipment may not be left on the safety zone of the track.
  - No drinks or food are allowed on the safety zone of the track.
  - Teams are also reminded that only the coaches of the riders currently on the track are permitted on the safety zone. This is also limited to one coach per rider.  
No other people are permitted in this zone.
  - The access to the track from the ramp must be kept clear at all times.  
During mass start events, mechanics shall stay on the right side of the ramp, against the safety fence. The left side of the ramp shall remain unobstructed and is reserved for medical service.  
During the Omnium Elimination and Points Race, the mechanics on the ramp are asked to be in the order of the intermediate classification.
  - Access to the starters' platform is only for officials. All others are asked not to use this podium. Access to the awards ceremony podium is forbidden except for official ceremonies.

**INFORMATIONS GENERALES – RAPPEL DES DISPOSITIONS**

- La confirmation des partants faite le mardi 11 avril est définitive, néanmoins les chefs d'équipes auront la possibilité de transmettre des modifications au Secrétaire du Collège des Commissaires (M. Hans-Christian LYKKEGAARD) jusqu'à 15h00 la veille de la première épreuve de chaque compétition soit :

Mercredi 12 avril	Keirin	Hommes
	Scratch	Hommes
Jeudi 13 avril	Course aux points	Hommes
	Poursuite individuelle	Hommes
	Omnium	Femmes
	Vitesse individuelle	Femmes
Vendredi 14 avril	500m clm	Femmes
	Madison	Femmes
	Poursuite individuelle	Femmes
	Omnium	Hommes
	Vitesse individuelle	Hommes
Samedi 15 avril	Course aux points	Femmes
	Kilometre clm	Hommes
	Madison	Hommes
	Keirin	Femmes

○ Modifications en Poursuite par Equipes : Au moins 1 heure avant que la manche de la compétition en question ne commence (article 3.2.079)

○ Modifications en Vitesse par Equipes : Au moins 30 minutes avant que la manche de la compétition en question ne commence (article 3.2.149)

- Tout remplacement d'un coureur confirmé ne peut se faire que par un autre coureur figurant sur la liste des coureurs déjà inscrits.
- Seuls les coureurs concourant dans la session à venir peuvent utiliser la piste lors de la période d'échauffement de pré-session.
- Le port du casque de sécurité approuvé, correctement ajusté, est toujours obligatoire pour les coureurs roulant sur la surface de la piste et la zone de sécurité.
- Les coureurs roulant sur la piste ne peuvent pas porter d'écouteurs reliés à des appareils électroniques tels que radios, appareil de musique, téléphones, etc.
- **L'utilisation du deryn et des blocs de départ lors des entraînements officiels ne sont pas autorisés.** Les départs arrêtés sont autorisés dans les circonstances suivantes :
  - un seul coureur à la fois
  - dans le couloir des sprinters sur la ligne droite d'arrivée et
  - uniquement avec l'assistance de quelqu'un agitant un drapeau à la sortie du virage.
- Les coureurs doivent se présenter pour la cérémonie protocolaire dans le délai imparti tête nue, sans bandeau ni lunettes, portant leur équipement de compétition et des chaussures convenables, jusqu'à ce qu'ils quittent l'enceinte de la cérémonie officielle.

- **Il est rappelé que pour les cérémonies protocolaires des disciplines par équipes, un maximum de deux coureurs supplémentaires seront admis sur le podium**
  - **Poursuite par équipe max. 6,**
  - **Vitesse par équipes Hommes max. 5,**
  - **Vitesse par équipes Femmes max. 4**
- **Il est rappelé aux coureurs qu'ils doivent respecter l'art. 3.2.003 (modifié au 14.10.16). Lorsqu'une compétition est télévisée, les coureurs ne sont pas autorisés à porter des visières ou des lunettes teintées empêchant de les identifier clairement lorsqu'ils sont assis dans la zone d'attente. Les coureurs doivent mettre leurs visières ou leurs lunettes teintées au moment de monter en piste seulement. Tout coureur qui enfreint cet article sera sanctionné d'une amende.**
- *Les coureurs doivent veiller à ce que leurs dossards soient bien visibles et lisibles en tout temps. Les dossards doivent être bien fixés et ne peut être pliés ou transformés. Lorsque le port de deux dossards est requis, ces derniers doivent être placés au bas et de chaque côté du dos, visibles au centre de la piste et par les spectateurs (bord supérieur au bord supérieur). Lorsqu'un seul dossard est requis, il doit être placé au centre et au bas du dos. **Les dossards seront distribués lors de la réunion des Chefs d'Equipe.** Les dossards pour l'épreuve Madison seront distribués la même jour du épreuve.*
- *Tous les coureurs doivent avoir leur transpondeur fixé sur leur bicyclette pour toutes les courses. Les transpondeurs seront distribués lors de la réunion des Chefs d'Equipe. Ces derniers devront être retournés une fois que le coureur aura terminé toutes ses épreuves à Swiss Timing.*
- *Les boîtiers LED pour l'Elimination (Hommes et Femmes) doivent être retirés à côté du podium du chronométrage une heure avant le départ de chaque épreuve et retournés au même endroit à l'issue de l'épreuve.*
- *Les contrôles des bicyclettes doivent s'effectuer avant l'entrée en piste à l'endroit du contrôle du matériel. Les coureurs doivent se présenter pour le contrôle des bicyclettes suffisamment à l'avance avant leur départ. Les contrôles s'effectueront 15 minutes avant le départ de chaque compétition. **Les équipes sont chargées de confirmer que leur équipement de remplacement pour tout événement est conforme aux règlements.** Les commissaires sont autorisés à contrôler à nouveau les bicyclettes et les positions après la course de manière aléatoire. Si la bicyclette ou les positions ont été modifiées hors des limites réglementaires, le coureur peut être disqualifié.*
- *Il est interdit d'entreposer des bicyclettes ou tout autre équipement sur la zone de sécurité de la piste.*
- *Aucune boisson ou nourriture ne sont autorisées sur la zone de sécurité de la piste.*
- *On rappelle également aux équipes que seuls les entraîneurs des coureurs qui se trouvent sur la piste sont autorisés sur la zone de sécurité. Ceci est également limité à un entraîneur par coureur.*
- *L'accès à la piste par la rampe doit être maintenu libre à tout moment afin d'assurer un accès rapide du service médical. Pendant les courses en peloton, les mécanos doivent rester sur le côté droite de la rampe, à côté de la barrière de sécurité. Le côté gauche de la rampe doit rester libre et est réservé au service médical. Pendant les épreuves Omnium de l'élimination et de la course aux points, les mécanos sont priés d'être sur la rampe dans l'ordre du classement intermédiaire.*
- *L'accès au podium du starter est uniquement pour les officiels. Toutes les autres personnes sont priées de ne pas faire usage du podium. L'accès au podium des cérémonies protocolaire est interdit excepté pour les cérémonies officielles.*



## TECHNICAL INFORMATION – REMINDER OF DISPOSITIONS

### General

- Road bikes are not allowed on the track, including the safety zone.
- In mass start events, the riders shall enter the track from the stairs (home straight) and leave the track from the ramp (back straight).
- A system detecting a false start is now installed for time trials. For the start, all bikes shall be placed behind the pursuit line utilizing the marks. The starter is the sole judge to stop the race in the case of a false start. A restart will be given immediately. In each round, including the final, only two starts per team shall be permitted, as a result of mishaps or as a result of false start (art. 3.2.154 and art. 3.2.155).

### On board Technology

- On board technology equipment that has the ability and purpose to collect or transmit data, information or images are authorized (art. introduced on 01.01.16). Conditions of utilizations are defined in the art. 1.3.024ter.
  - Does not affect the bicycle certification (modification)
  - Non-removable during the race
  - Information not visible to the rider

### Team Sprint

- At the completion of his lap, the leading edge of the leading rider's front wheel must cross the pursuit line ahead of the leading edge of the front wheel of the following rider. Thereafter, the leading rider must draw aside immediately and ride above the sprinter's line no later than within 15 meters after the pursuit line. (art. 3.2.153)

### Sprint & 200-meter Time Trial

- Riders shall wear both numbers during the 200 meters Time Trial.
- **Please be aware that the table of sprint competitions has been amended (as of 05.04.17).**

### Keirin

- The event is run over a total distance of 1.5 km (6 laps). The motorized pacer leaves the track 3 laps to go at the pursuit line on the home straight. (art. 3.2.134 as of 14.10.16)
- The speed for women is now equal to the speed for men, starting at 30kmph and gradually reaching 50kmph (art. 3.2.137 as of 14.10.16)
- At the start, riders shall take their positions determined by the draw, directly behind the pacer, for at least the first lap, failing which the race shall be stopped and riders that failed to comply shall be disqualified (art. 3.2.139 as of 14.10.16)
- The riders must not pass the leading edge of the front wheel of the pacer before the pursuit line when he leaves the track. If not, the race will be stopped and rerun without the rider(s) at fault, which will be disqualified (art. 3.2.140)

### Team Pursuit

- During the qualifying and the first round, in the case of one team catching another, in order to avoid a collision or hinder the progress of the other team, the commissaires will signal the team being caught with a red flag. From this moment the team **must not** perform any relay and maintain a single file until the other team has passed and the flag has been withdrawn. Failure to obey these instructions shall result in the disqualification of the team. (art. 3.2.097).

12 – 16 April 2017

Communiqué n°3

- In the qualifying and the first round all teams need to cover the full distance to record a time. Teams that have been caught must stay well behind the other team and may not pass or attempt to pass the leading team.
- In the qualifying rounds, each heat shall contain 2 teams. The seeding may be determined taking into account the targeted time communicated by the team manager at the rider confirmation (art. 3.2.083)

### Omnium

- The omnium is made of four events held over one day: Scratch, Tempo Race, Elimination and Points Race (art. 3.2.247).
- Riders shall be lined up in single file along the railing and in the sprinters lane in the order listed on the start list. This order shall be based on the current Omnium ranking.
- Any rider abandoning any of the events shall be considered to have abandoned the competition and shall be recorded in the final classification after the last placed rider with the provision “DNF” (did not finish).
- In the Tempo Race, the first rider in each sprint shall be awarded 1 point, including the final lap. A gained lap will now be awarded 20 points. **Please note that when a rider loses a lap in the Tempo Race, 20 points will be deducted from the total points of that race (article 3.2.262 as of 05.04.17)**
- In the case of the Scratch Race and of the Tempo Race, any rider not finishing due to a fall, or due to the fact that they may not return to the track in the final kilometre, will be allocated the next available ranking (and points) considering the number of riders remaining on the track at this moment (art. 3.2.251ter).
- In the case of the Points Race, any rider unable to return to the track during the final kilometre will have their places in the last sprint determined in consideration of the number of riders remaining on the track at this moment. (art. 3.2.251)

### Elimination

- During the start, holders are allowed to push their riders, but are not allowed to move from their places in order to avoid crashes at the start.
- If one or more riders are lapped or abandon the race between sprints, they shall be the riders eliminated in the next sprint.
- If no decision can be made about which rider to eliminate, then no riders shall be eliminated until the next sprint. A green flag with “NO ELIMINATION” shall be shown.
- An eliminated rider shall leave the track immediately, failing which he shall be disqualified from the entire Omnium event.
- Coaches or Managers who instruct or encourage their rider to continue racing following the announcement of their elimination, will be penalised by a fine of CHF 200 as per UCI Regulation 12.1.007. Should a Coach or Manager commit a second offence of incorrect behaviour, he/she will be fined CHF 500 and will have their accreditation immediately revoked. Subject to the same penalties, no team representative can approach or try to dispute any decision made by Commissaires during the course of the race.

### Omnium ranking

- Prior to the start of the Points Race, a current ranking with the Omnium points totals shall be drawn up, and riders will start the Points Race with these points accrued over the first five events. Riders shall add to, and lose from, their points totals based on laps gained and lost, and points won in sprints, during the Points Race.
- The winner of the Omnium shall be the rider who has obtained the highest total of points.
- In the event of a tie in the final ranking, the places in the final sprint of the last event, the Points Race, shall break the tie.

### Points Race



12 – 16 April 2017

Communiqué n°3

- For Men, the race shall be conducted over a total distance of 40 km, 160 laps with 16 sprints (every 10 laps). For Women, the race shall be conducted over a total distance of 25 km, 100 laps with 10 sprints (every 10 laps)
- Points awarded in the last sprint after the full distance will be doubled (10 points, 6 points, 4 points, 2 points). (art. 3.2.118)

### Madison

- The race for Men shall be run over a total distance of 50 km, 200 laps, with 20 sprints (every 10 laps), and for Women, over a total distance of 30 km, 120 laps, with 12 sprints (every 10 laps). (art. 3.2.160)
- No feeding is permitted during the Madison race.
- Any team that gains a lap on the main bunch is awarded 20 points. Any team that loses a lap on the main bunch is deducted 20 points (art. 3.2.162).
- Points awarded in the last sprint after the full distance will be doubled (10 points, 6 points, 4 points, 2 points). (art. 3.2.161)

## INFORMATIONS TECHNIQUES – RAPPEL DES DISPOSITIONS

### Général

- Les vélos de route ne sont pas autorisés sur la piste, y compris la zone de sécurité.
- Dans les épreuves en peloton, les coureurs montent en piste par l'escalier (ligne droite d'arrivée) et quittent la piste par la rampe (ligne droite opposée).
- Un système calculant les faux départs est maintenant installés pour les épreuves chronométrées. Au départ, tous les vélos doivent être placés derrière la marque. Le starter est le seul juge pour arrêter la course en cas de faux départ. Un nouveau départ sera donné immédiatement. Dans chaque manche, y compris la finale, seulement deux départs par équipe seront permis que ce soit à la suite d'un accident ou d'un faux départ (art. 3.2.154 and art. 3.2.155).

### Technologie embarquée

- Un équipement technologique embarqué ayant la capacité et pour objet de collecter ou transmettre des données, informations ou images, est autorisé (art. introduit le 01.01.16). Les conditions d'utilisation sont définies dans l'article 1.3.024ter.
  - N'affecte pas la certification du vélo
  - Ne peut pas être retiré pendant la course
  - L'information n'est pas visible pour le coureur

### Vitesse par équipes

- A l'accomplissement de son tour, **l'avant de la roue avant du coureur de tête doit franchir la ligne de poursuite devant l'avant de la roue avant du coureur suivant.** Ensuite, le coureur de tête doit d'écarter immédiatement dans les 15 mètres après la ligne de poursuite (art. 3.2.153 au 14.10.16)

### Vitesse et 200 mètres contre la montre

- Les coureurs doivent porter 2 dossards lors de l'épreuve des 200 mètres
- **Veuillez noter que le tableau des compétitions de sprint a été modifié (au 05.04.17).**

### Keirin

- L'épreuve se déroule sur une distance totale de 1.5 km (6 laps). Le meneur quitte la piste à 3 tours de la fin à la hauteur de la ligne de poursuite de la ligne droite d'arrivée (art. 3.2.134).
- La vitesse pour les femmes est égale à celle pour les hommes, en partant de 30km/h et en augmentant progressivement l'allure jusqu'à 50km/h (art. 3.2.137).
- Au départ, les coureurs doivent prendre les positions déterminées par le tirage au sort, directement derrière le meneur, pour au moins un tour, faute de quoi la course sera arrêtée et les coureurs en faute seront disqualifiés (art. 3.2.139).
- Les coureurs ne doivent pas passer l'avant de la roue avant du vélomoteur avant la ligne de poursuite lorsque le vélomoteur quitte la piste, faute de quoi la course sera arrêtée et recourue sans le ou les coureurs fautifs qui seront disqualifiés (art. 3.2.140).

### Poursuite par équipes

- Lors des qualifications et du premier tour de compétition les commissaires constatent qu'une équipe est sur le point d'être rejointe ils devront, afin d'éviter toute collision avec l'autre équipe ou gêner sa progression, le signaler à cette dernière avec un drapeau rouge. À partir de ce moment elle ne doit plus passer de relais et elle doit maintenir la corde jusqu'à ce que l'équipe opposée l'ait dépassée et que le drapeau a été retiré. Toute désobéissance à cette consigne entraîne la disqualification immédiate de l'équipe (art. 3.2.097).

12 – 16 April 2017

Communiqué n°3

- Lors du premier tour de compétition, toutes les équipes doivent accomplir la distance totale pour enregistrer leur temps. Les équipes dépassées doivent rester bien derrière l'autre équipe et ne peuvent pas passer ou tenter de passer l'équipe leader.
- Lors des séries qualificatives, chaque série devra être constituée de deux équipes. L'ordre de départ pourra être établi grâce au temps ciblé communiqué par le responsable de l'équipe lors de la confirmation des partants (art. 3.2.083).

### Omnium

- L'Omnium est constitué de quatre épreuves organisées sur un jour : Scratch, Course Tempo, Elimination et Course aux Points (art. 3.2.247 au 14.10.16).
- Les coureurs doivent être en file indienne le long de la balustrade et dans le couloir des sprints dans l'ordre de la liste de départ. Cet ordre doit être basé sur le classement actuel de l'omnium.
- Tout coureur abandonnant l'une des épreuves sera considéré comme ayant abandonné la compétition et figurera après le dernier coureur classé au classement final avant la mention « DNF » (n'a pas terminé).
- Dans la Course Tempo, il est attribué 1 point au premier coureur de chaque sprint, y compris pour le sprint final. 20 points seront accordés pour un tour gagné. **Veillez noter que lorsqu'un coureur perd un tour dans la Course Tempo, 20 points seront soustraits du total de points pour cette course (article 3.2.262 du 05.04.17)**
- Dans le cas de la Scratch et de la Course Tempo, tout coureur ne terminant pas la course en raison d'une chute, ou ne pouvant pas remonter en piste dans le dernier kilomètre, se verra attribuer le prochain rang disponible (et les points) en considération du nombre de coureurs restant en piste à ce moment.
- Dans la Course aux Points, le coureur ne pouvant pas remonter en piste dans le dernier kilomètre verra sa place dans le sprint final déterminé en considération du nombre de coureurs restants en piste à ce moment (art. 3.2.251ter).

### Elimination

- Au départ, les teneurs sont autorisés à pousser leur coureur mais ils doivent impérativement rester à leur place (pieds immobiles) pour éviter tout accident.
- Si un ou plusieurs coureurs sont dépassés ou abandonnent la course entre deux sprints, ce seront eux qui seront éliminés au prochain sprint.
- Si aucune décision ne peut être prise concernant le coureur à éliminer, aucun coureur ne sera éliminé avant le prochain sprint. Un panneau vert « NO ELIMINATION » sera montré.
- Un coureur éliminé doit quitter la piste immédiatement, faute de quoi il se verra disqualifié de l'Omnium en intégralité.
- Les Entraîneurs ou les Chefs d'Equipes qui ordonnent ou encouragent leur coureur à continuer de coureur après l'annonce de leur élimination seront pénalisés par une amende de CHF 200, selon le Règlement UCI 12.1.007. Dans le cas où un Entraîneur ou un Chef d'Equipe commet une deuxième infraction de comportement incorrect, il sera passible d'une amende de CHF 500 et son accréditation lui sera immédiatement retirée. Sous peine des mêmes pénalités, aucun représentant d'équipe ne peut approcher ou tenter de contester toute décision prise par les Commissaires au cours de l'épreuve.

### Classement Omnium

- Les trois premières épreuves donnent lieu à un classement complet. Pour ces **trois** épreuves seulement, chaque gagnant se verra attribuer 40 points, chaque deuxième se verra attribuer 38 points, chaque troisième se verra attribuer 36 points, etc.
- Les coureurs classés 21<sup>e</sup> et au-delà se verront attribuer 1 point chacun.

12 – 16 April 2017

Communiqué n°3

- Avant le départ de la Course aux Points, un classement actuel avec le total des points doit être établi et les coureurs débiteront la Course aux Points avec ces points accumulés au cours des cinq premières épreuves. Les coureurs ajouteront ou perdront des points de leur total de points, sur la base des tours gagnés et perdus ainsi que sur la base des points remportés lors des sprints durant la Course aux Points.
- Le gagnant de l'Omnium sera le coureur ayant obtenu le plus haut total de points.
- En cas d'ex-æquo au classement final, les places lors des sprints finaux de la dernière épreuve, la Course aux Points, les départagera.

### Course aux points

- Pour les Hommes, la compétition se déroule sur une distance totale de 40 km, 160 tours, avec 16 sprints (tous les 10 tours). Pour les Femmes, la compétition se déroule sur une distance totale de 25 km, 100 tours, avec 10 sprints (tous les 10 tours).
- Les points attribués dans le dernier sprint, à la fin de la distance totale, seront doublés (10 points, 6 points, 4 points, 2 points) (art. 3.2.118)

### Madison

- La finale pour les Hommes est disputée sur une distance totale de 50 km, 200 tours, avec 20 sprints (tous les 10 tours) et pour les Femmes, sur une distance totale de 30 km, 120 tours, avec 12 sprints (tous les 10 tours) (art. 3.2.160)
- Le ravitaillement pendant la course Madison n'est pas autorisé.
- Une équipe qui gagne un tour sur le peloton principal obtient 20 points. Une équipe qui perd un tour sur le peloton principal perd 20 points (art. 3.2.162)

Les points attribués dans le dernier sprint, à la fin de la distance totale, seront doublés (10 points, 6 points, 4 points, 2 points) (art. 3.2.161)

## ANTI-DOPING CONTROL

### INFORMATION

- A certain amount of controls will be conducted under the 2015 Anti-doping Rules of the UCI and CADF procedures and instructions.
- Riders selected for anti-doping will be identified on a list by their race number or their ranking. If applicable, the list will be posted on the infield and at the entrance of the doping control station immediately after the race.
- The riders selected for the controls will be notified by a chaperon; the notified rider shall remain within sight of the chaperon at all times from the moment of in-person notification until the completion of the sample collection procedure. Team officials should not prevent the chaperons to continuously observe the rider. Should no chaperon be present, the rider shall proceed immediately to the doping control station. The absence of a chaperon shall not excuse the rider for not reporting in time to the doping control station. If the award ceremony takes place immediately after the event, a rider needing to go to the award ceremony will be escorted first to the award ceremony area, then to the press conference and finally to the doping control station.
- Each rider to be tested must present himself at the doping control station as soon as possible and at the latest within 30 (thirty) minutes of finishing the race. If a rider takes part in an official ceremony or attends a press conference, the deadline shall be 30 (thirty) minutes of the end of the ceremony or of the moment that his presence is no longer required at the press conference, whichever is the latest. Riders that have abandoned the race shall proceed immediately to the doping control station.
- Riders must report to the doping control station with their current license; but if it has no photograph, another I.D. with a photo must be presented. Riders may be accompanied by a person of his choice and an interpreter.
- Even if there are chaperons present, ultimately **IT IS THE RIDERS' RESPONSIBILITY TO CHECK IF THEY HAVE BEEN SELECTED FOR ANTI-DOPING CONTROLS**. If the rider does not attend the test, a violation of the UCI Anti-Doping Rules will be noticed and the rider could be sanctioned in accordance with these rules.
- Any changes related to the localization of the riders participating in the race (hotel name, address and telephone/fax numbers) must be communicated to the UCI as soon as possible; if these changes occur at the last minute, the communication has to be made to the CADF Doping Control Officers (phone number below).

**Hongtao WEN (CHN)**  
CADF Doping Control Officer  
Phone: +86 18611399365

**Amarjit SINGH GILL (MAS)**  
CADF Doping Control Officer  
Phone: +60 125008889

**Angeline TURIN (SUI)**  
CADF In-Competition Testing Coordinator  
Phone: + 41 76 446 97 21

## CONTRÔLE ANTIDOPAGE

### INFORMATION

- Un certain nombre de contrôle seront effectués selon le Règlement Antidopage de l'UCI 2015 et les procédures et instructions de la CADF.
- Les coureurs sélectionnés pour les contrôles antidopage seront identifiés sur une liste par leur numéro de dossard ou par leur place dans le classement. Le cas échéant, la liste sera affichée sur la pelouse et à l'entrée du poste de contrôle du dopage immédiatement après la course.
- Les coureurs sélectionnés pour un contrôle, seront avisés par une escorte (chaperon); les coureurs ainsi sélectionnés doivent demeurer constamment en contact visuel avec l'escorte du moment de leur notification jusqu'à la fin de la procédure de prélèvement d'échantillon. Le personnel d'encadrement du coureur ne doit pas empêcher l'escorte d'observer le coureur de manière ininterrompue. Si aucune escorte n'est présente, le coureur se rendra immédiatement au poste de contrôle du dopage. L'absence d'une escorte n'excuse pas le coureur de ne pas se présenter à temps au poste de contrôle du dopage. Si la remise du Prix a lieu immédiatement après la manifestation, le coureur ayant besoin d'aller à la cérémonie de remise sera escorté d'abord à la zone de remise des prix, puis à la conférence de presse et enfin au poste de contrôle du dopage.
- Chaque coureur qui doit être contrôlé, doit se présenter au local antidopage dès que possible et au plus tard dans les 30 (trente) minutes après avoir fini sa course. Si un coureur prend part à une cérémonie officielle ou participe à une conférence de presse, le délai est de 30 (trente) minutes à partir de la fin de la cérémonie ou du moment que sa présence n'est plus requise à la conférence de presse, selon lequel de ces deux événements est le dernier. Les coureurs qui ont abandonné se présenteront immédiatement au poste de contrôle du dopage.
- Les coureurs doivent se présenter avec leur licence; dans la situation où la licence émise par leur fédération nationale ne comporte pas de photographie, un document officiel avec photo devra être présenté en plus de la licence. Le coureur peut être accompagné d'une personne de son choix et d'un interprète.
- Même s'il y a des chaperons présents, IL INCOMBE AUX COUREURS DE VERIFIER S'ILS ONT ETE SELECTIONNES POUR LES CONTROLES ANTIDOPAGE. Selon le règlement antidopage de l'UCI, un cas de non-présentation, une infraction au Règlement Antidopage sera constatée et le coureur pourra être sanctionné conformément à ce règlement.
- Tout changement de localisation des coureurs (adresse, numéro de téléphone/fax de l'hôtel) doit être communiqué sans délai à l'UCI; si ce changement survient à la dernière minute, celui-ci doit être communiqué aux agents de contrôle du dopage CADF (coordonnées ci-dessous).

**Hongtao WEN (CHN)**

CADF Doping Control Officer  
Phone: +86 18611399365

**Amarjit SINGH GILL (MAS)**

CADF Doping Control Officer  
Phone: +60 125008889

**Angeline TURIN (SUI)**

CADF In-Competition Testing Coordinator  
Phone: + 41 76 446 97 21

12 – 16 April 2017

Communiqué n°5

**LIST OF ENTERED TEAMS / LISTE DES EQUIPES ENGAGEES**

1	<b>AUS</b>	AUSTRALIA / AUSTRALIE
2	<b>AUT</b>	AUSTRIA / AUTRICHE
3	<b>AZE</b>	AZERBAIJAN / AZERBAIDJAN
4	<b>BEL</b>	BELGIUM / BELGIQUE
5	<b>BLR</b>	BELARUS / BIELORUSSIE
6	<b>CAN</b>	CANADA / CANADA
7	<b>CHI</b>	CHILE / CHILI
8	<b>CHN</b>	PEOPLE'S REPUBLIC OF CHINA / REPUBLIQUE POPULAIRE DE CHINE
9	<b>COL</b>	COLOMBIA / COLOMBIE
10	<b>CZE</b>	CZECH REPUBLIC / REPUBLIQUE TCHEQUE
11	<b>DEN</b>	DENMARK / DANEMARK
12	<b>ESP</b>	SPAIN / ESPAGNE
13	<b>FIN</b>	FINLAND / FINLANDE
14	<b>FRA</b>	FRANCE / FRANCE
15	<b>GBR</b>	GREAT BRITAIN / GRANDE-BRETAGNE
16	<b>GER</b>	GERMANY / ALLEMAGNE
17	<b>GRE</b>	GREECE / GRECE
18	<b>HKG</b>	HONG-KONG, CHINA / HONG-KONG, CHINE
19	<b>HUN</b>	HUNGARY / HONGRIE
20	<b>IND</b>	INDIA / INDE
21	<b>IRL</b>	IRELAND / IRLANDE
22	<b>ITA</b>	ITALY / ITALIE
23	<b>JPN</b>	JAPAN / JAPON
24	<b>KAZ</b>	KAZAKHSTAN / KAZAKHSTAN
25	<b>KOR</b>	KOREA / COREE
26	<b>LTU</b>	LITHUANIA / LITUANIE
27	<b>MAS</b>	MALAYSIA / MALAISIE
28	<b>MEX</b>	MEXICO / MEXIQUE
29	<b>NED</b>	NETHERLANDS / PAYS-BAS
30	<b>NOR</b>	NORWAY / NORVÈGE
31	<b>NZL</b>	NEW ZEALAND / NOUVELLE-ZELANDE
32	<b>POL</b>	POLAND / POLOGNE
33	<b>POR</b>	PORTUGAL / PORTUGAL
34	<b>RUS</b>	RUSSIAN FEDERATION / FEDERATION DE RUSSIE
35	<b>SUI</b>	SWITZERLAND / SUISSE
36	<b>SUR</b>	SURINAME / SURINAME
37	<b>SVK</b>	SLOVAKIA / SLOVAQUIE
38	<b>TPE</b>	CHINESE TAIPEI / TAPEI CHINOIS
39	<b>TTO</b>	TRINIDAD AND TOBAGO / TRINITE ET TOBAGO
40	<b>UKR</b>	UKRAINE / UKRAINE
41	<b>USA</b>	UNITED STATES OF AMERICA / ETATS-UNIS D'AMERIQUE
		41

## Entry List By Country - Men / Liste des inscrits par pays - Hommes

As of WED 12 APR 2017

Race Number	Country Name	Event	Rider NOC	UCI Code
<b>AUS - Australia</b>				
100	CONSTABLE Patrick	Sprint	AUS	10009009462
101	GLAETZER Matthew	Sprint, Team Sprint, Keirin	AUS	10006894559
102	HART Nathan	Team Sprint	AUS	10007811716
103	KERBY Jordan	Ind. Pursuit	AUS	10006874452
51	MEYER Cameron	Team Pursuit, Points Race, Madison	AUS	10004595558
104	O'BRIEN Kelland	Ind. Pursuit, Team Pursuit, Madison	AUS	10010790828
105	PORTER Alexander	Scratch, Team Pursuit	AUS	10009115152
106	SCHMID Jacob	Sprint, Team Sprint, Keirin	AUS	10007811817
107	SCOTSON Callum	Points Race, Madison	AUS	10009115556
1	WELSFORD Sam	Team Pursuit, Madison, Omnium	AUS	10009118081
108	WIGHT Rohan	Ind. Pursuit	AUS	10010597737
109	YALLOURIS Nicholas	1Km Time Trial	AUS	10009008755
<b>AUT - Austria</b>				
52	GRAF Andreas	Points Race, Madison	AUT	10002931606
117	MULLER Andreas	Scratch, Madison	AUT	10002419021
<b>AZE - Azerbaijan</b>				
118	OMELCHENKO Sergii	Keirin	AZE	10006319633
<b>BEL - Belgium</b>				
54	DE KETELE Kenny	Team Pursuit, Points Race, Madison	BEL	10003246753
119	DE PAUW Moreno	Scratch, Team Pursuit, Madison, Omnium	BEL	10006481196
3	DE VYLDER Lindsay	Team Pursuit, Madison, Omnium	BEL	10009009866
120	GHYS Robbe	Scratch, Team Pursuit, Points Race, Madison	BEL	10009991182
121	THIJSSSEN Gerben		BEL	10010771327
<b>BLR - Belarus</b>				
127	KARALIOK Yauheni	Scratch, Team Pursuit, Omnium	BLR	10009166682
128	NOVIK Uladzislau	Team Sprint	BLR	10009049979
55	RAMANAU Raman	Scratch, Team Pursuit, Points Race	BLR	10007891336
129	SHEMETAU Mikhail	Ind. Pursuit, Team Pursuit	BLR	10009492240
5	TSISHKOU Raman	Ind. Pursuit, Team Pursuit, Omnium	BLR	10009033209
130	VEREMCHUK Yauhen	Team Sprint	BLR	10013460853
131	ZAITSAU Artsiom	Team Sprint	BLR	10009017243
<b>CAN - Canada</b>				
134	BARRETTE Hugo	Sprint, Team Sprint, Keirin	CAN	10007212639
6	CAVES Aidan	Team Pursuit, Omnium	CAN	10008936916
135	GEE Derek		CAN	10011114867
56	JAMIESON Adam	Ind. Pursuit, Team Pursuit, Points Race	CAN	10008991981
136	LAMOUREUX Jay	Ind. Pursuit, Team Pursuit	CAN	10009524875
137	RITTER Stefan	Sprint, 1Km Time Trial, Team Sprint, Keirin	CAN	10009821131
138	SIMPSON Bayley	Team Pursuit	CAN	10010116878
139	ST LOUIS PIVIN Patrice	Team Sprint	CAN	10052410393
<b>CHI - Chile</b>				
145	BRAVO MANSILLA Edison Fernando	Madison	CHI	10050677531
146	CABRERA TORRES Antonio Roberto	Madison	CHI	10002264932



## Entry List By Country - Men / Liste des inscrits par pays - Hommes

As of WED 12 APR 2017

Race Number	Country Name	Event	Rider NOC	UCI Code
<b>CHN - China</b>				
147	FAN Yang	Team Pursuit	CHN	10006404004
148	LI Jianxin	Team Sprint	CHN	10009208819
149	LUO Yongjia	Team Sprint	CHN	10009207203
150	QIN Chenlu	Team Pursuit	CHN	10007947112
151	XU Chao	Sprint, Team Sprint	CHN	10007947011
152	XUE Sai Fei	Team Pursuit	CHN	10006824538
153	YUAN Zhong	Team Pursuit	CHN	10006696923
<b>COL - Colombia</b>				
160	MURILLO MINOTA Ruben Dario	Team Sprint	COL	10007475448
161	PENA DAZA Diego Andres	Sprint, 1Km Time Trial	COL	10007846270
162	PUERTA ZAPATA Fabian Hernando	Sprint, 1Km Time Trial, Team Sprint, Keirin	COL	10006904360
163	RAMIREZ MORALES Santiago	Sprint, 1Km Time Trial, Team Sprint, Keirin	COL	10009039774
<b>CZE - Czech Republic</b>				
166	BABEK Tomas	Sprint, 1Km Time Trial, Team Sprint, Keirin	CZE	10004612534
58	BLAHA Martin	Scratch, Points Race, Madison	CZE	10002279985
167	HOCHMANN Jiri	Scratch, Points Race, Madison	CZE	10003096304
168	KELEMEN Pavel	Sprint, Team Sprint, Keirin	CZE	10006422895
169	SOJKA David	Sprint, 1Km Time Trial, Team Sprint, Keirin	CZE	10008950858
<b>DEN - Denmark</b>				
171	JOHANSEN Julius	Team Pursuit, Madison	DEN	10015221102
59	LARSEN Niklas	Team Pursuit, Points Race, Madison	DEN	10009413529
172	MADSEN Frederik	Team Pursuit, Madison	DEN	10010176900
10	PEDERSEN Casper	Omnium	DEN	10009498708
173	VON FOLSACH Casper	Team Pursuit, Madison, Omnium	DEN	10007509602
<b>ESP - Spain</b>				
174	GARCIA DE MATEOS RUBIO Vicente	Ind. Pursuit, Team Pursuit	ESP	10005584150
175	MARTINEZ CHORRO Alejandro	1Km Time Trial, Team Sprint	ESP	10011152354
176	MORA VEDRI Sebastian	Scratch, Team Pursuit, Madison	ESP	10004614150
177	MORENO SANCHEZ Jose	Sprint, 1Km Time Trial, Team Sprint	ESP	10007502427
178	PERALTA GASCON Juan	Sprint, 1Km Time Trial, Team Sprint	ESP	10006552534
60	TERUEL ROVIRA Eloy	Team Pursuit, Points Race, Madison	ESP	10011000184
11	TORRES BARCELO Albert	Team Pursuit, Madison, Omnium	ESP	10005934360
<b>FIN - Finland</b>				
182	SIMOLA Mika	1Km Time Trial	FIN	10006032269
<b>FRA - France</b>				
183	DENIS Thomas	Ind. Pursuit, Team Pursuit	FRA	10009736861
184	EDELIN Benjamin	1Km Time Trial, Team Sprint	FRA	10006584159
185	ERMENAUT Corentin	Ind. Pursuit, Team Pursuit	FRA	10009155972
61	KNEISKY Morgan	Scratch, Points Race, Madison, Omnium	FRA	10003310714
186	LAFARGUE Quentin	Sprint, 1Km Time Trial, Team Sprint, Keirin	FRA	10005930724
187	MAITRE Florian	Ind. Pursuit, Team Pursuit, Madison	FRA	10010589350
188	PERVIS Francois	Sprint, 1Km Time Trial, Keirin	FRA	10003011125
189	PIJOURLET Louis	Ind. Pursuit, Points Race, Madison	FRA	10009493250
13	THOMAS Benjamin	Scratch, Team Pursuit, Madison, Omnium	FRA	10009104341
190	VIGIER Sebastien	Sprint, Team Sprint, Keirin	FRA	10010678569

## Entry List By Country - Men / Liste des inscrits par pays - Hommes

As of WED 12 APR 2017

Race Number	Country Name	Event	Rider NOC	UCI Code
<b>GBR - Great Britain</b>				
195	BOSTOCK Matthew	Scratch, Ind. Pursuit, Madison	GBR	10010813864
196	BURKE Steven	Team Pursuit	GBR	10004595356
197	CARLIN Jack	Team Sprint, Keirin	GBR	10009967641
198	EMADI Kian	1Km Time Trial, Team Pursuit	GBR	10006898502
15	LATHAM Christopher	Scratch, Madison, Omnium	GBR	10008681177
199	OLIVA Lewis	Sprint, Keirin	GBR	10006898300
200	OWENS Ryan	Sprint, Team Sprint	GBR	10009316024
201	SKINNER Callum	Sprint, 1Km Time Trial	GBR	10006898296
63	STEWART Mark	Scratch, Ind. Pursuit, Points Race, Madison, Omnium	GBR	10009316327
202	TENNANT Andrew	Ind. Pursuit, Team Pursuit	GBR	10004521392
203	TRUMAN Joseph	Sprint, 1Km Time Trial, Team Sprint, Keirin	GBR	10017950943
204	WOOD Oliver	Team Pursuit, Points Race, Madison, Omnium	GBR	10008663700
<b>GER - Germany</b>				
17	BEYER Maximilian	Scratch, Points Race, Omnium	GER	10007499191
210	BOMMEL Henning	Ind. Pursuit, Team Pursuit, Madison	GER	10002511674
211	DORNBACH Maximilian	Sprint, 1Km Time Trial, Keirin	GER	10007779683
212	EILERS Joachim	1Km Time Trial, Keirin	GER	10006379247
213	ENGLER Eric	Sprint, 1Km Time Trial, Team Sprint, Keirin	GER	10006665496
214	FORSTEMANN Robert	Team Sprint	GER	10051342989
215	FRAHM Jasper	Ind. Pursuit	GER	10009166480
216	JURCZYK Marc	1Km Time Trial, Keirin	GER	10009178002
65	LISS Lucas	Scratch, Team Pursuit, Points Race, Omnium	GER	10006897286
217	NIEDERLAG Max	Sprint, Team Sprint	GER	10007778875
218	REINHARDT Theo	Ind. Pursuit, Team Pursuit, Madison	GER	10005967403
219	THIELE Kersten	Ind. Pursuit, Team Pursuit, Madison	GER	10006897387
<b>GRE - Greece</b>				
227	VOLIKAKIS Christos	Scratch	GRE	10004633247
<b>HKG - Hong Kong</b>				
67	CHEUNG King Lok	Points Race, Madison	HKG	10006278106
228	KO Siu Wai	Ind. Pursuit, Team Pursuit	HKG	10004873121
19	LEUNG Chun Wing	Scratch, Team Pursuit, Madison, Omnium	HKG	10007771401
229	LEUNG Ka Yu	1Km Time Trial, Team Pursuit, Madison	HKG	10007771704
230	MOW Ching Yin	Team Pursuit	HKG	10009012900
<b>HUN - Hungary</b>				
69	LOVASSY Krisztian	Scratch, Points Race	HUN	10004610413
237	SZALONTAY Sandor	Sprint	HUN	10007073506
<b>IRL - Ireland</b>				
70	DOWNEY Mark	Points Race, Madison	IRL	10009513761
240	ENGLISH Felix	Scratch, Madison	IRL	10007513036
<b>ITA - Italy</b>				
243	BERTAZZO Liam	Ind. Pursuit, Team Pursuit, Madison	ITA	10006903754
244	CASTEGNARO Francesco	Scratch	ITA	10007898915
245	CECI Francesco	Keirin	ITA	10006073493
22	CONSONNI Simone	Team Pursuit, Madison, Omnium	ITA	10007890730
246	GANNA Filippo	Ind. Pursuit, Team Pursuit	ITA	10009164056
247	GIORDANI Carloalberto	Ind. Pursuit, Omnium	ITA	10010713430
248	LAMON Francesco	Team Pursuit, Points Race, Madison	ITA	10008680672
72	SCARTEZZINI Michele	Points Race	ITA	10006891630

## Entry List By Country - Men / Liste des inscrits par pays - Hommes

As of WED 12 APR 2017

Race Number	Country Name	Event	Rider NOC	UCI Code
<b>JPN - Japan</b>				
24	IMAMURA Shunsuke	Ind. Pursuit, Omnium	JPN	10010799013
257	KAWABATA Tomoyuki	Sprint, Keirin	JPN	10008098470
74	KURABAYASHI Takuto	Points Race	JPN	10008197389
258	NAGASAKO Yoshitaku	Team Sprint	JPN	10007394515
259	NITTA Yudai	Team Sprint, Keirin	JPN	10005727327
260	WAKIMOTO Yuta	Keirin	JPN	10005964470
261	WATANABE Kazunari	Team Sprint, Keirin	JPN	10003349716
<b>KAZ - Kazakhstan</b>				
265	GAINEYEV Robert	Scratch	KAZ	10007896992
26	MIRALIYEV Sultanmurat	Points Race, Omnium	KAZ	10006407741
76	PANASSENKO Nikita	Points Race	KAZ	10006895266
266	ZAKHAROV Artyom	Ind. Pursuit, Omnium	KAZ	10006895569
<b>KOR - Korea</b>				
27	PARK Sanghoon	Omnium	KOR	10007416440
<b>LTU - Lithuania</b>				
269	LENDEL Vasilijus	Sprint, Keirin	LTU	10009181234
<b>MAS - Malaysia</b>				
272	AWANG Mohd Azizulhasni	Sprint, Keirin	MAS	10004868370
273	SAHROM Muhammad Shah Firdaus	Sprint, Keirin	MAS	10009150215
<b>MEX - Mexico</b>				
274	GUTIERREZ LOPEZ Saul Antonio	Team Sprint	MEX	10010828719
29	MALDONADO RAYAS Edibaldo	Omnium	MEX	10007509194
275	RESENDEZ LANDA Manuel Alejandro	Team Sprint	MEX	10010828820
276	SANTOYO GONZALEZ Jose Alfredo	Scratch	MEX	10010587431
277	SERRANO PLOWELLS Roberto	1Km Time Trial	MEX	10005921226
278	VERDUGO OSUNA Edgar Ismael	Team Sprint	MEX	10007890932
<b>NED - Netherlands</b>				
284	BEUKEBOOM Dion	Ind. Pursuit, Team Pursuit	NED	10007752001
285	BOS Theo	Sprint, 1Km Time Trial, Team Sprint	NED	10002667278
286	BUCHLI Matthijs	Keirin	NED	10006900421
30	EFTING Roy	Team Pursuit, Omnium	NED	10006058743
287	HAVIK Yoeri	Madison	NED	10006502014
288	HOGLAND Jeffrey	Sprint, Team Sprint	NED	10007379761
289	LAVREYSEN Harrie	Sprint	NED	10009535686
290	PIETERS Roy	Ind. Pursuit, Team Pursuit, Madison	NED	10004780565
291	STROETINGA Wim	Scratch, Madison	NED	10003096001
293	VAN 'T HOENDERDAAL Nils	Team Sprint	NED	10008882049
292	VAN SCHIP Jan Willem	Ind. Pursuit, Team Pursuit	NED	10008881948

## Entry List By Country - Men / Liste des inscrits par pays - Hommes

As of WED 12 APR 2017

Race Number	Country Name	Event	Rider NOC	UCI Code
<b>NZL - New Zealand</b>				
297	BULLING Pieter	Team Pursuit	NZL	10007230322
298	DAWKINS Edward	Sprint, Team Sprint, Keirin	NZL	10005782695
33	GATE Aaron	Omnium	NZL	10004405501
78	GOUGH Regan	Team Pursuit, Points Race	NZL	10009117475
299	KENNETT Dylan	1Km Time Trial, Ind. Pursuit, Team Pursuit	NZL	10007809995
300	KERGOZOU Nicholas	1Km Time Trial, Ind. Pursuit, Team Pursuit	NZL	10009117778
301	MITCHELL Ethan	Sprint, Team Sprint	NZL	10006182318
302	STEWART Campbell	Omnium	NZL	10010750917
303	WEBSTER Sam	Sprint, Team Sprint, Keirin	NZL	10006184742
304	WILLIAMS Zac	Sprint, 1Km Time Trial, Keirin	NZL	10008997641
<b>POL - Poland</b>				
309	BANASZEK Alan	Team Pursuit, Points Race, Madison	POL	10010994932
310	BIELECKI Maciej	Team Sprint	POL	10005641037
311	CZUBAK Dawid		POL	10010115060
312	KUCZYNSKI Kamil	Sprint, 1Km Time Trial	POL	10003095795
313	MAKSEL Krzysztof	Sprint, 1Km Time Trial, Team Sprint	POL	10006902239
80	PSZCZOLARSKI Wojciech	Scratch, Points Race, Madison	POL	10006903552
314	RUDYK Mateusz	Sprint, 1Km Time Trial, Team Sprint	POL	10009079382
35	SAJNOK Szymon	Ind. Pursuit, Team Pursuit, Omnium	POL	10009640063
315	SARNECKI Rafal	Sprint, 1Km Time Trial	POL	10005953154
316	STANISZEWSKI Daniel	Scratch, Ind. Pursuit, Team Pursuit, Madison	POL	10009726050
317	TEKLINSKI Adrian	Scratch, Ind. Pursuit, Team Pursuit, Madison, Omnium	POL	10005364585
<b>POR - Portugal</b>				
82	MATIAS Joao	Scratch, Ind. Pursuit, Points Race	POR	10007815756
37	OLIVEIRA Ivo	Scratch, Ind. Pursuit, Points Race, Omnium	POR	10009190328
<b>RUS - Russia</b>				
321	DMITRIEV Denis	Sprint	RUS	10003100142
322	DUBCHENKO Aleksandr	1Km Time Trial	RUS	10007772108
323	EVTUSHENKO Alexander	Ind. Pursuit, Team Pursuit	RUS	10008705025
324	KOVALEV Evgeny	Ind. Pursuit	RUS	10005408742
325	KULIKOV Vladislav		RUS	10009194772
326	KURBATOV Alexey	Team Pursuit	RUS	10013166823
38	MANAKOV Viktor	Team Pursuit, Omnium	RUS	10006886576
327	SAMUSENKO Kirill	Sprint, Team Sprint	RUS	10007271142
328	SAZANOV Andrei		RUS	10007896588
329	SHILOV Sergei	Ind. Pursuit, Team Pursuit	RUS	10006412690
83	STRAKHOV Dmitrii	Points Race	RUS	10008629142
330	TKACHEV Aleksei	Sprint, 1Km Time Trial, Team Sprint	RUS	10006065817
331	VASYUKHNO Alexandr	1Km Time Trial	RUS	10009691593
332	YAKUSHEVSKIY Pavel	Sprint, Team Sprint	RUS	10004640220
<b>SUI - Switzerland</b>				
342	BEER Olivier	Team Pursuit	SUI	10006216468
85	IMHOF Claudio	Team Pursuit, Points Race, Madison	SUI	10005865551
343	MARGUET Tristan	Scratch, Madison	SUI	10003301418
344	PASCHE Frank	Team Pursuit	SUI	10007890427
345	PERIZZOLO Loic	Madison	SUI	10004620618
39	SUTER Gael	Scratch, Omnium	SUI	10007259927
346	THIERY Cyrille	Team Pursuit	SUI	10006216367

## Entry List By Country - Men / Liste des inscrits par pays - Hommes

As of WED 12 APR 2017

Race Number	Country Name	Event	Rider NOC	UCI Code
<b>SUR - Suriname</b>				
347	TJON EN FA Jair	Sprint	SUR	10007891538
<b>SVK - Slovakia</b>				
348	TARAGEL Filip	Scratch	SVK	10006902037
<b>TPE - Chinese Taipei</b>				
349	KANG Shih Feng	Keirin	TPE	10010608447
<b>TTO - Trinidad And Tobago</b>				
350	BROWNE Kwesi	Sprint, Keirin	TTO	10009010876
<b>UKR - Ukraine</b>				
42	GLADYSH Roman	Omnium	UKR	10016101374
86	HRYNIV Vitaliy	Points Race	UKR	10009033310
351	SHEVCHUK Taras	Scratch	UKR	10009733427
352	VYNOKUROV Andrii	Sprint, Keirin	UKR	10002418415
<b>USA - United States</b>				
88	KOVALCIK Zachary	Scratch, Points Race	USA	10050672881

Communiqué approved by the Secretary of the Commissaires Panel:

## Entry List By Country - Women / Liste des inscrits par pays - Femmes

As of WED 12 APR 2017

Race Number	Country Name	Event	Rider NOC	UCI Code
<b>AUS - Australia</b>				
110	ANKUDINOFF Ashlee	Ind. Pursuit, Team Pursuit, Madison, Omnium	AUS	10006289018
111	CLONAN Kristina	Scratch, Madison, Omnium	AUS	10010775973
2	CURE Amy	Team Pursuit, Points Race, Madison, Omnium	AUS	10006274668
112	MANLY Alexandra	Team Pursuit, Madison	AUS	10009115253
113	MCCULLOCH Kaarle	Sprint, 500m Time Trial, Team Sprint, Keirin	AUS	10005511503
114	MORTON Stephanie	Sprint, Team Sprint, Keirin	AUS	10006289624
115	TAKOS Holly	Sprint, Keirin	AUS	10008996631
116	WIASAK Rebecca	Ind. Pursuit, Team Pursuit	AUS	10008882756
<b>AUT - Austria</b>				
53	EBERHARDT Verena	Scratch, Points Race	AUT	10008670770
<b>BEL - Belgium</b>				
122	CROKET Gilke	Team Pursuit, Madison	BEL	10007077647
124	D'HOORE Jolien	Scratch, Points Race, Madison, Omnium	BEL	10004779050
123	DEGRENDELE Nicky	Sprint, Keirin	BEL	10009134956
125	DOM Annelies	Ind. Pursuit, Team Pursuit	BEL	10007860014
4	KOPECKY Lotte	Team Pursuit, Points Race, Madison, Omnium	BEL	10007350459
126	VAN DER MEULEN Kaat	Team Pursuit, Madison, Omnium	BEL	10007826264
<b>BLR - Belarus</b>				
132	PIATROUSKAYA Katsiaryna	Madison	BLR	10008658949
133	PIVOVAROVA Polina	Ind. Pursuit, Madison	BLR	10008920950
<b>CAN - Canada</b>				
140	BROWN Laura	Team Pursuit, Madison	CAN	10006187166
57	DUEHRING Jasmin	Scratch, Ind. Pursuit, Team Pursuit, Points Race, Madison	CAN	10053708678
141	FOREMAN-MACKEY Annie	Ind. Pursuit, Team Pursuit	CAN	10008173040
142	LAY Kirsti	Ind. Pursuit	CAN	10009142030
143	O'BRIEN Kate	Sprint, Team Sprint, Keirin	CAN	10009762325
7	ROORDA Stephanie	Team Pursuit, Madison, Omnium	CAN	10003299802
144	WALSH Amelia	Team Sprint	CAN	10006640036
<b>CHN - China</b>				
154	CHEN Qiaolin	Team Pursuit	CHN	10010041403
155	CHEN Siyu	Team Pursuit	CHN	10009215283
156	GUO Shuang	Team Sprint, Keirin	CHN	10003100344
157	HUANG Li	Scratch, Team Pursuit	CHN	10006148871
158	LIN Junhong	Sprint, Team Sprint, Keirin	CHN	10006401172
8	LUO Xiaoling	Team Pursuit, Omnium	CHN	10006711269
159	TIAN Yuanyuan		CHN	10009207809
<b>COL - Colombia</b>				
164	BAYONA PINEDA Martha	Sprint, 500m Time Trial, Team Sprint, Keirin	COL	10009040279
165	GAVIRIA RENDON Juliana	Sprint, 500m Time Trial, Team Sprint	COL	10007737146
<b>CZE - Czech Republic</b>				
170	HOCHMANN Lucie	Scratch, Points Race, Madison, Omnium	CZE	10006602246
9	MACHACOVA Jarmila	Points Race, Madison, Omnium	CZE	10004738937

## Entry List By Country - Women / Liste des inscrits par pays - Femmes

As of WED 12 APR 2017

Race Number	Country Name	Event	Rider NOC	UCI Code
<b>ESP - Spain</b>				
179	CALVO BARBERO Tania	Sprint, 500m Time Trial, Team Sprint, Keirin	ESP	10006604771
180	CASAS ROIGE Helena	Sprint, 500m Time Trial, Team Sprint, Keirin	ESP	10004616877
181	RODRIGUEZ SANCHEZ Gloria	Ind. Pursuit	ESP	10006886172
12	USABIAGA BALERDI Ana	Scratch, Ind. Pursuit, Points Race, Omnium	ESP	10005979123
<b>FRA - France</b>				
191	BERTHON Laurie	Team Pursuit, Madison, Omnium	FRA	10006464426
192	BORRAS Marion	Ind. Pursuit, Team Pursuit	FRA	10009989970
62	DELZENNE Elise	Ind. Pursuit, Team Pursuit, Points Race, Madison	FRA	10005489473
193	DEMAY Coralie	Team Pursuit, Madison	FRA	10007773825
14	FOURNIER Roxane	Scratch, Omnium	FRA	10006578907
194	GROS Mathilde	Sprint	FRA	10015528367
<b>GBR - Great Britain</b>				
16	ARCHIBALD Katie	Ind. Pursuit, Omnium	GBR	10008789695
64	BARKER Elinor	Scratch, Points Race, Madison	GBR	10008091194
205	DICKINSON Eleanor	Ind. Pursuit, Team Pursuit	GBR	10010170634
206	KAY Emily	Team Pursuit, Madison	GBR	10008678551
207	LLOYD Manon	Ind. Pursuit, Team Pursuit, Madison	GBR	10009403627
208	MARCHANT Katy	Sprint, 500m Time Trial, Keirin	GBR	10009195883
209	NELSON Emily	Team Pursuit, Points Race, Madison, Omnium	GBR	10009513862
<b>GER - Germany</b>				
66	BECKER Charlotte	Ind. Pursuit, Team Pursuit, Points Race	GER	10002523701
220	BRAUSSE Franziska	Team Pursuit	GER	10010169220
221	GRABOSCH Pauline Sophie	Sprint, 500m Time Trial, Keirin	GER	10010169624
222	HINZE Emma	Sprint, Keirin	GER	10010652196
18	PALLER Tatjana	Scratch, Team Pursuit, Points Race, Omnium	GER	10008688857
223	STOCK Gudrun	Ind. Pursuit, Team Pursuit	GER	10008696234
224	SUSSEMILCH Laura		GER	10009081204
225	VOGEL Kristina	Sprint, Team Sprint, Keirin	GER	10005967908
226	WELTE Miriam	Sprint, 500m Time Trial, Team Sprint	GER	10003100950
<b>HKG - Hong Kong</b>				
231	DIAO Xiao Juan	Scratch, Team Pursuit, Omnium	HKG	10006406529
232	LEE Wai Sze	Sprint, 500m Time Trial, Keirin	HKG	10004875747
233	LEUNG Bo Yee	Ind. Pursuit, Team Pursuit	HKG	10006278510
234	LEUNG Wing Yee		HKG	10007771906
235	MA Wing Yu	Sprint, 500m Time Trial, Keirin	HKG	10010655735
236	MENG Zhaojuan	Madison, Omnium	HKG	10006083294
20	PANG Yao	Team Pursuit, Madison, Omnium	HKG	10008689059
68	YANG Qianyu	Ind. Pursuit, Team Pursuit, Points Race, Madison	HKG	10008999055
<b>IND - India</b>				
238	DEBORAH Deborah	Sprint, 500m Time Trial, Team Sprint	IND	10050874359
239	REJI Alena	500m Time Trial, Team Sprint	IND	10016316592
<b>IRL - Ireland</b>				
21	BOYLAN Lydia	Madison, Omnium	IRL	10008975716
71	GURLEY Lydia	Scratch, Points Race, Madison, Omnium	IRL	10010898336
241	MCCURLEY Shannon	Keirin	IRL	10007056631
242	TURVEY Anna	Ind. Pursuit	IRL	10009722313

## Entry List By Country - Women / Liste des inscrits par pays - Femmes

As of WED 12 APR 2017

Race Number	Country Name	Event	Rider NOC	UCI Code
<b>ITA - Italy</b>				
23	BALSAMO Elisa	Team Pursuit, Madison, Omnium	ITA	10010182657
249	BARBIERI Rachele	Scratch, Madison, Omnium	ITA	10010714743
250	BARTELLONI Beatrice		ITA	10007504750
89	BRONZINI Giorgia	Points Race	ITA	10002525317
73	CONFALONIERI Maria Giulia	Points Race, Madison	ITA	10007278822
251	FIDANZA Martina	Team Sprint	ITA	10015662349
252	FRAPPORTI Simona	Team Pursuit	ITA	10005497254
253	GUDERZO Tatiana		ITA	10002741545
254	PATTARO Francesca	Ind. Pursuit, Team Pursuit	ITA	10008689362
255	VALSECCHI Silvia	Ind. Pursuit, Team Pursuit	ITA	10002526125
256	VECE Miriam	500m Time Trial, Team Sprint	ITA	10010714137
<b>JPN - Japan</b>				
262	HASHIMOTO Yuya	Team Pursuit	JPN	10010801235
25	KAJIHARA Yumi	Ind. Pursuit, Points Race, Omnium	JPN	10009668658
263	NAKAMURA Kisato	Team Pursuit	JPN	10009020677
264	SUZUKI Nao	Team Pursuit	JPN	10009808805
75	UWANO Minami	Scratch, Ind. Pursuit, Team Pursuit, Points Race, Omnium	JPN	10006552130
<b>KOR - Korea</b>				
267	KIM Won Gyeong	Sprint, Team Sprint	KOR	10006136545
268	LEE Hyejin	Sprint, Team Sprint, Keirin	KOR	10007209609
<b>LTU - Lithuania</b>				
28	BALEISYTE Olivija	Ind. Pursuit, Omnium	LTU	10010807905
270	KRUPECKAITE Simona	Sprint, Keirin	LTU	10002501368
271	MAROZAITE Migle	Sprint, 500m Time Trial, Keirin	LTU	10010640880
77	TREBAITE Ausrine	Scratch, Ind. Pursuit, Points Race, Omnium	LTU	10003220481
<b>MEX - Mexico</b>				
279	ARREOLA NAVARRO Sofia	Madison	MEX	10006501105
280	GAXIOLA GONZALEZ Luz Daniela	Keirin	MEX	10006904461
281	SALAZAR VALLES Jessica	500m Time Trial, Team Sprint	MEX	10008167986
282	SALAZAR VAZQUEZ Lizbeth Yareli	Madison	MEX	10009196590
283	VERDUGO OSUNA Yuli	500m Time Trial, Team Sprint, Keirin	MEX	10009727767
<b>NED - Netherlands</b>				
294	BRASPENNINCX Shanne	Sprint, 500m Time Trial, Team Sprint, Keirin	NED	10007618524
295	LAMBERINK Kyra	Sprint, 500m Time Trial, Team Sprint	NED	10009125458
296	VAN RIESSEN Laurine	Sprint, 500m Time Trial, Keirin	NED	10010579448
31	WILD Kirsten	Scratch, Points Race, Omnium	NED	10002919175
<b>NOR - Norway</b>				
32	STENBERG Anita Yvonne	Scratch, Points Race, Omnium	NOR	10008956114
<b>NZL - New Zealand</b>				
305	BUCHANAN Rushlee	Team Pursuit, Points Race, Madison	NZL	10004616271
34	DRUMMOND Michaela	Team Pursuit, Madison, Omnium	NZL	10010747277
306	HANSEN Natasha	Sprint, 500m Time Trial	NZL	10005968918
307	JAMES Kirstie	Ind. Pursuit	NZL	10009139404
308	NIELSEN Jaime	Ind. Pursuit, Team Pursuit	NZL	10006789576
79	SHEATH Racquel	Team Pursuit, Points Race, Madison, Omnium	NZL	10007809086



## Entry List By Country - Women / Liste des inscrits par pays - Femmes

As of WED 12 APR 2017

Race Number	Country Name	Event	Rider NOC	UCI Code
<b>POL - Poland</b>				
318	KACZKOWSKA Justyna	Scratch, Ind. Pursuit, Team Pursuit, Points Race, Madison, Omnium	POL	10010945725
36	PIKULIK Daria	Ind. Pursuit, Team Pursuit, Madison, Omnium	POL	10009988556
319	PLOSAJ Nikol	Team Pursuit, Madison	POL	10009232966
320	ROZYNSKA Nikola	Ind. Pursuit	POL	10010808006
81	RUTKOWSKA Natalia	Team Pursuit, Points Race, Madison	POL	10006902744
<b>RUS - Russia</b>				
333	AVERINA Mariia	Madison	RUS	10007498585
84	BADYKOVA Gulnaz	Team Pursuit, Points Race, Madison	RUS	10007739974
334	BALABOLINA Tamara	Team Pursuit	RUS	10007272253
335	KANTSYBER Maria	Team Pursuit	RUS	10009044323
336	KISELEVA Tatiana	Sprint, 500m Time Trial, Keirin	RUS	10008918122
337	KLIMOVA Diana	Madison	RUS	10009183557
338	MALAKHOVA Lidiya	Team Pursuit	RUS	10005791688
339	ROMANYUTA Evgeniya	Scratch	RUS	10004623244
340	SHMELEVA Daria	Sprint, 500m Time Trial, Team Sprint, Keirin	RUS	10007272455
341	VOINOVA Anastasiia	Sprint, 500m Time Trial, Team Sprint, Keirin	RUS	10007498484
<b>SVK - Slovakia</b>				
40	PAVLEDOVA Alzbeta	Scratch, Points Race, Omnium	SVK	10006065716
<b>TPE - Chinese Taipei</b>				
41	ZENG Ke Xin	Omnium	TPE	10005780978
<b>UKR - Ukraine</b>				
353	BASOVA Liubov	Sprint, Keirin	UKR	10004594447
354	KLIACHINA Oksana	Madison	UKR	10010746570
43	KLIMCHENKO Tetyana	Scratch, Omnium	UKR	10009073827
87	NAHIRNA Anna	Points Race, Madison	UKR	10005510994
355	STARIKOVA Olena	Sprint, 500m Time Trial, Keirin	UKR	10009233370
<b>USA - United States</b>				
356	CATLIN Kelly	Ind. Pursuit, Team Pursuit	USA	10009726353
357	DYGERT Chloe	Ind. Pursuit, Team Pursuit	USA	10010971690
358	GEIST Kimberly	Team Pursuit, Points Race, Madison	USA	10004625466
44	HAMMER Sarah	Scratch, Ind. Pursuit, Points Race, Omnium	USA	10002557952
359	VALENTE Jennifer	Ind. Pursuit, Team Pursuit, Madison	USA	10007895881
360	ZUBRIS Kimberly	Madison	USA	10050680460
361	ZUBRIS Kimberly Ann		USA	10009324815

Communiqué approved by the Secretary of the Commissaires Panel:

## Competition Schedule / Programme des compétitions


As of WED 12 APR 2017

Date	Session Time	Duration Time	Event
WED 12 APR	15:00 / 16:44	48	Women's Team Pursuit, Qualifying
		56	Men's Team Pursuit, Qualifying
WED 12 APR	18:40 / 21:32	20	Opening Ceremony
		17	Women's Team Sprint, Qualifying
		25	Men's Team Sprint, Qualifying
		18	Women's Scratch Race, Final
		11	Women's Team Sprint, First Round
		13	Men's Team Sprint, First Round
		8	Women's Scratch Race, Victory Ceremony
		26	Men's Team Pursuit, First Round
		8	Women's Team Sprint, Finals
		8	Men's Team Sprint, Finals
		8	Women's Team Sprint, Victory Ceremony
10	Men's Team Sprint, Victory Ceremony		

Warm Up Sessions: 13:00 - 14:50 / xx:xx - 18:30

[www.tissotwatches.com](http://www.tissotwatches.com)

[www.uci.ch](http://www.uci.ch)

Timing and Results provided by  **TISSOT**

Report Created WED 12 APR 2017 17:00

Page 1/1

## Competition Schedule / Programme des compétitions

As of WED 12 APR 2017

Date	Session Time	Duration Time	Event
THU 13 APR	15:00 / 17:14	41	Women's Sprint, Qualifying
		18	Men's Keirin, First Round
		38	Women's Sprint, 1/16 Finals
		18	Men's Keirin, First Round Repechage
		19	Women's Sprint, 1/8 Finals
	19:00 / 21:51	28	Women's Team Pursuit, First Round
		16	Women's Sprint, Quarterfinals - Race 1
		9	Men's Keirin, Second Round
		14	Men's Team Pursuit, Finals
		16	Women's Sprint, Quarterfinals - Race 2
		23	Men's Scratch Race, Final
		4	Women's Sprint, Quarterfinals - Decider
		10	Men's Team Pursuit, Victory Ceremony
		8	Men's Scratch Race, Victory Ceremony
		10	Men's Keirin, Finals
		15	Women's Team Pursuit, Finals
		8	Men's Keirin, Victory Ceremony
		10	Women's Team Pursuit, Victory Ceremony

## Competition Schedule / Programme des compétitions

As of THU 13 APR 2017

Date	Session Time	Duration Time	Event
FRI 14 APR	13:30 / 17:08	44	Men's Sprint, Qualifying
		18	Women's Omnium, Scratch Race 1\4
		38	Men's Sprint, 1/16 Finals
		87	Men's Individual Pursuit, Qualifying
		19	Men's Sprint, 1/8 Finals
		12	Women's Omnium, Tempo Race 2\4
	19:03 / 22:10	52	Men's Points Race, Final
		8	Women's Sprint, Semifinals - Race 1
		18	Women's Omnium, Elimination Race 3\4
		8	Women's Sprint, Semifinals - Race 2
		8	Men's Points Race, Victory Ceremony
		4	Women's Sprint, Semifinals - Race 2
		15	Men's Individual Pursuit, Finals
		8	Women's Sprint, Finals - Race 1
		30	Women's Omnium, Points Race 4\4
		8	Women's Sprint, Finals - Race 2
		8	Men's Individual Pursuit, Victory Ceremony
		4	Women's Sprint, Finals - Decider
		8	Women's Omnium, Victory Ceremony
		8	Women's Sprint, Victory Ceremony

Warm Up Sessions: 11:30 - 13:20 / End of Previous Session - 18:50

## Competition Schedule / Programme des compétitions


As of FRI 14 APR 2017

Date	Session Time	Duration Time	Event
SAT 15 APR	12:30 / 15:18	25	Women's 500m Time Trial, Qualifying
		16	Men's Sprint, Quarterfinals - Race 1
		23	Men's Omnium, Scratch Race 1¼
		16	Men's Sprint, Quarterfinals - Race 2
		69	Women's Individual Pursuit, Qualifying
		4	Men's Sprint, Quarterfinals - Decider
		15	Men's Omnium, Tempo Race 2¼
	19:03 / 22:32	22	Women's 500m Time Trial, Final
		18	Men's Omnium, Elimination Race 3¼
		8	Women's 500m Time Trial, Victory Ceremony
		8	Men's Sprint, Semifinals - Race 1
		37	Women's Madison, Final
		8	Men's Sprint, Semifinals - Race 2
		8	Women's Madison, Victory Ceremony
		5	Entertainment
		4	Men's Sprint, Semifinals - Decider
		15	Women's Individual Pursuit, Finals
		8	Men's Sprint, Finals - Race 1
		8	Women's Individual Pursuit, Victory Ceremony
		32	Men's Omnium, Points Race 4¼
		8	Men's Sprint, Finals - Race 2
		8	Men's Omnium, Victory Ceremony
		4	Men's Sprint, Finals - Decider
		8	Men's Sprint, Victory Ceremony

Warm Up Sessions: 10:30 - 12:20 / End of Previous Session - 18:50

[www.tissotwatches.com](http://www.tissotwatches.com)

[www.uci.ch](http://www.uci.ch)

Timing and Results provided by  **TISSOT**

Report Created FRI 14 APR 2017 18:44

Page 1/1

## Competition Schedule / Programme des compétitions

As of SUN 16 APR 2017

Date	Session Time	Duration Time	Event
SUN 16 APR	10:00 / 11:11	18	Women's Keirin, First Round
		35	Men's 1Km Time Trial, Qyalifying
		18	Women's Keirin, First Round Repechages
	13:45 / 17:00	18	Ceremony
		9	Women's Keirin, Second Round
		37	Women's Points Race, Final
		24	Men's 1Km Time Trial, Final
		8	Women's Points Race, Victory Ceremony
		8	Men's 1Km Time Trial, Victory Ceremony
		5	* Entertainment
		10	Women's Keirin, Finals
		60	Men's Madison, Final
		8	Women's Keirin, Victory Ceremony
	8	Men's Madison, Victory Ceremony	

**Warm Up Sessions: 08:00 - 09:50 / End of Previous Session - 13:30**

\* = Cancelled if late.

## Medallists by Event / Médaillé(e)s par épreuve

As of SUN 16 APR 2017 at 16:58

Event	Date	Medal	Name	Country Code
Men's Madison	16 APR 2017	GOLD	KNEISKY Morgan THOMAS Benjamin	FRA
		SILVER	MEYER Cameron SCOTSON Callum	AUS
		BRONZE	DE KETELE Kenny DE PAUW Moreno	BEL
Women's Keirin	16 APR 2017	GOLD	VOGEL Kristina	GER
		SILVER	BAYONA PINEDA Martha	COL
		BRONZE	DEGRENDELE Nicky	BEL
Men's 1Km Time Trial	16 APR 2017	GOLD	PERVIS Francois	FRA
		SILVER	BABEK Tomas	CZE
		SILVER	LAFARGUE Quentin	FRA
Women's Points Race	16 APR 2017	GOLD	BARKER Elinor	GBR
		SILVER	HAMMER Sarah	USA
		BRONZE	WILD Kirsten	NED
Men's Omnium	15 APR 2017	GOLD	THOMAS Benjamin	FRA
		SILVER	GATE Aaron	NZL
		BRONZE	TORRES BARCELO Albert	ESP
Men's Sprint	15 APR 2017	GOLD	DMITRIEV Denis	RUS
		SILVER	LAVREYSEN Harrie	NED
		BRONZE	MITCHELL Ethan	NZL
Women's Individual Pursuit	15 APR 2017	GOLD	DYGERT Chloe	USA
		SILVER	ANKUDINOFF Ashlee	AUS
		BRONZE	CATLIN Kelly	USA
Women's Madison	15 APR 2017	GOLD	D'HOORE Jolien KOPECKY Lotte	BEL
		SILVER	BARKER Elinor NELSON Emily	GBR
		BRONZE	CURE Amy MANLY Alexandra	AUS
Women's 500m Time Trial	15 APR 2017	GOLD	SHMELEVA Daria	RUS
		SILVER	WELTE Miriam	GER
		BRONZE	VOINOVA Anastasiia	RUS
Women's Omnium	14 APR 2017	GOLD	ARCHIBALD Katie	GBR
		SILVER	WILD Kirsten	NED
		BRONZE	CURE Amy	AUS
Women's Sprint	14 APR 2017	GOLD	VOGEL Kristina	GER
		SILVER	MORTON Stephanie	AUS
		BRONZE	LEE Wai Sze	HKG
Men's Individual Pursuit	14 APR 2017	GOLD	KERBY Jordan	AUS
		SILVER	GANNA Filippo	ITA
		BRONZE	O'BRIEN Kelland	AUS
Men's Points Race	14 APR 2017	GOLD	MEYER Cameron	AUS
		SILVER	DE KETELE Kenny	BEL
		BRONZE	PSZCZOLARSKI Wojciech	POL

**Medallists by Event / Médaillé(e)s par épreuve**

As of SUN 16 APR 2017 at 16:58

Event	Date	Medal	Name	Country Code
Women's Team Pursuit	13 APR 2017	GOLD	CATLIN Kelly DYGERT Chloe GEIST Kimberly VALENTE Jennifer	USA
		SILVER	ANKUDINOFF Ashlee CURE Amy MANLY Alexandra WIASAK Rebecca	AUS
		BRONZE	BUCHANAN Rushlee JAMES Kirstie NIELSEN Jaime SHEATH Racquel  DRUMMOND Michaela	NZL
Men's Keirin	13 APR 2017	GOLD	AWANG Mohd Azizulhasni	MAS
		SILVER	PUERTA ZAPATA Fabian Hernando	COL
		BRONZE	BABEK Tomas	CZE
Men's Scratch Race	13 APR 2017	GOLD	TEKLINSKI Adrian	POL
		SILVER	LISS Lucas	GER
		BRONZE	LATHAM Christopher	GBR
Men's Team Pursuit	13 APR 2017	GOLD	MEYER Cameron PORTER Alexander WELSFORD Sam YALLOURIS Nicholas  O'BRIEN Kelland WIGHT Rohan	AUS
		SILVER	BULLING Pieter GOUGH Regan KENNETT Dylan KERGOZOU Nicholas	NZL
		BRONZE	BERTAZZO Liam CONSONNI Simone GANNA Filippo LAMON Francesco  SCARTEZZINI Michele	ITA
Men's Team Sprint	12 APR 2017	GOLD	DAWKINS Edward MITCHELL Ethan WEBSTER Sam	NZL
		SILVER	BUCHLI Matthijs HOOGLAND Jeffrey LAVREYSEN Harrie  BOS Theo VAN 'T HOENDERDAAL Nils	NED
		BRONZE	EDELIN Benjamin LAFARGUE Quentin VIGIER Sebastien  PERVIS Francois	FRA



**Medallists by Event / Médaillé(e)s par épreuve**

As of SUN 16 APR 2017 at 16:58

Event	Date	Medal	Name	Country Code
Women's Team Sprint	12 APR 2017	GOLD	SHMELEVA Daria VOINOVA Anastasiia	RUS
		SILVER	MCCULLOCH Kaarle MORTON Stephanie	AUS
		BRONZE	VOGEL Kristina WELTE Miriam	GER
Women's Scratch Race	12 APR 2017	GOLD	BARBIERI Rachele	ITA
		SILVER	BARKER Elinor	GBR
		BRONZE	D'HOORE Jolien	BEL

**Note:**  
All riders who competed for a team in any phase are listed on this output

## Medal Standings / Classement des médailles

As of SUN 16 APR 2017 at 16:59

Rank	Country	Men				Women				Total				Rank by Total
		G	S	B	Tot.	G	S	B	Tot.	G	S	B	Tot.	
1	AUS - Australia	3	1	1	5		4	2	6	3	5	3	11	1
2	FRA - France	3	1	1	5					3	1	1	5	=2
3	RUS - Russia	1			1	2		1	3	3		1	4	=7
4	GBR - Great Britain			1	1	2	2		4	2	2	1	5	=2
4	GER - Germany		1		1	2	1	1	4	2	2	1	5	=2
6	USA - United States					2	1	1	4	2	1	1	4	=7
7	NZL - New Zealand	1	2	1	4			1	1	1	2	2	5	=2
8	BEL - Belgium		1	1	2	1		2	3	1	1	3	5	=2
9	ITA - Italy		1	1	2	1			1	1	1	1	3	10
10	POL - Poland	1		1	2					1		1	2	=11
11	MAS - Malaysia	1			1					1			1	=14
12	NED - Netherlands		2		2		1	1	2		3	1	4	=7
13	COL - Colombia		1		1		1		1		2		2	=11
14	CZE - Czech Republic		1	1	2						1	1	2	=11
15	ESP - Spain			1	1							1	1	=14
15	HKG - Hong Kong							1	1			1	1	=14
<b>Total</b>		<b>10</b>	<b>11</b>	<b>9</b>	<b>30</b>	<b>10</b>	<b>10</b>	<b>10</b>	<b>30</b>	<b>20</b>	<b>21</b>	<b>19</b>	<b>60</b>	

### Legend:

= Equal sign indicates that two or more NOCs share the same rank by total      **B** Bronze      **G** Gold      **S** Silver      **Tot** Total

## DECISIONS

### Men Elite Team Pursuit - Qualifying

Team Canada disqualified for making a relay when displayed red flag (Art. 3.2.097)  
Équipe Canada a disqualifié pour faire un relais après le affichage du drapeau rouge (Art 3.2.097)

### Warm Up

Team Spain is fined CHF 200,- for not respecting the instructions of the commissaires (Two up starts in warm up).  
Équipe Espagne a reçu une amende de CHF 200,- pour non-respect des instructions des commissaires.  
(Départ cote à cote pendant le réchauffement)

### After Race

WEBSTER, Sam, no. 303, NZL  
Failure to respect the instructions of the commissaires. CHF 100,- (Road bike on the track)  
Pour non-respect des instructions des commissaires. CHF 100,- (Vélo de route sur la piste)

## THE COMMISSAIRES'S PANEL / LE COLLÈGE DES COMMISSAIRES

**DECISIONS – 13.04.2017**

**Men Keirin – First Round, Heat 3**

AWANG Mohd Azizulhasni, no. 272, MAS

Warning for moving down towards the inside of the track when a rival was already there.

Avertissement pour s'être rabattu vers l'intérieur que son concurrent s'y trouvait déjà.

**Women Sprint – 1/16 Final, Heat 7**

YAKOVLEV Vasylii, Team Manager Ukraine is fined CHF 200,- for delay of the start.

YAKOVLEV Vasylii, Director Sportif Ukraine est donné un ammand CHF 200,- pour avoir retardé le depart.

**Men Keirin – Second Round, Heat 1**

PERVIS Francois, no. 188, FRA

Relegated for irregular movement to prevent his opponent from passing.

Déclassement pour manoeuvre illicite, faite pour empêcher son adversaire de passer.

**Men Keirin – Second Round, Heat 1**

BABEK Tomas, no. 166, CZE is fines CHF 100,- for bringing water on the safety zone

BABEK Tomas, no. 166, CZE est donné un ammand CHF 100,- pour avoir pris de l'eau dans la zone de sécurité

**Men Keirin – Second Round, Heat 2**

EILERS Joachim, no. 212, GER

Relegated for moving outward with the intention of forcing the opponent to go up.

Déclassement pour avoir dévié de sa trajectoire et conduit son adversaire vers l'extérieur de la piste.

THE COMMISSAIRES'S PANEL / LE COLLÈGE DES COMMISSAIRES

## DECISIONS – 14.04.2017

### Women Omnium – Scratch Race

LUO Xiaoling, no. 8, CHN

Relegation for not returning to the bunch in the same location after her crash and not being in the bunch in the final kilometer

Déclassement pour ne pas avoir repris la même place dans le peloton après sa chute et ne pas avoir été dans le peloton dans le dernier kilomètre

### Behavior on the infield

FRAHM Jasper, no. 215, GER is fined CHF 200,- for incorrect behavior (changing in public)

FRAHM Jasper, no. 215, GER regiot une amende CHF 200,-

### Women Sprint – Semi Final, Heat 2

VOGEL Kristina, no. 225, GER

Warning for not having held her line during the last 200 meters of the race

Avertissement pour ne pas avoir tenu sa ligne dans les 200 derniers mètres de l'épreuve

### Women Omnium – Points Race, Sprint 7

CURE Amy, no. 2, AUS

Relegation for irregular movement to prevent her opponent from passing

Déclassement pour manœuvre illicite, faite pour empêcher son adversaire de passer

THE COMMISSAIRES'S PANEL / LE COLLÈGE DES COMMISSAIRES

**DECISIONS – 15.04.2017**

**Men Pursuit – Finals (14.04.2017)**

FULCHER Rik, Team Manager, AUS  
 Failure to respect the instructions of the commissaires. CHF 100,- (Road bike on the track)  
 Pour non-respect des instructions des commissaires. CHF 100,- (Vélo de route sur la piste)

**Women Individual Pursuit - Qualifying**

TOLOMANOW Andrzej, Team Manager, POL  
 Failure to respect the instructions of the commissaires. CHF 200,- (Standing on the barrier ledge)  
 Pour non-respect des instructions des commissaires. CHF 200,- (Debut sur le bord de la barrière)

**Men Sprint – Quarterfinals, Decider – Heat 2**

NIEDERLAG Max, no. 217, GER  
 Relegation for irregular movement to prevent her opponent from passing  
 Déclassement pour manœuvre illicite, faite pour empêcher son adversaire de passer

**Men Sprint – Quarterfinals, Decider – Heat 4**

GLAETZER Matthew, no. 101, AUS  
 Relegation for irregular movement to prevent her opponent from passing  
 Déclassement pour manœuvre illicite, faite pour empêcher son adversaire de passer

**Women Madison – Sprint 10**

KOPECKY Lotte/D'HOORE Jolien, no. 11, BEL  
 Relegation for moving down towards the inside of the track and forcing other competitor off the track  
 Déclassement pour s'être rabattu à la corde obligeant ainsi son adversaire à sortir de la piste

**Women 500 m TT**

SHMELEVA Daria, no. 340 & VOINOVA Anastasiia, no. 341, RUS  
 Failure to respect the instructions of the commissaires. CHF 200,- (For being late to the awards ceremony)  
 Pour non-respect des instructions des commissaires. CHF 200,-. (Pour être en retard pour la cérémonie protocolaire)

## Women Madison

KADLEC Milan, Team Manager, CZE

Failure to respect the instructions of the commissaires. CHF 200,- For delaying the start (no transponder)

Pour non-respect des instructions des commissaires. CHF 200,- Pour ne pas être prêt au départ (pas du transpondeur)

## Men Omnium – Points Race, Sprint 4

TORRES BARCELO Alberto, no. 11, ESP

Relegation for deliberately riding on the blue band during the race

Déclassement pour passage volontaire sur la zone bleu au cours de l'épreuve

## Men Omnium – Points Race

GATE Aaron, no. 33, NZL & WELSFORD Sam, no. 1, AUS

Warning for collusion

Avertissement pour entente

THE COMMISSAIRES'S PANEL / LE COLLÈGE DES COMMISSAIRES

**DECISIONS – 16.04.2017**

**Women Keirin – 2<sup>nd</sup> Round, Heat 1**

BAYONA PINEDA Martha, no 164, COL & VOGEL Kristina, no. 225, GER  
Warning for not holding her line during the final sprint  
Avertissement pour avoir quitté sa ligne pendant le sprint final

THE COMMISSAIRES'S PANEL / LE COLLÈGE DES COMMISSAIRES



## Men's Team Sprint / Vitesse par équipes hommes

### Results and Final Classification / Résultats et classement final

Wed 12 Apr 2017 - Race distance: 3 laps

<b>World Record</b>	41.871 GER - Germany	Aguascalientes (MEX)	5 DEC 2013
---------------------	----------------------	----------------------	------------

Rank	Country / Name	Lap 1	Lap 2 Lap 1-2	Time Lap 2-3	Average Speed km/h
------	----------------	-------	------------------	-----------------	--------------------------

#### Final for Gold

GOLD	1	<b>NZL - New Zealand</b>	17.222	30.592	<b>44.049</b>	61.295
		301 MITCHELL Ethan		13.370	13.457	
		303 WEBSTER Sam				
		298 DAWKINS Edward				
SILVER	2	<b>NED - Netherlands</b>	17.352	31.040	<b>44.382</b>	60.835
		288 HOOGLAND Jeffrey		13.688	13.342	
		289 LAVREYSEN Harrie				
		286 BUCHLI Matthijs				

#### Final for Bronze

BRONZE	3	<b>FRA - France</b>	17.712	30.405	<b>43.536</b>	62.017
		184 EDELIN Benjamin		12.693	13.131	
		190 VIGIER Sebastien				
		186 LAFARGUE Quentin				
	4	<b>POL - Poland</b>	17.499	30.393	<b>43.698</b>	61.787
		310 BIELECKI Maciej		12.894	13.305	
		315 SARNECKI Rafal				
		314 RUDYK Mateusz				

#### Eliminated after First round

5	<b>GBR - Great Britain</b>
	197 CARLIN Jack
	200 OWENS Ryan
	203 TRUMAN Joseph
6	<b>AUS - Australia</b>
	100 CONSTABLE Patrick
	101 GLAETZER Matthew
	102 HART Nathan
7	<b>JPN - Japan</b>
	258 NAGASAKO Yoshitaku
	259 NITTA Yudai
	261 WATANABE Kazunari
8	<b>CHN - China</b>
	148 LI Jianxin
	149 LUO Yongjia
	151 XU Chao

#### Did not qualify for First round

9	<b>CZE - Czech Republic</b>
	166 BABEK Tomas
	168 KELEMEN Pavel
	169 SOJKA David
10	<b>ESP - Spain</b>
	175 MARTINEZ CHORRO Alejandro
	177 MORENO SANCHEZ Jose
	178 PERALTA GASCON Juan

## Men's Team Sprint / Vitesse par équipes hommes

### Results and Final Classification / Résultats et classement final

Wed 12 Apr 2017 - Race distance: 3 laps

Rank	Country / Name	Lap 1	Lap 2 Lap 1-2	Time Lap 2-3	Average Speed km/h
11	<b>COL - Colombia</b> 160 MURILLO MINOTA Ruben Dario 162 PUERTA ZAPATA Fabian Hernando 163 RAMIREZ MORALES Santiago				
12	<b>GER - Germany</b> 213 ENGLER Eric 214 FORSTEMANN Robert 217 NIEDERLAG Max				
13	<b>RUS - Russia</b> 327 SAMUSENKO Kirill 330 TKACHEV Aleksei 332 YAKUSHEVSKIY Pavel				
14	<b>BLR - Belarus</b> 128 NOVIK Uladzislau 130 VEREMCHUK Yauhen 131 ZAITSAU Artsiom				
15	<b>CAN - Canada</b> 134 BARRETTE Hugo 137 RITTER Stefan 139 ST LOUIS PIVIN Patrice				
16	<b>MEX - Mexico</b> 274 GUTIERREZ LOPEZ Saul Antonio 275 RESENDEZ LANDA Manuel Alejandro 278 VERDUGO OSUNA Edgar Ismael				

Communiqué approved by the Secretary of the Commissaires Panel:

**Note:**  
Riders are presented in their starting order

12-16 April 2017

**Men's Team Sprint / Vitesse par équipes hommes**
**Finals / Finales**
**Race Analysis / Analyse de la course**

Wed 12 Apr 2017

**BRONZE**

FRA - France				POL - Poland			
Distance	Time	Rank	Lap Time	Distance	Time	Rank	Lap Time
125m	10.868	2		125m	10.677	1	
250m	17.712	2	17.712	250m	17.499	1	17.499
375m	24.075	2		375m	23.913	1	
500m	30.405	2	12.693	500m	30.393	1	12.894
625m	36.909	1		625m	36.956	2	
750m	43.536	1	13.131	750m	43.698	2	13.305

**GOLD**

NZL - New Zealand				NED - Netherlands			
Distance	Time	Rank	Lap Time	Distance	Time	Rank	Lap Time
125m	10.540	1		125m	10.614	2	
250m	17.222	1	17.222	250m	17.352	2	17.352
375m	23.963	1		375m	24.492	2	
500m	30.592	1	13.370	500m	31.040	2	13.688
625m	37.188	1		625m	37.631	2	
750m	44.049	1	13.457	750m	44.382	2	13.342

## Men's Team Sprint / Vitesse par équipes hommes

### Finals / Finales

#### Start List / Liste de départ

Wed 12 Apr 2017 - Race distance: 3 laps

<b>World Record</b>	41.871 GER - Germany	Aguascalientes (MEX)	5 DEC 2013
---------------------	----------------------	----------------------	------------

Heat	Race Number	Country / Name	Time
FOR BRONZE	184	<b>FRA - France</b> EDELIN Benjamin	
	190	VIGIER Sebastien	
	186	LAFARGUE Quentin	
		<b>POL - Poland</b>	
	310	BIELECKI Maciej	
	315	SARNECKI Rafal	
	314	RUDYK Mateusz	
FOR GOLD	301	<b>NZL - New Zealand</b> MITCHELL Ethan	
	303	WEBSTER Sam	
	298	DAWKINS Edward	
		<b>NED - Netherlands</b>	
	288	HOOGLAND Jeffrey	
	289	LAVREYSEN Harrie	
	286	BUCHLI Matthijs	

Communiqué approved by the Secretary of the Commissaires Panel:

**Note:**  
The composition of the teams may be subject to change up to 30 minutes before the start of the race. Sorted in the order given by the team.

## Men's Team Sprint / Vitesse par équipes hommes

### First Round / Premier tour

### Results / Résultats

Wed 12 Apr 2017 - Race distance: 3 laps

<b>World Record</b>	41.871 GER - Germany	Aguascalientes (MEX)	5 DEC 2013
---------------------	----------------------	----------------------	------------

Heat	Rank	Country / Name	Lap 1	Lap 2 Lap 1-2	Time Lap 2-3	Average Speed km/h	
1	1	<b>POL - Poland</b> 310 BIELECKI Maciej 314 RUDYK Mateusz 313 MAKSEL Krzysztof	17.575	30.350 12.775	<b>43.834</b> 13.484	61.596	QB
	2	<b>CHN - China</b> 148 LI Jianxin 149 LUO Yongjia 151 XU Chao	17.494	31.313 13.819	<b>44.654</b> 13.341	60.464	
2	1	<b>NED - Netherlands</b> 293 VAN 'T HOENDERDAAL Nils 289 LAVREYSEN Harrie 286 BUCHLI Matthijs	17.487	30.154 12.667	<b>43.481</b> 13.327	62.096	QG
	2	<b>GBR - Great Britain</b> 197 CARLIN Jack 200 OWENS Ryan 203 TRUMAN Joseph	17.349	30.092 12.743	<b>43.666</b> 13.574	61.833	
3	1	<b>FRA - France</b> 184 EDELIN Benjamin 190 VIGIER Sebastien 188 PERVIS Francois	17.817	30.473 12.656	<b>43.645</b> 13.172	61.862	QB
	2	<b>AUS - Australia</b> 102 HART Nathan 101 GLAETZER Matthew 100 CONSTABLE Patrick	17.543	30.462 12.919	<b>43.736</b> 13.274	61.734	
4	1	<b>NZL - New Zealand</b> 301 MITCHELL Ethan 303 WEBSTER Sam 298 DAWKINS Edward	17.154	30.017 12.863	<b>43.183</b> 13.166	62.524	QG
	2	<b>JPN - Japan</b> 258 NAGASAKO Yoshitaku 259 NITTA Yudai 261 WATANABE Kazunari	17.733	30.742 13.009	<b>44.158</b> 13.416	61.144	

#### Qualification rule:

The fastest two winning teams race for the gold and silver medals, and the other two winning teams race for the bronze medal. Losers are classified from 5th to 8th place by their times in the First round.

**Men's Team Sprint / Vitesse par équipes hommes****First Round / Premier tour****Results / Résultats**

Wed 12 Apr 2017 - Race distance: 3 laps

Heat	Rank	Country / Name	Lap 1	Lap 2 Lap 1-2	Time Lap 2-3	Average Speed km/h
------	------	-------------------	-------	------------------	-----------------	--------------------------

Communiqué approved by the Secretary of the Commissaires Panel:

**Note:**

Riders are presented in their starting order

**Legend:****QB** Qualified for Bronze      **QG** Qualified for Gold

12-16 April 2017

**Men's Team Sprint / Vitesse par équipes hommes**
**First Round / Premier tour**
**Race Analysis / Analyse de la course**

Wed 12 Apr 2017

**Heat 1**

POL - Poland				CHN - China			
Distance	Time	Rank	Lap Time	Distance	Time	Rank	Lap Time
125m	10.727	2		125m	10.719	1	
250m	17.575	2	17.575	250m	17.494	1	17.494
375m	23.898	1		375m	24.421	2	
500m	30.350	1	12.775	500m	31.313	2	13.819
625m	36.997	1		625m	37.968	2	
750m	43.834	1	13.484	750m	44.654	2	13.341

**Heat 2**

GBR - Great Britain				NED - Netherlands			
Distance	Time	Rank	Lap Time	Distance	Time	Rank	Lap Time
125m	10.680	1		125m	10.704	2	
250m	17.349	1	17.349	250m	17.487	2	17.487
375m	23.675	1		375m	23.799	2	
500m	30.092	1	12.743	500m	30.154	2	12.667
625m	36.706	2		625m	36.676	1	
750m	43.666	2	13.574	750m	43.481	1	13.327

**Heat 3**

FRA - France				AUS - Australia			
Distance	Time	Rank	Lap Time	Distance	Time	Rank	Lap Time
125m	10.935	2		125m	10.644	1	
250m	17.817	2	17.817	250m	17.543	1	17.543
375m	24.124	2		375m	23.923	1	
500m	30.473	2	12.656	500m	30.462	1	12.919
625m	36.950	1		625m	36.988	2	
750m	43.645	1	13.172	750m	43.736	2	13.274

**Heat 4**

NZL - New Zealand				JPN - Japan			
Distance	Time	Rank	Lap Time	Distance	Time	Rank	Lap Time
125m	10.508	1		125m	10.815	2	
250m	17.154	1	17.154	250m	17.733	2	17.733
375m	23.587	1		375m	24.225	2	
500m	30.017	1	12.863	500m	30.742	2	13.009
625m	36.469	1		625m	37.344	2	
750m	43.183	1	13.166	750m	44.158	2	13.416

## Men's Team Sprint / Vitesse par équipes hommes

### First Round / Premier tour

### Start List / Liste de départ

Wed 12 Apr 2017 - Race distance: 3 laps

<b>World Record</b>	41.871 GER - Germany	Aguascalientes (MEX)	5 DEC 2013
---------------------	----------------------	----------------------	------------

Heat	Race Number	Country / Name	Time
1		<b>POL - Poland</b>	
	310	BIELECKI Maciej	
	314	RUDYK Mateusz	
	313	MAKSEL Krzysztof	
		<b>CHN - China</b>	
	148	LI Jianxin	
	149	LUO Yongjia	
	151	XU Chao	
	2		<b>GBR - Great Britain</b>
197		CARLIN Jack	
200		OWENS Ryan	
203		TRUMAN Joseph	
		<b>NED - Netherlands</b>	
293		VAN 'T HOENDERDAAL Nils	
289		LAVREYSEN Harrie	
286		BUCHLI Matthijs	
3			<b>FRA - France</b>
	184	EDELIN Benjamin	
	190	VIGIER Sebastien	
	188	PERVIS Francois	
		<b>AUS - Australia</b>	
	102	HART Nathan	
	101	GLAETZER Matthew	
	100	CONSTABLE Patrick	
	4		<b>NZL - New Zealand</b>
301		MITCHELL Ethan	
303		WEBSTER Sam	
298		DAWKINS Edward	
		<b>JPN - Japan</b>	
258		NAGASAKO Yoshitaku	
259		NITTA Yudai	
261		WATANABE Kazunari	

#### Qualification rule:

The fastest two winning teams race for the gold and silver medals, and the other two winning teams race for the bronze medal. Losers are classified from 5th to 8th place by their times in the First round.

Communiqué approved by the Secretary of the Commissaires Panel:

#### Note:

The composition of the teams may be subject to change up to 30 minutes before the start of the race. Sorted in the order given by the team.



## Men's Team Sprint / Vitesse par équipes hommes

### Qualifying / Qualifications

### Results / Résultats

Wed 12 Apr 2017 - Race distance: 3 laps

<b>World Record</b>	41.871 GER - Germany	Aguascalientes (MEX)	5 DEC 2013
---------------------	----------------------	----------------------	------------

Rank	Country / Name	Lap 1	Lap 2 Lap 1-2	Time Lap 2-3	Average Speed km/h
1	<b>NZL - New Zealand</b> 298 DAWKINS Edward 301 MITCHELL Ethan 303 WEBSTER Sam	17.165 (1)	30.003 (2) 12.838 (5)	<b>43.267</b> 13.264 (3)	62.403
2	<b>FRA - France</b> 184 EDELIN Benjamin 186 LAFARGUE Quentin 190 VIGIER Sebastien	17.637 (8)	30.316 (4) 12.679 (3)	<b>43.390</b> 13.074 (1)	62.226
3	<b>GBR - Great Britain</b> 197 CARLIN Jack 200 OWENS Ryan 203 TRUMAN Joseph	17.301 (2)	29.875 (1) 12.574 (1)	<b>43.416</b> 13.541 (9)	62.189
4	<b>POL - Poland</b> 310 BIELECKI Maciej 313 MAKSEL Krzysztof 314 RUDYK Mateusz	17.592 (7)	30.252 (3) 12.660 (2)	<b>43.419</b> 13.167 (2)	62.184
5	<b>CHN - China</b> 148 LI Jianxin 149 LUO Yongjia 151 XU Chao	17.443 (4)	30.580 (7) 13.137 (10)	<b>43.878</b> 13.298 (5)	61.534
6	<b>NED - Netherlands</b> 285 BOS Theo 288 HOOGLAND Jeffrey 293 VAN 'T HOENDERDAAL Nils	17.446 (5)	30.379 (5) 12.933 (7)	<b>43.970</b> 13.591 (10)	61.405
7	<b>AUS - Australia</b> 101 GLAETZER Matthew 102 HART Nathan 106 SCHMID Jacob	17.523 (6)	30.399 (6) 12.876 (6)	<b>44.136</b> 13.737 (13)	61.174
8	<b>JPN - Japan</b> 258 NAGASAKO Yoshitaku 259 NITTA Yudai 261 WATANABE Kazunari	17.935 (10)	31.095 (12) 13.160 (11)	<b>44.363</b> 13.268 (4)	60.861
9	<b>CZE - Czech Republic</b> 166 BABEK Tomas 168 KELEMEN Pavel 169 SOJKA David	18.107 (13)	31.077 (11) 12.970 (8)	<b>44.606</b> 13.529 (8)	60.529
10	<b>ESP - Spain</b> 175 MARTINEZ CHORRO Alejandro 177 MORENO SANCHEZ Jose 178 PERALTA GASCON Juan	18.136 (14)	31.171 (13) 13.035 (9)	<b>44.695</b> 13.524 (7)	60.409
11	<b>COL - Colombia</b> 160 MURILLO MINOTA Ruben Dario 162 PUERTA ZAPATA Fabian Hernando 163 RAMIREZ MORALES Santiago	18.015 (11)	31.379 (14) 13.364 (13)	<b>44.702</b> 13.323 (6)	60.399

**Men's Team Sprint / Vitesse par équipes hommes**
**Qualifying / Qualifications**
**Results / Résultats**

Wed 12 Apr 2017 - Race distance: 3 laps

Rank	Country / Name	Lap 1	Lap 2 Lap 1-2	Time Lap 2-3	Average Speed km/h
12	<b>GER - Germany</b> 213 ENGLER Eric 214 FORSTEMANN Robert 217 NIEDERLAG Max	17.802 (9)	31.064 (10) 13.262 (12)	<b>44.708</b> 13.644 (11)	60.391
13	<b>RUS - Russia</b> 327 SAMUSENKO Kirill 330 TKACHEV Aleksei 332 YAKUSHEVSKIY Pavel	17.396 (3)	30.966 (9) 13.570 (16)	<b>44.898</b> 13.932 (15)	60.136
14	<b>BLR - Belarus</b> 128 NOVIK Uladzislau 130 VEREMCHUK Yauhen 131 ZAITSAU Artsiom	18.256 (15)	31.717 (15) 13.461 (14)	<b>45.445</b> 13.728 (12)	59.412
15	<b>CAN - Canada</b> 134 BARRETTE Hugo 137 RITTER Stefan 139 ST LOUIS PIVIN Patrice	18.017 (12)	30.797 (8) 12.780 (4)	<b>45.772</b> 14.975 (16)	58.988
16	<b>MEX - Mexico</b> 274 GUTIERREZ LOPEZ Saul Antonio 275 RESENDEZ LANDA Manuel Alejandro 278 VERDUGO OSUNA Edgar Ismael	18.700 (16)	32.215 (16) 13.515 (15)	<b>46.133</b> 13.918 (14)	58.526

**Qualification rule:**

The fastest eight teams qualify for the First round.

Communiqué approved by the Secretary of the Commissaires Panel:

**Note:**

Riders are presented in their starting order

12-16 April 2017

**Men's Team Sprint / Vitesse par équipes hommes**
**Qualifying / Qualifications**
**Race Analysis / Analyse de la course**

Wed 12 Apr 2017

**Heat 1**

CAN - Canada				MEX - Mexico			
Distance	Time	Rank	Lap Time	Distance	Time	Rank	Lap Time
125m	11.100	11		125m	11.487	16	
250m	18.017	12	18.017	250m	18.700	16	18.700
375m	24.357	9		375m	25.452	16	
500m	30.797	8	12.780	500m	32.215	16	13.515
625m	38.299	14		625m	39.121	16	
750m	45.772	15	14.975	750m	46.133	16	13.918

**Heat 2**

COL - Colombia				NED - Netherlands			
Distance	Time	Rank	Lap Time	Distance	Time	Rank	Lap Time
125m	11.270	14		125m	10.655	4	
250m	18.015	11	18.015	250m	17.446	5	17.446
375m	24.761	14		375m	23.858	3	
500m	31.379	14	13.364	500m	30.379	5	12.933
625m	37.957	13		625m	37.045	6	
750m	44.702	11	13.323	750m	43.970	6	13.591

**Heat 3**

ESP - Spain				JPN - Japan			
Distance	Time	Rank	Lap Time	Distance	Time	Rank	Lap Time
125m	11.184	12		125m	11.015	10	
250m	18.136	14	18.136	250m	17.935	10	17.935
375m	24.607	13		375m	24.540	11	
500m	31.171	13	13.035	500m	31.095	12	13.160
625m	37.798	12		625m	37.615	8	
750m	44.695	10	13.524	750m	44.363	8	13.268

**Heat 4**

CZE - Czech Republic				CHN - China			
Distance	Time	Rank	Lap Time	Distance	Time	Rank	Lap Time
125m	11.275	15		125m	10.719	6	
250m	18.107	13	18.107	250m	17.443	4	17.443
375m	24.550	12		375m	23.928	6	
500m	31.077	11	12.970	500m	30.580	7	13.137
625m	37.733	9		625m	37.129	7	
750m	44.606	9	13.529	750m	43.878	5	13.298

**Heat 5**

				AUS - Australia			
Distance	Time	Rank	Lap Time	Distance	Time	Rank	Lap Time
125m				125m	10.618	3	
250m				250m	17.523	6	17.523
375m				375m	23.892	5	
500m				500m	30.399	6	12.876
625m				625m	37.038	5	
750m				750m	44.136	7	13.737

12-16 April 2017

**Men's Team Sprint / Vitesse par équipes hommes**
**Qualifying / Qualifications**
**Race Analysis / Analyse de la course**

Wed 12 Apr 2017

**Heat 6**

FRA - France				RUS - Russia			
Distance	Time	Rank	Lap Time	Distance	Time	Rank	Lap Time
125m	10.790	8		125m	10.667	5	
250m	17.637	8	17.637	250m	17.396	3	17.396
375m	23.971	7		375m	24.194	8	
500m	30.316	4	12.679	500m	30.966	9	13.570
625m	36.784	4		625m	37.746	11	
750m	43.390	2	13.074	750m	44.898	13	13.932

**Heat 7**

GER - Germany				GBR - Great Britain			
Distance	Time	Rank	Lap Time	Distance	Time	Rank	Lap Time
125m	10.868	9		125m	10.575	2	
250m	17.802	9	17.802	250m	17.301	2	17.301
375m	24.504	10		375m	23.463	1	
500m	31.064	10	13.262	500m	29.875	1	12.574
625m	37.736	10		625m	36.476	1	
750m	44.708	12	13.644	750m	43.416	3	13.541

**Heat 8**

NZL - New Zealand				POL - Poland			
Distance	Time	Rank	Lap Time	Distance	Time	Rank	Lap Time
125m	10.521	1		125m	10.759	7	
250m	17.165	1	17.165	250m	17.592	7	17.592
375m	23.524	2		375m	23.879	4	
500m	30.003	2	12.838	500m	30.252	3	12.660
625m	36.508	2		625m	36.712	3	
750m	43.267	1	13.264	750m	43.419	4	13.167

**Heat 9**

BLR - Belarus							
Distance	Time	Rank	Lap Time	Distance	Time	Rank	Lap Time
125m	11.193	13		125m			
250m	18.256	15	18.256	250m			
375m	24.947	15		375m			
500m	31.717	15	13.461	500m			
625m	38.450	15		625m			
750m	45.445	14	13.728	750m			

## Men's Team Sprint / Vitesse par équipes hommes

### Qualifying / Qualifications

### Start List / Liste de départ

Wed 12 Apr 2017 - Race distance: 3 laps

<b>World Record</b>	41.871 GER - Germany	Aguascalientes (MEX)	5 DEC 2013
---------------------	----------------------	----------------------	------------

Heat	Race Number	Country / Name	Time
1		<b>CAN - Canada</b>	
	137	RITTER Stefan	
	134	BARRETTE Hugo	
	139	ST LOUIS PIVIN Patrice	
		<b>MEX - Mexico</b>	
	275	RESENDEZ LANDA Manuel Alejandro	
	274	GUTIERREZ LOPEZ Saul Antonio	
	278	VERDUGO OSUNA Edgar Ismael	
	2		<b>COL - Colombia</b>
163		RAMIREZ MORALES Santiago	
160		MURILLO MINOTA Ruben Dario	
162		PUERTA ZAPATA Fabian Hernando	
		<b>NED - Netherlands</b>	
285		BOS Theo	
288		HOOGLAND Jeffrey	
293		VAN 'T HOENDERDAAL Nils	
3			<b>ESP - Spain</b>
	175	MARTINEZ CHORRO Alejandro	
	177	MORENO SANCHEZ Jose	
	178	PERALTA GASCON Juan	
		<b>JPN - Japan</b>	
	261	WATANABE Kazunari	
	259	NITTA Yudai	
	258	NAGASAKO Yoshitaku	
	4		<b>CZE - Czech Republic</b>
168		KELEMEN Pavel	
166		BABEK Tomas	
169		SOJKA David	
		<b>CHN - China</b>	
151		XU Chao	
148		LI Jianxin	
149		LUO Yongjia	
5			<b>BLR - Belarus</b>
	128	NOVIK Uladzislau	
	130	VEREMCHUK Yauhen	
	131	ZAITSAU Artsiom	
		<b>AUS - Australia</b>	
	101	GLAETZER Matthew	
	106	SCHMID Jacob	
	102	HART Nathan	

## Men's Team Sprint / Vitesse par équipes hommes

### Qualifying / Qualifications

### Start List / Liste de départ

Wed 12 Apr 2017 - Race distance: 3 laps

Heat	Race Number	Country / Name	Time
6	<b>FRA - France</b>		
	190	VIGIER Sebastien	
	184	EDELIN Benjamin	
	186	LAFARGUE Quentin	
	<b>RUS - Russia</b>		
	332	YAKUSHEVSKIY Pavel	
	327	SAMUSENKO Kirill	
	330	TKACHEV Aleksei	
	7	<b>GER - Germany</b>	
217		NIEDERLAG Max	
213		ENGLER Eric	
214		FORSTEMANN Robert	
<b>GBR - Great Britain</b>			
197		CARLIN Jack	
203		TRUMAN Joseph	
200		OWENS Ryan	
8		<b>NZL - New Zealand</b>	
	301	MITCHELL Ethan	
	298	DAWKINS Edward	
	303	WEBSTER Sam	
	<b>POL - Poland</b>		
	310	BIELECKI Maciej	
	314	RUDYK Mateusz	
	313	MAKSEL Krzysztof	

**Qualification rule:**

The fastest eight teams qualify for the First round.

Communiqué approved by the Secretary of the Commissaires Panel:

**Note:**

The composition of the teams may be subject to change up to 30 minutes before the start of the race. Sorted in the order given by the team.

## Men's Sprint / Vitesse hommes

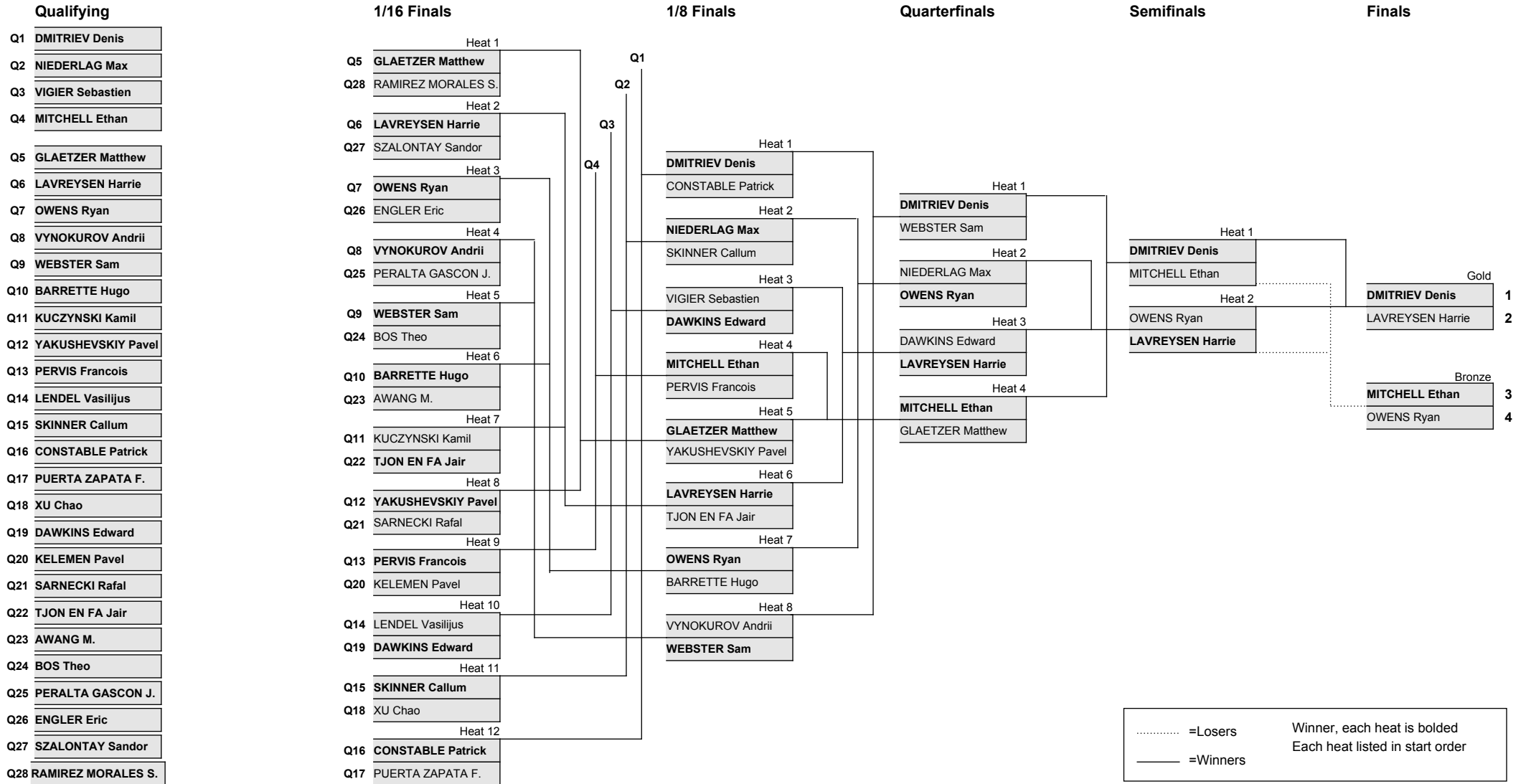
### Results and Final Classification / Résultats et classement final

Sat 15 Apr 2017 - Race distance: 3 laps

Rank	Race Number	Name	Country Code	1st Race	2nd Race	Decider
<b>Final for Gold</b>						
				200m Time:	10.108	10.156
				Average Speed km/h:	71.230	70.894
GOLD	1	321	DMITRIEV Denis	RUS	Winner	Winner
SILVER	2	289	LAVREYSEN Harrie	NED	+0.201	+0.179
<b>Final for Bronze</b>						
				200m Time:	9.949	10.165
				Average Speed km/h:	72.369	70.831
BRONZE	3	301	MITCHELL Ethan	NZL	Winner	Winner
	4	200	OWENS Ryan	GBR	+0.526	+0.255
<b>Did not qualify for semifinals</b>						
	5	217	NIEDERLAG Max	GER		
	6	101	GLAETZER Matthew	AUS		
	7	303	WEBSTER Sam	NZL		
	8	298	DAWKINS Edward	NZL		
<b>Did not qualify for 1/4 finals</b>						
	9	190	VIGIER Sebastien	FRA		
	10	352	VYNOKUROV Andrii	UKR		
	11	134	BARRETTE Hugo	CAN		
	12	332	YAKUSHEVSKIY Pavel	RUS		
	13	188	PERVIS Francois	FRA		
	14	201	SKINNER Callum	GBR		
	15	100	CONSTABLE Patrick	AUS		
	16	347	TJON EN FA Jair	SUR		
<b>Did not qualify for 1/8 finals</b>						
	17	312	KUCZYNSKI Kamil	POL		
	18	269	LENDEL Vasilijus	LTU		
	19	162	PUERTA ZAPATA Fabian Hernando	COL		
	20	151	XU Chao	CHN		
	21	168	KELEMEN Pavel	CZE		
	22	315	SARNECKI Rafal	POL		
	23	272	AWANG Mohd Azizulhasni	MAS		
	24	285	BOS Theo	NED		
	25	178	PERALTA GASCON Juan	ESP		
	26	213	ENGLER Eric	GER		
	27	237	SZALONTAY Sandor	HUN		
	28	163	RAMIREZ MORALES Santiago	COL		
<b>Did not qualify for 1/16 finals</b>						
	29	327	SAMUSENKO Kirill	RUS		
	30	169	SOJKA David	CZE		
	31	257	KAWABATA Tomoyuki	JPN		
	32	161	PENA DAZA Diego Andres	COL		
	33	350	BROWNE Kwesi	TTO		

Communiqué approved by the Secretary of the Commissaires Panel:

**Men's Sprint / Vitesse hommes**  
**Results Bracket / Tableau des matchs avec résultats**



..... =Losers      Winner, each heat is bolded  
 ——— =Winners      Each heat listed in start order

Communiqué approved by the Secretary of the Commissaires Panel:

Report Created SAT 15 APR 2017 22:26

Page 1/1



## Men's Sprint / Vitesse hommes

### Finals / Finales

#### Start List / Liste de départ

Sat 15 Apr 2017 - Race distance: 3 laps

Race Number	Name	Country Code	1st Race	2nd Race	Decider
<b>For Bronze</b>					
		200m Time:			
		Average Speed km/h:			
301	MITCHELL Ethan	NZL			
200	OWENS Ryan	GBR			
<b>For Gold</b>					
		200m Time:			
		Average Speed km/h:			
321	DMITRIEV Denis	RUS			
289	LAVREYSEN Harrie	NED			

Communiqué approved by the Secretary of the Commissaires Panel:

## Men's Sprint / Vitesse hommes

### Semifinals / Demi-finales

#### Results / Résultats

Sat 15 Apr 2017 - Race distance: 3 laps

Rank	Race Number	Name	Country Code	1st Race	2nd Race	Decider
<b>Heat 1</b>						
				200m Time: 10.077	10.156	
				Average Speed km/h: 71.449	70.894	
1	321	<b>DMITRIEV Denis</b>	<b>RUS</b>	<b>Winner</b>	<b>Winner</b>	
2	301	MITCHELL Ethan	NZL	+0.197	+0.154	
<b>Heat 2</b>						
				200m Time: 10.193	10.226	
				Average Speed km/h: 70.636	70.408	
1	289	<b>LAVREYSEN Harrie</b>	<b>NED</b>	<b>Winner</b>	<b>Winner</b>	
2	200	OWENS Ryan	GBR	+0.066	+0.080	

#### Qualification rule:

The winners race for the gold and silver medals. The losers race for the bronze medal.

Communiqué approved by the Secretary of the Commissaires Panel:

## Men's Sprint / Vitesse hommes

### Semifinals / Demi-finales

### Start List / Liste de départ

Sat 15 Apr 2017 - Race distance: 3 laps

Race Number	Name	Country Code	1st Race	2nd Race	Decider
<b>Heat 1</b>					
		200m Time:			
		Average Speed km/h:			
321	DMITRIEV Denis	RUS			
301	MITCHELL Ethan	NZL			
<b>Heat 2</b>					
		200m Time:			
		Average Speed km/h:			
200	OWENS Ryan	GBR			
289	LAVREYSEN Harrie	NED			

#### Qualification rule:

The winners race for the gold and silver medals. The losers race for the bronze medal.

Communiqué approved by the Secretary of the Commissaires Panel:

**Men's Sprint / Vitesse hommes**
**Quarterfinals / Quart de finales**
**Results / Résultats**

Sat 15 Apr 2017 - Race distance: 3 laps

Rank	Race Number	Name	Country Code	1st Race	2nd Race	Decider
<b>Heat 1</b>						
				200m Time:	10.350	10.148
				Average Speed km/h:	69.565	70.949
1	321	<b>DMITRIEV Denis</b>	<b>RUS</b>	<b>Winner</b>	<b>Winner</b>	
2	303	WEBSTER Sam	NZL	+0.776	+0.061	
<b>Heat 2</b>						
				200m Time:	10.292	10.169
				Average Speed km/h:	69.957	70.803
1	200	<b>OWENS Ryan</b>	<b>GBR</b>	<b>Winner</b>	<b>+0.014</b>	<b>Winner</b>
2	217	NIEDERLAG Max	GER	+0.096	Winner	REL
<b>Heat 3</b>						
				200m Time:	10.225	10.274
				Average Speed km/h:	70.415	70.079
1	289	<b>LAVREYSEN Harrie</b>	<b>NED</b>	<b>Winner</b>	<b>Winner</b>	
2	298	DAWKINS Edward	NZL	+0.677	+0.004	
<b>Heat 4</b>						
				200m Time:	10.329	10.053
				Average Speed km/h:	69.706	71.620
1	301	<b>MITCHELL Ethan</b>	<b>NZL</b>	<b>+0.049</b>	<b>Winner</b>	<b>Winner</b>
2	101	GLAETZER Matthew	AUS	Winner	+0.062	REL

**Qualification rule:**

The winner of each heat qualifies to the Semifinals.

**No. 101 GLAETZER Matthew (AUS)**

 Relegation for irregular movement to prevent his opponent from passing  
 Déclassement pour manoeuvre illicite, faite pour empêcher son adversaire de passer

**No. 217 NIEDERLAG Max (GER)**

 Relegation for irregular movement to prevent his opponent from passing  
 Déclassement pour manoeuvre illicite, faite pour empêcher son adversaire de passer

Communiqué approved by the Secretary of the Commissaires Panel:

**Legend:**  
 REL Relegated

**Men's Sprint / Vitesse hommes**

**Quarterfinals / Quart de finales**

**Start List / Liste de départ**

Sat 15 Apr 2017 - Race distance: 3 laps

Race Number	Name	Country Code	1st Race	2nd Race	Decider
<b>Heat 1</b>					
		200m Time:			
		Average Speed km/h:			
321	DMITRIEV Denis	RUS			
303	WEBSTER Sam	NZL			
<b>Heat 2</b>					
		200m Time:			
		Average Speed km/h:			
217	NIEDERLAG Max	GER			
200	OWENS Ryan	GBR			
<b>Heat 3</b>					
		200m Time:			
		Average Speed km/h:			
298	DAWKINS Edward	NZL			
289	LAVREYSEN Harrie	NED			
<b>Heat 4</b>					
		200m Time:			
		Average Speed km/h:			
301	MITCHELL Ethan	NZL			
101	GLAETZER Matthew	AUS			

**Qualification rule:**

The winner of each heat qualifies to the Semifinals.

Communiqué approved by the Secretary of the Commissaires Panel:

## Men's Sprint / Vitesse hommes

### 1/8 Finals / 1/8 de finales

### Results / Résultats

Fri 14 Apr 2017 - Race distance: 3 laps

Rank	Race Number	Name	Country Code	
<b>Heat 1</b>				200m Time: 10.400 Average Speed km/h: 69.230
1	321	DMITRIEV Denis	RUS	<b>Winner</b>
2	100	CONSTABLE Patrick	AUS	+0.632
<b>Heat 2</b>				200m Time: 10.446 Average Speed km/h: 68.925
1	217	NIEDERLAG Max	GER	<b>Winner</b>
2	201	SKINNER Callum	GBR	+0.070
<b>Heat 3</b>				200m Time: 10.436 Average Speed km/h: 68.991
1	298	DAWKINS Edward	NZL	<b>Winner</b>
2	190	VIGIER Sebastien	FRA	+0.011
<b>Heat 4</b>				200m Time: 10.068 Average Speed km/h: 71.513
1	301	MITCHELL Ethan	NZL	<b>Winner</b>
2	188	PERVIS Francois	FRA	+1.890
<b>Heat 5</b>				200m Time: 10.550 Average Speed km/h: 68.246
1	101	GLAETZER Matthew	AUS	<b>Winner</b>
2	332	YAKUSHEVSKIY Pavel	RUS	+0.128
<b>Heat 6</b>				200m Time: 10.257 Average Speed km/h: 70.195
1	289	LAVREYSEN Harrie	NED	<b>Winner</b>
2	347	TJON EN FA Jair	SUR	+0.109
<b>Heat 7</b>				200m Time: 10.474 Average Speed km/h: 68.741
1	200	OWENS Ryan	GBR	<b>Winner</b>
2	134	BARRETTE Hugo	CAN	+0.062
<b>Heat 8</b>				200m Time: 10.214 Average Speed km/h: 70.491
1	303	WEBSTER Sam	NZL	<b>Winner</b>
2	352	VYNOKUROV Andrii	UKR	+0.074

**Qualification rule:**

The winner of each heat qualifies to the Quarterfinals.

Communiqué approved by the Secretary of the Commissaires Panel:

**Note:**

The average speed is taken over the last 200m.

## Men's Sprint / Vitesse hommes

### 1/8 Finals / 1/8 de finales

### Start List / Liste de départ

Fri 14 Apr 2017 - Race distance: 3 laps

Race Number	Name	Country Code
<b>Heat 1</b>		
		200m Time: Average Speed km/h:
321	DMITRIEV Denis	RUS
100	CONSTABLE Patrick	AUS
<b>Heat 2</b>		
		200m Time: Average Speed km/h:
217	NIEDERLAG Max	GER
201	SKINNER Callum	GBR
<b>Heat 3</b>		
		200m Time: Average Speed km/h:
190	VIGIER Sebastien	FRA
298	DAWKINS Edward	NZL
<b>Heat 4</b>		
		200m Time: Average Speed km/h:
301	MITCHELL Ethan	NZL
188	PERVIS Francois	FRA
<b>Heat 5</b>		
		200m Time: Average Speed km/h:
101	GLAETZER Matthew	AUS
332	YAKUSHEVSKIY Pavel	RUS
<b>Heat 6</b>		
		200m Time: Average Speed km/h:
289	LAVREYSEN Harrie	NED
347	TJON EN FA Jair	SUR
<b>Heat 7</b>		
		200m Time: Average Speed km/h:
200	OWENS Ryan	GBR
134	BARRETTE Hugo	CAN
<b>Heat 8</b>		
		200m Time: Average Speed km/h:
352	VYNOKUROV Andrii	UKR
303	WEBSTER Sam	NZL

**Qualification rule:**

The winner of each heat qualifies to the Quarterfinals.

Communiqué approved by the Secretary of the Commissaires Panel:

**Men's Sprint / Vitesse hommes**

**1/16 Finals / 1/16 de finales**

**Results / Résultats**

Fri 14 Apr 2017 - Race distance: 3 laps

Rank	Race Number	Name	Country Code	
<b>Heat 1</b>				200m Time: 10.395 Average Speed km/h: 69.264
1	101	<b>GLAETZER Matthew</b>	<b>AUS</b>	<b>Winner</b>
2	163	RAMIREZ MORALES Santiago	COL	+0.143
<b>Heat 2</b>				200m Time: 10.416 Average Speed km/h: 69.124
1	289	<b>LAVREYSEN Harrie</b>	<b>NED</b>	<b>Winner</b>
2	237	SZALONTAY Sandor	HUN	+0.719
<b>Heat 3</b>				200m Time: 10.375 Average Speed km/h: 69.397
1	200	<b>OWENS Ryan</b>	<b>GBR</b>	<b>Winner</b>
2	213	ENGLER Eric	GER	+0.178
<b>Heat 4</b>				200m Time: 10.304 Average Speed km/h: 69.875
1	352	<b>VYNOKUROV Andrii</b>	<b>UKR</b>	<b>Winner</b>
2	178	PERALTA GASCON Juan	ESP	+0.038
<b>Heat 5</b>				200m Time: 10.100 Average Speed km/h: 71.287
1	303	<b>WEBSTER Sam</b>	<b>NZL</b>	<b>Winner</b>
2	285	BOS Theo	NED	+0.120
<b>Heat 6</b>				200m Time: 10.833 Average Speed km/h: 66.463
1	134	<b>BARRETTE Hugo</b>	<b>CAN</b>	<b>Winner</b>
2	272	AWANG Mohd Azizulhasni	MAS	+0.180
<b>Heat 7</b>				200m Time: 10.163 Average Speed km/h: 70.845
1	347	<b>TJON EN FA Jair</b>	<b>SUR</b>	<b>Winner</b>
2	312	KUCZYNSKI Kamil	POL	+0.264
<b>Heat 8</b>				200m Time: 10.348 Average Speed km/h: 69.578
1	332	<b>YAKUSHEVSKIY Pavel</b>	<b>RUS</b>	<b>Winner</b>
2	315	SARNECKI Rafal	POL	+0.032
<b>Heat 9</b>				200m Time: 10.564 Average Speed km/h: 68.156
1	188	<b>PERVIS Francois</b>	<b>FRA</b>	<b>Winner</b>
2	168	KELEMEN Pavel	CZE	+0.135
<b>Heat 10</b>				200m Time: 10.534 Average Speed km/h: 68.350
1	298	<b>DAWKINS Edward</b>	<b>NZL</b>	<b>Winner</b>
2	269	LENDEL Vasilijus	LTU	+0.237
<b>Heat 11</b>				200m Time: 10.326 Average Speed km/h: 69.726
1	201	<b>SKINNER Callum</b>	<b>GBR</b>	<b>Winner</b>
2	151	XU Chao	CHN	+0.038
<b>Heat 12</b>				200m Time: 10.366 Average Speed km/h: 69.457
1	100	<b>CONSTABLE Patrick</b>	<b>AUS</b>	<b>Winner</b>
2	162	PUERTA ZAPATA Fabian Hernando	COL	+0.205



**Men's Sprint / Vitesse hommes****1/16 Finals / 1/16 de finales****Results / Résultats**

Fri 14 Apr 2017 - Race distance: 3 laps

Rank	Race Number	Name	Country Code
------	-------------	------	--------------

**Qualification rule:**

The winner of each heat qualifies to the 1/8 finals.

Communiqué approved by the Secretary of the Commissaires Panel:

**Note:**

The average speed is taken over the last 200m.

## Men's Sprint / Vitesse hommes

### 1/16 Finals / 1/16 de finales

### Start List / Liste de départ

Fri 14 Apr 2017 - Race distance: 3 laps

Race Number	Name	Country Code
<b>Heat 1</b>		
200m Time: Average Speed km/h:		
101	GLAETZER Matthew	AUS
163	RAMIREZ MORALES Santiago	COL
<b>Heat 2</b>		
200m Time: Average Speed km/h:		
289	LAVREYSEN Harrie	NED
237	SZALONTAY Sandor	HUN
<b>Heat 3</b>		
200m Time: Average Speed km/h:		
200	OWENS Ryan	GBR
213	ENGLER Eric	GER
<b>Heat 4</b>		
200m Time: Average Speed km/h:		
352	VYNOKUROV Andrii	UKR
178	PERALTA GASCON Juan	ESP
<b>Heat 5</b>		
200m Time: Average Speed km/h:		
303	WEBSTER Sam	NZL
285	BOS Theo	NED
<b>Heat 6</b>		
200m Time: Average Speed km/h:		
134	BARRETTE Hugo	CAN
272	AWANG Mohd Azizulhasni	MAS
<b>Heat 7</b>		
200m Time: Average Speed km/h:		
312	KUCZYNSKI Kamil	POL
347	TJON EN FA Jair	SUR
<b>Heat 8</b>		
200m Time: Average Speed km/h:		
332	YAKUSHEVSKIY Pavel	RUS
315	SARNECKI Rafal	POL
<b>Heat 9</b>		
200m Time: Average Speed km/h:		
188	PERVIS Francois	FRA
168	KELEMEN Pavel	CZE
<b>Heat 10</b>		
200m Time: Average Speed km/h:		
269	LENDEL Vasilijus	LTU
298	DAWKINS Edward	NZL
<b>Heat 11</b>		
200m Time: Average Speed km/h:		
201	SKINNER Callum	GBR
151	XU Chao	CHN
<b>Heat 12</b>		
200m Time: Average Speed km/h:		
100	CONSTABLE Patrick	AUS
162	PUERTA ZAPATA Fabian Hernando	COL

**Men's Sprint / Vitesse hommes****1/16 Finals / 1/16 de finales****Start List / Liste de départ**

Fri 14 Apr 2017 - Race distance: 3 laps

Race Number	Name	Country Code
-------------	------	--------------

**Qualification rule:**

The winner of each heat qualifies to the 1/8 finals.

Communiqué approved by the Secretary of the Commissaires Panel:

## Men's Sprint / Vitesse hommes

### Qualifying / Qualifications

### Results / Résultats

Fri 14 Apr 2017 - Race distance: 200m flying start (3.5 laps)

<b>World Record</b>	9.347 PERVIS Francois	FRA	Aguascalientes (MEX)	6 DEC 2013
---------------------	-----------------------	-----	----------------------	------------

Rank	Race Number	Name	Country Code	100m	Time 100-200	Average Speed km/h
1	321	DMITRIEV Denis	RUS	4.781 (2)	<b>9.645</b> 4.864 (1)	74.650
2	217	NIEDERLAG Max	GER	4.769 (1)	<b>9.665</b> 4.896 (2)	74.495
3	190	VIGIER Sebastien	FRA	4.831 (4)	<b>9.753</b> 4.922 (3)	73.823
4	301	MITCHELL Ethan	NZL	4.805 (3)	<b>9.767</b> 4.962 (6)	73.717
5	101	GLAETZER Matthew	AUS	4.875 (7)	<b>9.815</b> 4.940 (4)	73.357
6	289	LAVREYSEN Harrie	NED	4.884 (9)	<b>9.832</b> 4.948 (5)	73.230
7	200	OWENS Ryan	GBR	4.853 (5)	<b>9.865</b> 5.012 (11)	72.985
8	352	VYNOKUROV Andrii	UKR	4.907 (12)	<b>9.870</b> 4.963 (7)	72.948
9	303	WEBSTER Sam	NZL	4.897 (10)	<b>9.879</b> 4.982 (8)	72.881
10	134	BARRETTE Hugo	CAN	4.878 (8)	<b>9.892</b> 5.014 (12)	72.786
11	312	KUCZYNSKI Kamil	POL	4.909 (13)	<b>9.895</b> 4.986 (9)	72.764
12	332	YAKUSHEVSKIY Pavel	RUS	4.873 (6)	<b>9.911</b> 5.038 (16)	72.646
13	188	PERVIS Francois	FRA	4.929 (15)	<b>9.948</b> 5.019 (13)	72.376
14	269	LENDEL Vasilijus	LTU	4.906 (11)	<b>9.958</b> 5.052 (18)	72.303
15	201	SKINNER Callum	GBR	4.964 (22)	<b>9.969</b> 5.005 (10)	72.223
16	100	CONSTABLE Patrick	AUS	4.924 (14)	<b>9.975</b> 5.051 (17)	72.180
17	162	PUERTA ZAPATA Fabian Hernando	COL	4.949 (20)	<b>9.982</b> 5.033 (14)	72.129
18	151	XU Chao	CHN	4.935 (16)	<b>9.991</b> 5.056 (19)	72.064
19	298	DAWKINS Edward	NZL	4.963 (21)	<b>9.996</b> 5.033 (14)	72.028
20	168	KELEMEN Pavel	CZE	4.941 (17)	<b>10.003</b> 5.062 (21)	71.978

## Men's Sprint / Vitesse hommes

### Qualifying / Qualifications

#### Results / Résultats

Fri 14 Apr 2017 - Race distance: 200m flying start (3.5 laps)

Rank	Race Number	Name	Country Code	100m	Time 100-200	Average Speed km/h
21	315	SARNECKI Rafal	POL	4.944 (18)	<b>10.005</b> 5.061 (20)	71.964
22	347	TJON EN FA Jair	SUR	4.945 (19)	<b>10.038</b> 5.093 (25)	71.727
23	272	AWANG Mohd Azizulhasni	MAS	4.973 (23)	<b>10.057</b> 5.084 (23)	71.591
24	285	BOS Theo	NED	4.977 (26)	<b>10.061</b> 5.084 (23)	71.563
25	178	PERALTA GASCON Juan	ESP	5.000 (28)	<b>10.083</b> 5.083 (22)	71.407
26	213	ENGLER Eric	GER	4.973 (23)	<b>10.083</b> 5.110 (27)	71.407
27	237	SZALONTAY Sandor	HUN	4.974 (25)	<b>10.084</b> 5.110 (27)	71.400
28	163	RAMIREZ MORALES Santiago	COL	5.001 (29)	<b>10.105</b> 5.104 (26)	71.251
29	327	SAMUSENKO Kirill	RUS	4.988 (27)	<b>10.144</b> 5.156 (31)	70.977
30	169	SOJKA David	CZE	5.026 (31)	<b>10.156</b> 5.130 (29)	70.894
31	257	KAWABATA Tomoyuki	JPN	5.008 (30)	<b>10.158</b> 5.150 (30)	70.880
32	161	PENA DAZA Diego Andres	COL	5.150 (33)	<b>10.427</b> 5.277 (32)	69.051
33	350	BROWNE Kwesi	TTO	5.119 (32)	<b>10.452</b> 5.333 (33)	68.886

#### Qualification rule:

Top 4 riders qualify for 1/8 finals. 5th to 28th places qualify for 1/16 finals.

Communiqué approved by the Secretary of the Commissaires Panel:

## Men's Sprint / Vitesse hommes

### Qualifying / Qualifications

### Start List / Liste de départ

Fri 14 Apr 2017 - Race distance: 200m flying start (3.5 laps)

<b>World Record</b>	9.347 PERVIS Francois	FRA	Aguascalientes (MEX)	6 DEC 2013
---------------------	-----------------------	-----	----------------------	------------

Order	Race Number	Name	Country Code	Time
1	188	PERVIS Francois	FRA	_____
2	289	LAVREYSEN Harrie	NED	_____
3	161	PENA DAZA Diego Andres	COL	_____
4	151	XU Chao	CHN	_____
5	169	SOJKA David	CZE	_____
6	285	BOS Theo	NED	_____
7	272	AWANG Mohd Azizulhasni	MAS	_____
8	315	SARNECKI Rafal	POL	_____
9	327	SAMUSENKO Kirill	RUS	_____
10	301	MITCHELL Ethan	NZL	_____
11	163	RAMIREZ MORALES Santiago	COL	_____
12	134	BARRETTE Hugo	CAN	_____
13	350	BROWNE Kwesi	TTO	_____
14	298	DAWKINS Edward	NZL	_____
15	237	SZALONTAY Sandor	HUN	_____
16	217	NIEDERLAG Max	GER	_____
17	201	SKINNER Callum	GBR	_____
18	100	CONSTABLE Patrick	AUS	_____
19	168	KELEMEN Pavel	CZE	_____
20	178	PERALTA GASCON Juan	ESP	_____
21	269	LENDEL Vasilijus	LTU	_____
22	257	KAWABATA Tomoyuki	JPN	_____
23	200	OWENS Ryan	GBR	_____
24	213	ENGLER Eric	GER	_____
25	347	TJON EN FA Jair	SUR	_____
26	303	WEBSTER Sam	NZL	_____
27	101	GLAETZER Matthew	AUS	_____
28	162	PUERTA ZAPATA Fabian Hernando	COL	_____
29	190	VIGIER Sebastien	FRA	_____
30	321	DMITRIEV Denis	RUS	_____
31	312	KUCZYNSKI Kamil	POL	_____
32	352	VYNOKUROV Andrii	UKR	_____
33	332	YAKUSHEVSKIY Pavel	RUS	_____

**Qualification rule:**

Top 4 riders qualify for 1/8 finals. 5th to 28th places qualify for 1/16 finals.



# 2017 TRACK CYCLING WORLD CHAMPIONSHIPS

# HONG-KONG CHINA



PRESENTED BY **TISSOT**

12-16 April 2017

Communiqué no. 19

## Men's Sprint / Vitesse hommes

### Qualifying / Qualifications

### Start List / Liste de départ

Fri 14 Apr 2017 - Race distance: 200m flying start (3.5 laps)

Order	Race Number	Name	Country Code	Time
-------	-------------	------	--------------	------

Communiqué approved by the Secretary of the Commissaires Panel:



**Men's Keirin / Keirin hommes**

**Results and Final Classification / Résultats et classement final**

Thu 13 Apr 2017 - Race distance: 6 laps

Rank	Race Number	Name	Country Code	Time Behind
<b>Final 1-6</b>				
200m Time: 10.253 Average Speed: 70.223km/h				
1	272	AWANG Mohd Azizulhasni	MAS	
2	162	PUERTA ZAPATA Fabian Hernando	COL	+0.382
3	166	BABEK Tomas	CZE	+0.417
4	101	GLAETZER Matthew	AUS	+0.473
5	168	KELEMEN Pavel	CZE	+0.590
6	216	JURCZYK Marc	GER	+0.663
<b>Final 7-12</b>				
200m Time: 10.486 Average Speed: 68.662km/h				
7	212	EILERS Joachim	GER	
8	203	TRUMAN Joseph	GBR	+0.066
9	352	VYNOKUROV Andrii	UKR	+0.126
10	188	PERVIS Francois	FRA	+0.267
11	303	WEBSTER Sam	NZL	+0.368
12	298	DAWKINS Edward	NZL	+1.676
<b>Did not qualify from First round</b>				
13	186	LAFARGUE Quentin	FRA	
13	211	DORNBACH Maximilian	GER	
13	257	KAWABATA Tomoyuki	JPN	
13	273	SAHROM Muhammad Shah Firdaus	MAS	
17	118	OMELCHENKO Sergii	AZE	
17	163	RAMIREZ MORALES Santiago	COL	
17	304	WILLIAMS Zac	NZL	
17	350	BROWNE Kwesi	TTO	
21	134	BARRETTE Hugo	CAN	
21	199	OLIVA Lewis	GBR	
21	269	LENDEL Vasilijus	LTU	
21	349	KANG Shih Feng	TPE	
25	169	SOJKA David	CZE	
25	245	CECI Francesco	ITA	
25	259	NITTA Yudai	JPN	
25	260	WAKIMOTO Yuta	JPN	

Communiqué approved by the Secretary of the Commissaires Panel:



**Men's Keirin / Keirin hommes**

**Finals / Finales**

**Start List / Liste de départ**

Thu 13 Apr 2017 - Race distance: 6 laps

Race Number	Name	Country Code
<b>Final 7-12</b>		
188	PERVIS Francois	FRA
203	TRUMAN Joseph	GBR
212	EILERS Joachim	GER
298	DAWKINS Edward	NZL
303	WEBSTER Sam	NZL
352	VYNOKUROV Andrii	UKR
<b>Final 1-6</b>		
101	GLAETZER Matthew	AUS
162	PUERTA ZAPATA Fabian Hernando	COL
166	BABEK Tomas	CZE
168	KELEMEN Pavel	CZE
216	JURCZYK Marc	GER
272 w	AWANG Mohd Azizulhasni	MAS

Communiqué approved by the Secretary of the Commissaires Panel:

.....

**Legend:**  
W Warning

**Men's Keirin / Keirin hommes**  
**Second Round / Deuxième tour**  
**Results / Résultats**

Thu 13 Apr 2017 - Race distance: 6 laps

Rank	Race Number	Name	Country Code	Time Behind
200m Time: 10.651 Average Speed: 67.599km/h				
<b>Heat 1</b>				
1	101	<b>GLAETZER Matthew</b>	<b>AUS</b>	
2	166	<b>BABEK Tomas</b>	<b>CZE</b>	+0.156
3	272	<b>AWANG Mohd Azizulhasni</b>	<b>MAS</b>	+0.172
4	303	WEBSTER Sam	NZL	+0.376
5	352	VYNOKUROV Andrii	UKR	+0.509
6	212	EILERS Joachim	GER	REL
200m Time: 10.653 Average Speed: 67.586km/h				
<b>Heat 2</b>				
1	162	<b>PUERTA ZAPATA Fabian Hernando</b>	<b>COL</b>	
2	216	<b>JURCZYK Marc</b>	<b>GER</b>	+0.082
3	168	<b>KELEMEN Pavel</b>	<b>CZE</b>	+0.130
4	298	DAWKINS Edward	NZL	+0.164
5	203	TRUMAN Joseph	GBR	+1.226
6	188	PERVIS Francois	FRA	REL

**Qualification rule:**

The first three riders in each heat qualify to final 1-6, all other riders advance to final 7-12.

**No. 212 EILERS Joachim (GER)**

Relegation for irregular movement to prevent his opponent from passing  
 Déclassement pour manoeuvre illicite, faite pour empêcher son adversaire de passer

**No. 188 PERVIS Francois (FRA)**

Relegation for moving outward with the intention of forcing the opponent going up  
 Déclassement pour avoir dévié de sa trajectoire et avoir conduit son adversaire vers l'extérieur de la piste

Communiqué approved by the Secretary of the Commissaires Panel:

**Legend:**  
**REL** Relegated

**Men's Keirin / Keirin hommes**

**Second Round / Deuxième tour**

**Start List / Liste de départ**

Thu 13 Apr 2017 - Race distance: 6 laps

Race Number	Name	Country Code
<b>Heat 1</b>		
101	GLAETZER Matthew	AUS
166	BABEK Tomas	CZE
212	EILERS Joachim	GER
272 w	AWANG Mohd Azizulhasni	MAS
303	WEBSTER Sam	NZL
352	VYNOKUROV Andrii	UKR
<b>Heat 2</b>		
162	PUERTA ZAPATA Fabian Hernando	COL
168	KELEMEN Pavel	CZE
188	PERVIS Francois	FRA
203	TRUMAN Joseph	GBR
216	JURCZYK Marc	GER
298	DAWKINS Edward	NZL

**Qualification rule:**

The first three riders in each heat qualify to final 1-6, all other riders advance to final 7-12.

Communiqué approved by the Secretary of the Commissaires Panel:

**Legend:**  
W Warning

**Men's Keirin / Keirin hommes**  
**First Round Repechage / Repêchage premier tour**  
**Results / Résultats**

Thu 13 Apr 2017 - Race distance: 6 laps

Rank	Race Number	Name	Country Code	Time Behind
200m Time: 10.595 Average Speed: 67.956km/h				
<b>Heat 1</b>				
1	352	<b>VYNOKUROV Andrii</b>	<b>UKR</b>	
2	186	LAFARGUE Quentin	FRA	
3	163	RAMIREZ MORALES Santiago	COL	+0.047
4	199	OLIVA Lewis	GBR	+0.103
5	245	CECI Francesco	ITA	+0.174
200m Time: 10.885 Average Speed: 66.146km/h				
<b>Heat 2</b>				
1	216	<b>JURCZYK Marc</b>	<b>GER</b>	
2	257	KAWABATA Tomoyuki	JPN	+0.117
3	304	WILLIAMS Zac	NZL	+0.168
4	349	KANG Shih Feng	TPE	+0.208
5	169	SOJKA David	CZE	+0.572
200m Time: 10.489 Average Speed: 68.643km/h				
<b>Heat 3</b>				
1	168	<b>KELEMEN Pavel</b>	<b>CZE</b>	
2	211	DORNBACH Maximilian	GER	+0.083
3	350	BROWNE Kwesi	TTO	+0.105
4	134	BARRETTE Hugo	CAN	+0.123
5	260	WAKIMOTO Yuta	JPN	+0.276
200m Time: 10.303 Average Speed: 69.882km/h				
<b>Heat 4</b>				
1	212	<b>EILERS Joachim</b>	<b>GER</b>	
2	273	SAHROM Muhammad Shah Firdaus	MAS	+0.061
3	118	OMELCHENKO Sergii	AZE	+0.164
4	269	LENDEL Vasilijus	LTU	+0.527
5	259	NITTA Yudai	JPN	+0.981

**Qualification rule:**

The winner of each heat qualifies to the Second round.

Communiqué approved by the Secretary of the Commissaires Panel:

**Men's Keirin / Keirin hommes**  
**First Round Repechage / Repêchage premier tour**  
**Start List / Liste de départ**

Thu 13 Apr 2017 - Race distance: 6 laps

Race Number	Name	Country Code
<b>Heat 1</b>		
163	RAMIREZ MORALES Santiago	COL
186	LAFARGUE Quentin	FRA
199	OLIVA Lewis	GBR
245	CECI Francesco	ITA
352	VYNOKUROV Andrii	UKR
<b>Heat 2</b>		
169	SOJKA David	CZE
216	JURCZYK Marc	GER
257	KAWABATA Tomoyuki	JPN
304	WILLIAMS Zac	NZL
349	KANG Shih Feng	TPE
<b>Heat 3</b>		
134	BARRETTE Hugo	CAN
168	KELEMEN Pavel	CZE
211	DORNBACH Maximilian	GER
260	WAKIMOTO Yuta	JPN
350	BROWNE Kwesi	TTO
<b>Heat 4</b>		
118	OMELCHENKO Sergii	AZE
212	EILERS Joachim	GER
259	NITTA Yudai	JPN
269	LENDEL Vasilijus	LTU
273	SAHROM Muhammad Shah Firdaus	MAS

**Qualification rule:**

The winner of each heat qualifies to the Second round.

Communiqué approved by the Secretary of the Commissaires Panel:

**Men's Keirin / Keirin hommes**

**First Round / Premier tour**

**Results / Résultats**

Thu 13 Apr 2017 - Race distance: 6 laps

Rank	Race Number	Name	Country Code	Time Behind
<b>Heat 1</b>				
200m Time: 10.550 Average Speed: 68.246km/h				
1	101	<b>GLAETZER Matthew</b>	<b>AUS</b>	
2	188	<b>PERVIS Francois</b>	<b>FRA</b>	+0.113
3	199	OLIVA Lewis	GBR	+0.206
4	212	EILERS Joachim	GER	+0.234
5	134	BARRETTE Hugo	CAN	+0.298
6	304	WILLIAMS Zac	NZL	+0.307
7	163	RAMIREZ MORALES Santiago	COL	+0.373
<b>Heat 2</b>				
200m Time: 10.524 Average Speed: 68.415km/h				
1	298	<b>DAWKINS Edward</b>	<b>NZL</b>	
2	166	<b>BABEK Tomas</b>	<b>CZE</b>	+0.059
3	349	KANG Shih Feng	TPE	+0.117
4	211	DORNBACH Maximilian	GER	+0.155
5	257	KAWABATA Tomoyuki	JPN	+0.234
6	245	CECI Francesco	ITA	+0.443
7	269	LENDEL Vasilijus	LTU	+0.468
<b>Heat 3</b>				
200m Time: 10.530 Average Speed: 68.376km/h				
1	162	<b>PUERTA ZAPATA Fabian Hernando</b>	<b>COL</b>	
2	272	<b>AWANG Mohd Azizulhasni</b>	<b>MAS</b>	+0.041
3	260	WAKIMOTO Yuta	JPN	+0.118
4	350	BROWNE Kwesi	TTO	+0.179
5	186	LAFARGUE Quentin	FRA	+0.207
6	118	OMELCHENKO Sergii	AZE	+0.346
7	169	SOJKA David	CZE	+0.507
<b>Heat 4</b>				
200m Time: 10.752 Average Speed: 66.964km/h				
1	303	<b>WEBSTER Sam</b>	<b>NZL</b>	
2	203	<b>TRUMAN Joseph</b>	<b>GBR</b>	+0.092
3	273	SAHROM Muhammad Shah Firdaus	MAS	+0.096
4	352	VYNOKUROV Andrii	UKR	+0.205
5	216	JURCZYK Marc	GER	+0.238
6	168	KELEMEN Pavel	CZE	+0.316
7	259	NITTA Yudai	JPN	+0.403

**Qualification rule:**

The first two riders in each heat qualify to the Second round, all other riders advance to the First round repechages.

**No. 272 AWANG Mohd Azizulhasni (MAS)**

Warning for moving down towards the inside of the track when a rival was already there  
Avertissement pour s'être rabattu vers l'intérieur alors que son concurrent s'y trouvait déjà

Communiqué approved by the Secretary of the Commissaires Panel:

**Men's Keirin / Keirin hommes**
**First Round / Premier tour**
**Start List / Liste de départ**

Thu 13 Apr 2017 - Race distance: 6 laps

Race Number	Name	Country Code
<b>Heat 1</b>		
101	GLAETZER Matthew	AUS
134	BARRETTE Hugo	CAN
163	RAMIREZ MORALES Santiago	COL
188	PERVIS Francois	FRA
199	OLIVA Lewis	GBR
212	EILERS Joachim	GER
304	WILLIAMS Zac	NZL
<b>Heat 2</b>		
166	BABEK Tomas	CZE
211	DORNBACH Maximilian	GER
245	CECI Francesco	ITA
257	KAWABATA Tomoyuki	JPN
269	LENDEL Vasilijus	LTU
298	DAWKINS Edward	NZL
349	KANG Shih Feng	TPE
<b>Heat 3</b>		
118	OMELCHENKO Sergii	AZE
162	PUERTA ZAPATA Fabian Hernando	COL
169	SOJKA David	CZE
186	LAFARGUE Quentin	FRA
260	WAKIMOTO Yuta	JPN
272 w	AWANG Mohd Azizulhasni	MAS
350	BROWNE Kwesi	TTO
<b>Heat 4</b>		
168	KELEMEN Pavel	CZE
203	TRUMAN Joseph	GBR
216	JURCZYK Marc	GER
259	NITTA Yudai	JPN
273	SAHROM Muhammad Shah Firdaus	MAS
303	WEBSTER Sam	NZL
352	VYNOKUROV Andrii	UKR

**Qualification rule:**

The first two riders in each heat qualify to the Second round, all other riders advance to the First round repechages.

Communiqué approved by the Secretary of the Commissaires Panel:

.....

**Legend:**  
**W** Warning

## Men's 1Km Time Trial / 1Km Contre la montre hommes

### Final / Finale

### Results and Final Classification / Résultats et classement final

Sun 16 Apr 2017 - Race distance: 1000m

<b>World Record</b>	56.303 PERVIS Francois	FRA	Aguascalientes (MEX)	7 DEC 2013
---------------------	------------------------	-----	----------------------	------------

Rank	Race Number	Name	Country Code	250m	500m 250-500	750m 500-750	Time 750-1000	Average Speed km/h
1	188	PERVIS Francois	FRA	18.114 (1)	31.354 (1) 13.240 (1)	45.344 (1) 13.990 (6)	<b>1:00.714</b> 15.370 (8)	59.294
2	166	BABEK Tomas	CZE	18.883 (5)	32.279 (4) 13.396 (2)	46.207 (3) 13.928 (4)	<b>1:01.048</b> 14.841 (3)	58.969
2	186	LAFARGUE Quentin	FRA	18.864 (4)	32.338 (5) 13.474 (4)	46.250 (4) 13.912 (3)	<b>1:01.048</b> 14.798 (2)	58.969
4	313	MAKSEL Krzysztof	POL	18.648 (2)	32.197 (2) 13.549 (6)	46.196 (2) 13.999 (7)	<b>1:01.143</b> 14.947 (6)	58.878
5	212	EILERS Joachim	GER	18.691 (3)	32.244 (3) 13.553 (7)	46.259 (5) 14.015 (8)	<b>1:01.221</b> 14.962 (7)	58.803
6	299	KENNETT Dylan	NZL	19.268 (7)	32.828 (7) 13.560 (8)	46.666 (7) 13.838 (2)	<b>1:01.324</b> 14.658 (1)	58.704
7	211	DORNBACH Maximilian	GER	18.986 (6)	32.531 (6) 13.545 (5)	46.461 (6) 13.930 (5)	<b>1:01.389</b> 14.928 (5)	58.642
8	331	VASYUKHNO Alexandr	RUS	19.624 (8)	33.087 (8) 13.463 (3)	46.891 (8) 13.804 (1)	<b>1:01.773</b> 14.882 (4)	58.277

#### Did not qualify for Final

9	300	KERGOZOU Nicholas	NZL
10	304	WILLIAMS Zac	NZL
11	203	TRUMAN Joseph	GBR
12	109	YALLOURIS Nicholas	AUS
13	137	RITTER Stefan	CAN
14	322	DUBCHENKO Aleksandr	RUS
15	163	RAMIREZ MORALES Santiago	COL
16	285	BOS Theo	NED
17	162	PUERTA ZAPATA Fabian Hernando	COL
18	216	JURCZYK Marc	GER
19	169	SOJKA David	CZE
20	184	EDELIN Benjamin	FRA
21	177	MORENO SANCHEZ Jose	ESP
22	312	KUCZYNSKI Kamil	POL
23	161	PENA DAZA Diego Andres	COL
24	175	MARTINEZ CHORRO Alejandro	ESP
25	277	SERRANO PLOWELLS Roberto	MEX
26	229	LEUNG Ka Yu	HKG
27	182	SIMOLA Mika	FIN

Communiqué approved by the Secretary of the Commissaires Panel:



12-16 April 2017

**Men's 1Km Time Trial / 1Km Contre la montre hommes**
**Final / Finale**
**Race Analysis / Analyse de la course**

Sun 16 Apr 2017

**Heat 1**

212 EILERS Joachim - GER				211 DORNBACH Maximilian - GER			
Distance	Time	Rank	Lap Time	Distance	Time	Rank	Lap Time
125m	11.657	3		125m	11.830	6	
250m	18.691	3	18.691	250m	18.986	6	18.986
375m	25.462	3		375m	25.792	6	
500m	32.244	3	13.553	500m	32.531	6	13.545
625m	39.136	4		625m	39.383	6	
750m	46.259	5	14.015	750m	46.461	6	13.930
875m	53.619	5		875m	53.785	6	
1000m	1:01.221	5	14.962	1000m	1:01.389	7	14.928

**Heat 3**

299 KENNETT Dylan - NZL				331 VASYUKHNO Alexandr - RUS			
Distance	Time	Rank	Lap Time	Distance	Time	Rank	Lap Time
125m	12.023	7		125m	12.390	8	
250m	19.268	7	19.268	250m	19.624	8	19.624
375m	26.068	7		375m	26.392	8	
500m	32.828	7	13.560	500m	33.087	8	13.463
625m	39.656	7		625m	39.875	8	
750m	46.666	7	13.838	750m	46.891	8	13.804
875m	53.887	7		875m	54.179	8	
1000m	1:01.324	6	14.658	1000m	1:01.773	8	14.882

**Heat 5**

166 BABEK Tomas - CZE				186 LAFARGUE Quentin - FRA			
Distance	Time	Rank	Lap Time	Distance	Time	Rank	Lap Time
125m	11.778	5		125m	11.756	4	
250m	18.883	5	18.883	250m	18.864	4	18.864
375m	25.584	4		375m	25.607	5	
500m	32.279	4	13.396	500m	32.338	5	13.474
625m	39.124	3		625m	39.201	5	
750m	46.207	3	13.928	750m	46.250	4	13.912
875m	53.511	2		875m	53.519	3	
1000m	1:01.048	2	14.841	1000m	1:01.048	2	14.798

**Heat 7**

313 MAKSEL Krzysztof - POL				188 PERVIS Francois - FRA			
Distance	Time	Rank	Lap Time	Distance	Time	Rank	Lap Time
125m	11.507	2		125m	11.285	1	
250m	18.648	2	18.648	250m	18.114	1	18.114
375m	25.408	2		375m	24.692	1	
500m	32.197	2	13.549	500m	31.354	1	13.240
625m	39.087	2		625m	38.209	1	
750m	46.196	2	13.999	750m	45.344	1	13.990
875m	53.553	4		875m	52.828	1	
1000m	1:01.143	4	14.947	1000m	1:00.714	1	15.370

## Men's 1Km Time Trial / 1Km Contre la montre hommes

### Final / Finale

### Start List / Liste de départ

Sun 16 Apr 2017 - Race distance: 1000m

<b>World Record</b>	56.303 PERVIS Francois	FRA	Aguascalientes (MEX)	7 DEC 2013
---------------------	------------------------	-----	----------------------	------------

Order	Race Number	Name	Country Code	Time
1	212	EILERS Joachim	GER	_____
2	211	DORNBACH Maximilian	GER	_____
3	299	KENNETT Dylan	NZL	_____
4	331	VASYUKHNO Alexandr	RUS	_____
5	166	BABEK Tomas	CZE	_____
6	186	LAFARGUE Quentin	FRA	_____
7	313	MAKSEL Krzysztof	POL	_____
8	188	PERVIS Francois	FRA	_____

Communiqué approved by the Secretary of the Commissaires Panel:

## Men's 1Km Time Trial / 1Km Contre la montre hommes

### Qualifying / Qualifications

### Results / Résultats

Sun 16 Apr 2017 - Race distance: 1000m

<b>World Record</b>	56.303 PERVIS Francois	FRA	Aguascalientes (MEX)	7 DEC 2013
---------------------	------------------------	-----	----------------------	------------

Rank	Race Number	Name	Country Code	250m	500m 250-500	750m 500-750	Time 750-1000	Average Speed km/h
1	188	PERVIS Francois	FRA	18.188 (2)	31.445 (2) 13.257 (1)	45.361 (1) 13.916 (11)	<b>1:00.482</b> 15.121 (12)	59.521
2	313	MAKSEL Krzysztof	POL	18.647 (5)	32.072 (5) 13.425 (13)	45.887 (3) 13.815 (5)	<b>1:00.611</b> 14.724 (3)	59.395
3	186	LAFARGUE Quentin	FRA	18.775 (7)	32.123 (7) 13.348 (7)	45.903 (4) 13.780 (4)	<b>1:00.714</b> 14.811 (5)	59.294
4	166	BABEK Tomas	CZE	18.993 (14)	32.373 (11) 13.380 (10)	46.241 (8) 13.868 (6)	<b>1:01.159</b> 14.918 (9)	58.862
5	331	VASYUKHNO Alexandr	RUS	19.361 (22)	32.646 (15) 13.285 (4)	46.410 (13) 13.764 (3)	<b>1:01.171</b> 14.761 (4)	58.851
6	299	KENNETT Dylan	NZL	19.384 (23)	32.972 (22) 13.588 (19)	46.715 (17) 13.743 (2)	<b>1:01.219</b> 14.504 (1)	58.805
7	211	DORNBACH Maximilian	GER	18.988 (13)	32.336 (10) 13.348 (7)	46.222 (7) 13.886 (8)	<b>1:01.253</b> 15.031 (11)	58.772
8	212	EILERS Joachim	GER	18.840 (8)	32.405 (12) 13.565 (18)	46.370 (12) 13.965 (12)	<b>1:01.272</b> 14.902 (8)	58.754
9	300	KERGOZOU Nicholas	NZL	19.252 (19)	32.737 (17) 13.485 (16)	46.614 (14) 13.877 (7)	<b>1:01.303</b> 14.689 (2)	58.724
10	304	WILLIAMS Zac	NZL	18.920 (10)	32.235 (9) 13.315 (5)	46.141 (6) 13.906 (10)	<b>1:01.317</b> 15.176 (13)	58.711
11	203	TRUMAN Joseph	GBR	18.096 (1)	31.442 (1) 13.346 (6)	45.785 (2) 14.343 (21)	<b>1:01.429</b> 15.644 (19)	58.604
12	109	YALLOURIS Nicholas	AUS	19.857 (26)	33.247 (24) 13.390 (11)	46.773 (18) 13.526 (1)	<b>1:01.590</b> 14.817 (6)	58.451
13	137	RITTER Stefan	CAN	18.522 (3)	31.798 (3) 13.276 (2)	45.953 (5) 14.155 (16)	<b>1:01.766</b> 15.813 (22)	58.284
14	322	DUBCHENKO Aleksandr	RUS	18.543 (4)	32.000 (4) 13.457 (15)	46.324 (10) 14.324 (20)	<b>1:01.897</b> 15.573 (17)	58.161
15	163	RAMIREZ MORALES Santiago	COL	19.399 (24)	32.751 (19) 13.352 (9)	46.642 (15) 13.891 (9)	<b>1:01.933</b> 15.291 (15)	58.127
16	285	BOS Theo	NED	19.145 (15)	32.954 (21) 13.809 (23)	47.056 (20) 14.102 (14)	<b>1:02.024</b> 14.968 (10)	58.042
17	162	PUERTA ZAPATA Fabian Hernando	COL	18.922 (11)	32.203 (8) 13.281 (3)	46.339 (11) 14.136 (15)	<b>1:02.056</b> 15.717 (20)	58.012
18	216	JURCZYK Marc	GER	19.280 (21)	33.045 (23) 13.765 (22)	47.218 (21) 14.173 (17)	<b>1:02.118</b> 14.900 (7)	57.954
19	169	SOJKA David	CZE	19.188 (18)	32.611 (14) 13.423 (12)	46.708 (16) 14.097 (13)	<b>1:02.161</b> 15.453 (16)	57.914
20	184	EDELIN Benjamin	FRA	18.668 (6)	32.106 (6) 13.438 (14)	46.323 (9) 14.217 (19)	<b>1:02.162</b> 15.839 (23)	57.913
21	177	MORENO SANCHEZ Jose	ESP	19.177 (16)	32.715 (16) 13.538 (17)	46.926 (19) 14.211 (18)	<b>1:02.519</b> 15.593 (18)	57.582
22	312	KUCZYNSKI Kamil	POL	19.179 (17)	32.824 (20) 13.645 (20)	47.355 (23) 14.531 (22)	<b>1:02.539</b> 15.184 (14)	57.564
23	161	PENA DAZA Diego Andres	COL	18.868 (9)	32.746 (18) 13.878 (24)	47.406 (24) 14.660 (24)	<b>1:03.384</b> 15.978 (26)	56.796

## Men's 1Km Time Trial / 1Km Contre la montre hommes

### Qyalifying / Qualifications

### Results / Résultats

Sun 16 Apr 2017 - Race distance: 1000m

Rank	Race Number	Name	Country Code	250m	500m 250-500	750m 500-750	Time 750-1000	Average Speed km/h
24	175	MARTINEZ CHORRO Alejandro	ESP	18.951 (12)	32.610 (13) 13.659 (21)	47.267 (22) 14.657 (23)	<b>1:03.475</b> 16.208 (27)	56.715
25	277	SERRANO PLOWELLS Roberto	MEX	19.271 (20)	33.313 (25) 14.042 (25)	47.991 (25) 14.678 (25)	<b>1:03.759</b> 15.768 (21)	56.462
26	229	LEUNG Ka Yu	HKG	20.099 (27)	34.437 (26) 14.338 (26)	49.122 (26) 14.685 (26)	<b>1:04.993</b> 15.871 (24)	55.390
27	182	SIMOLA Mika	FIN	19.855 (25)	34.451 (27) 14.596 (27)	49.548 (27) 15.097 (27)	<b>1:05.446</b> 15.898 (25)	55.007

#### Qualification rule:

Top 8 riders qualify for final.

Communiqué approved by the Secretary of the Commissaires Panel:

12-16 April 2017

**Men's 1Km Time Trial / 1Km Contre la montre hommes**
**Qyalifying / Qualifications**
**Race Analysis / Analyse de la course**

Sun 16 Apr 2017

**Heat 1**

312 KUCZYNSKI Kamil - POL							
Distance	Time	Rank	Lap Time	Distance	Time	Rank	Lap Time
125m	11.970	16		125m			
250m	19.179	17	19.179	250m			
375m	25.932	16		375m			
500m	32.824	20	13.645	500m			
625m	39.977	23		625m			
750m	47.355	23	14.531	750m			
875m	54.864	22		875m			
1000m	1:02.539	22	15.184	1000m			

**Heat 2**

188 PERVIS Francois - FRA				162 PUERTA ZAPATA Fabian Hernando - COL			
Distance	Time	Rank	Lap Time	Distance	Time	Rank	Lap Time
125m	11.339	2		125m	11.956	14	
250m	18.188	2	18.188	250m	18.922	11	18.922
375m	24.775	2		375m	25.507	8	
500m	31.445	2	13.257	500m	32.203	8	13.281
625m	38.287	1		625m	39.103	9	
750m	45.361	1	13.916	750m	46.339	11	14.136
875m	52.744	1		875m	54.023	16	
1000m	1:00.482	1	15.121	1000m	1:02.056	17	15.717

**Heat 3**

300 KERGOZOU Nicholas - NZL				299 KENNETT Dylan - NZL			
Distance	Time	Rank	Lap Time	Distance	Time	Rank	Lap Time
125m	12.137	22		125m	12.033	18	
250m	19.252	19	19.252	250m	19.384	23	19.384
375m	26.013	18		375m	26.211	23	
500m	32.737	17	13.485	500m	32.972	22	13.588
625m	39.569	16		625m	39.766	19	
750m	46.614	14	13.877	750m	46.715	17	13.743
875m	53.853	12		875m	53.848	11	
1000m	1:01.303	9	14.689	1000m	1:01.219	6	14.504

**Heat 4**

175 MARTINEZ CHORRO Alejandro - ESP				285 BOS Theo - NED			
Distance	Time	Rank	Lap Time	Distance	Time	Rank	Lap Time
125m	11.772	10		125m	11.957	15	
250m	18.951	12	18.951	250m	19.145	15	19.145
375m	25.733	13		375m	26.045	20	
500m	32.610	13	13.659	500m	32.954	21	13.809
625m	39.742	18		625m	39.900	20	
750m	47.267	22	14.657	750m	47.056	20	14.102
875m	55.174	23		875m	54.394	19	
1000m	1:03.475	24	16.208	1000m	1:02.024	16	14.968

12-16 April 2017

**Men's 1Km Time Trial / 1Km Contre la montre hommes**
**Qyalifying / Qualifications**
**Race Analysis / Analyse de la course**

Sun 16 Apr 2017

**Heat 5**

229 LEUNG Ka Yu - HKG				169 SOJKA David - CZE			
Distance	Time	Rank	Lap Time	Distance	Time	Rank	Lap Time
125m	12.513	27		125m	12.042	19	
250m	20.099	27	20.099	250m	19.188	18	19.188
375m	27.315	27		375m	25.919	15	
500m	34.437	26	14.338	500m	32.611	14	13.423
625m	41.651	26		625m	39.510	14	
750m	49.122	26	14.685	750m	46.708	16	14.097
875m	56.905	26		875m	54.267	18	
1000m	1:04.993	26	15.871	1000m	1:02.161	19	15.453

**Heat 6**

109 YALLOURIS Nicholas - AUS				313 MAKSEL Krzysztof - POL			
Distance	Time	Rank	Lap Time	Distance	Time	Rank	Lap Time
125m	12.489	26		125m	11.505	3	
250m	19.857	26	19.857	250m	18.647	5	18.647
375m	26.619	25		375m	25.388	6	
500m	33.247	24	13.390	500m	32.072	5	13.425
625m	39.925	21		625m	38.890	4	
750m	46.773	18	13.526	750m	45.887	3	13.815
875m	53.987	14		875m	53.123	2	
1000m	1:01.590	12	14.817	1000m	1:00.611	2	14.724

**Heat 7**

216 JURCZYK Marc - GER				203 TRUMAN Joseph - GBR			
Distance	Time	Rank	Lap Time	Distance	Time	Rank	Lap Time
125m	12.088	21		125m	11.209	1	
250m	19.280	21	19.280	250m	18.096	1	18.096
375m	26.131	22		375m	24.720	1	
500m	33.045	23	13.765	500m	31.442	1	13.346
625m	40.052	24		625m	38.461	2	
750m	47.218	21	14.173	750m	45.785	2	14.343
875m	54.534	21		875m	53.442	4	
1000m	1:02.118	18	14.900	1000m	1:01.429	11	15.644

**Heat 8**

163 RAMIREZ MORALES Santiago - COL				322 DUBCHENKO Aleksandr - RUS			
Distance	Time	Rank	Lap Time	Distance	Time	Rank	Lap Time
125m	12.347	24		125m	11.509	4	
250m	19.399	24	19.399	250m	18.543	4	18.543
375m	26.081	21		375m	25.244	4	
500m	32.751	19	13.352	500m	32.000	4	13.457
625m	39.563	15		625m	39.003	6	
750m	46.642	15	13.891	750m	46.324	10	14.324
875m	54.062	17		875m	53.941	13	
1000m	1:01.933	15	15.291	1000m	1:01.897	14	15.573

12-16 April 2017

**Men's 1Km Time Trial / 1Km Contre la montre hommes**
**Qyalifying / Qualifications**
**Race Analysis / Analyse de la course**

Sun 16 Apr 2017

**Heat 9**

304 WILLIAMS Zac - NZL				186 LAFARGUE Quentin - FRA			
Distance	Time	Rank	Lap Time	Distance	Time	Rank	Lap Time
125m	11.865	12		125m	11.717	8	
250m	18.920	10	18.920	250m	18.775	7	18.775
375m	25.580	9		375m	25.462	7	
500m	32.235	9	13.315	500m	32.123	7	13.348
625m	39.049	8		625m	38.899	5	
750m	46.141	6	13.906	750m	45.903	4	13.780
875m	53.560	5		875m	53.162	3	
1000m	1:01.317	10	15.176	1000m	1:00.714	3	14.811

**Heat 10**

137 RITTER Stefan - CAN				182 SIMOLA Mika - FIN			
Distance	Time	Rank	Lap Time	Distance	Time	Rank	Lap Time
125m	11.561	5		125m	12.396	25	
250m	18.522	3	18.522	250m	19.855	25	19.855
375m	25.129	3		375m	27.125	26	
500m	31.798	3	13.276	500m	34.451	27	14.596
625m	38.692	3		625m	41.904	27	
750m	45.953	5	14.155	750m	49.548	27	15.097
875m	53.624	8		875m	57.390	27	
1000m	1:01.766	13	15.813	1000m	1:05.446	27	15.898

**Heat 11**

177 MORENO SANCHEZ Jose - ESP				211 DORNBACH Maximilian - GER			
Distance	Time	Rank	Lap Time	Distance	Time	Rank	Lap Time
125m	11.985	17		125m	11.918	13	
250m	19.177	16	19.177	250m	18.988	13	18.988
375m	25.949	17		375m	25.678	11	
500m	32.715	16	13.538	500m	32.336	10	13.348
625m	39.660	17		625m	39.155	10	
750m	46.926	19	14.211	750m	46.222	7	13.886
875m	54.527	20		875m	53.580	7	
1000m	1:02.519	21	15.593	1000m	1:01.253	7	15.031

**Heat 12**

161 PENA DAZA Diego Andres - COL				277 SERRANO PLOWELLS Roberto - MEX			
Distance	Time	Rank	Lap Time	Distance	Time	Rank	Lap Time
125m	11.714	7		125m	12.067	20	
250m	18.868	9	18.868	250m	19.271	20	19.271
375m	25.786	14		375m	26.258	24	
500m	32.746	18	13.878	500m	33.313	25	14.042
625m	39.927	22		625m	40.540	25	
750m	47.406	24	14.660	750m	47.991	25	14.678
875m	55.225	24		875m	55.686	25	
1000m	1:03.384	23	15.978	1000m	1:03.759	25	15.768

12-16 April 2017

**Men's 1Km Time Trial / 1Km Contre la montre hommes**
**Qyalifying / Qualifications**
**Race Analysis / Analyse de la course**

Sun 16 Apr 2017

**Heat 13**

166 BABEK Tomas - CZE				184 EDELIN Benjamin - FRA			
Distance	Time	Rank	Lap Time	Distance	Time	Rank	Lap Time
125m	11.852	11		125m	11.628	6	
250m	18.993	14	18.993	250m	18.668	6	18.668
375m	25.695	12		375m	25.379	5	
500m	32.373	11	13.380	500m	32.106	6	13.438
625m	39.180	11		625m	39.042	7	
750m	46.241	8	13.868	750m	46.323	9	14.217
875m	53.565	6		875m	54.017	15	
1000m	1:01.159	4	14.918	1000m	1:02.162	20	15.839

**Heat 14**

212 EILERS Joachim - GER				331 VASYUKHNO Alexandr - RUS			
Distance	Time	Rank	Lap Time	Distance	Time	Rank	Lap Time
125m	11.770	9		125m	12.208	23	
250m	18.840	8	18.840	250m	19.361	22	19.361
375m	25.630	10		375m	26.013	18	
500m	32.405	12	13.565	500m	32.646	15	13.285
625m	39.289	12		625m	39.427	13	
750m	46.370	12	13.965	750m	46.410	13	13.764
875m	53.696	10		875m	53.651	9	
1000m	1:01.272	8	14.902	1000m	1:01.171	5	14.761



## Men's 1Km Time Trial / 1Km Contre la montre hommes

### Qyalifying / Qualifications

### Start List / Liste de départ

Sun 16 Apr 2017 - Race distance: 1000m

<b>World Record</b>	56.303 PERVIS Francois	FRA	Aguascalientes (MEX)	7 DEC 2013
---------------------	------------------------	-----	----------------------	------------

Heat	Race Number	Name	Country Code	Time
1	312	KUCZYNSKI Kamil	POL	_____
2	188	PERVIS Francois	FRA	_____
	162	PUERTA ZAPATA Fabian Hernando	COL	_____
3	300	KERGOZOU Nicholas	NZL	_____
	299	KENNETT Dylan	NZL	_____
4	175	MARTINEZ CHORRO Alejandro	ESP	_____
	285	BOS Theo	NED	_____
5	229	LEUNG Ka Yu	HKG	_____
	169	SOJKA David	CZE	_____
6	109	YALLOURIS Nicholas	AUS	_____
	313	MAKSEL Krzysztof	POL	_____
7	216	JURCZYK Marc	GER	_____
	203	TRUMAN Joseph	GBR	_____
8	163	RAMIREZ MORALES Santiago	COL	_____
	322	DUBCHENKO Aleksandr	RUS	_____
9	304	WILLIAMS Zac	NZL	_____
	186	LAFARGUE Quentin	FRA	_____
10	137	RITTER Stefan	CAN	_____
	182	SIMOLA Mika	FIN	_____
11	177	MORENO SANCHEZ Jose	ESP	_____
	211	DORNBACH Maximilian	GER	_____
12	161	PENA DAZA Diego Andres	COL	_____
	277	SERRANO PLOWELLS Roberto	MEX	_____
13	166	BABEK Tomas	CZE	_____
	184	EDELIN Benjamin	FRA	_____
14	212	EILERS Joachim	GER	_____
	331	VASYUKHNO Alexandr	RUS	_____

**Qualification rule:**

Top 8 riders qualify for final.

Communiqué approved by the Secretary of the Commissaires Panel:

## Men's Team Pursuit / Poursuite par équipes hommes

### Results and Final Classification / Résultats et classement final

Thu 13 Apr 2017 - Race distance: 4000m

<b>World Record</b>	3:50.265 GBR - Great Britain	Rio (BRA)	12 AUG 2016
---------------------	------------------------------	-----------	-------------

Rank	Country / Name	1000m	2000m 1000-2000	3000m 2000-3000	Time 3000-4000	Average Speed km/h
------	----------------	-------	--------------------	--------------------	-------------------	--------------------------

#### Final for Gold

GOLD	1	<b>AUS - Australia</b>	1:02.483	1:58.378	2:55.860	<b>3:51.503</b>	62.202
		1 WELSFORD Sam		55.895	57.482	55.643	
		51 MEYER Cameron					
		105 PORTER Alexander					
		109 YALLOURIS Nicholas	(X)				

SILVER	2	<b>NZL - New Zealand</b>	1:03.028	1:59.329	2:55.836	<b>3:53.979</b>	61.543
		78 GOUGH Regan		56.301	56.507	58.143	
		297 BULLING Pieter					
		299 KENNETT Dylan	(X)				
		300 KERGOZOU Nicholas					

#### Final for Bronze

BRONZE	3	<b>ITA - Italy</b>	1:03.900	2:01.299	2:59.030	<b>3:56.935</b>	60.776
		22 CONSONNI Simone		57.399	57.731	57.905	
		243 BERTAZZO Liam					
		246 GANNA Filippo	(X)				
		248 LAMON Francesco					
	4	<b>GBR - Great Britain</b>	1:03.234	2:00.680	2:58.718	<b>3:58.566</b>	60.360
		63 STEWART Mark		57.446	58.038	59.848	
		196 BURKE Steven	(X)				
		198 EMADI Kian					
		204 WOOD Oliver					

#### Eliminated after First round

5	<b>FRA - France</b>
	13 THOMAS Benjamin
	183 DENIS Thomas
	185 ERMENAUTL Corentin
6	<b>SUI - Switzerland</b>
	85 IMHOF Claudio
	344 PASCHE Frank
	345 PERIZZOLO Loic
	346 THIERY Cyrille

## Men's Team Pursuit / Poursuite par équipes hommes

### Results and Final Classification / Résultats et classement final

Thu 13 Apr 2017 - Race distance: 4000m

Rank	Country / Name	1000m	2000m 1000-2000	3000m 2000-3000	Time 3000-4000	Average Speed km/h
7	<b>RUS - Russia</b>					
	38 MANAKOV Viktor					
	323 EVTUSHENKO Alexander					
	325 KULIKOV Vladislav					
	326 KURBATOV Alexey					
8	<b>BEL - Belgium</b>					
	54 DE KETELE Kenny					
	119 DE PAUW Moreno					
	120 GHYS Robbe					
	121 THIJSEN Gerben					
<b>Did not qualify for the 1st Round</b>						
9	<b>POL - Poland</b>					
	35 SAJNOK Szymon					
	309 BANASZEK Alan					
	316 STANISZEWSKI Daniel					
	317 TEKLINSKI Adrian					
10	<b>DEN - Denmark</b>					
	59 LARSEN Niklas					
	171 JOHANSEN Julius					
	172 MADSEN Frederik					
	173 VON FOLSACH Casper					
11	<b>NED - Netherlands</b>					
	30 EEFTING Roy					
	284 BEUKEBOOM Dion					
	290 PIETERS Roy					
	292 VAN SCHIP Jan Willem					
12	<b>GER - Germany</b>					
	65 LISS Lucas					
	210 BOMMEL Henning					
	218 REINHARDT Theo					
	219 THIELE Kersten					
13	<b>ESP - Spain</b>					
	11 TORRES BARCELO Albert					
	60 TERUEL ROVIRA Eloy					
	174 GARCIA DE MATEOS RUBIO Vicente					
	176 MORA VEDRI Sebastian					
14	<b>BLR - Belarus</b>					
	5 TSISHKOU Raman					
	55 RAMANAU Raman					
	127 KARALIOK Yauheni					
	129 SHEMETAU Mikhail					
15	<b>CHN - China</b>					
	147 FAN Yang					
	150 QIN Chenlu					
	152 XUE Sai Fei					
	153 YUAN Zhong					

**Men's Team Pursuit / Poursuite par équipes hommes**

**Results and Final Classification / Résultats et classement final**

Thu 13 Apr 2017 - Race distance: 4000m

Rank	Country / Name	1000m	2000m 1000-2000	3000m 2000-3000	Time 3000-4000	Average Speed km/h
16	<b>HKG - Hong Kong</b>					
	19 LEUNG Chun Wing					
	228 KO Siu Wai					
	229 LEUNG Ka Yu					
	230 MOW Ching Yin					
	<b>CAN - Canada</b>				<b>DSQ</b>	

Communiqué approved by the Secretary of the Commissaires Panel:

.....

**Legend:**  
(X) Rider pulled out before the finish

12-16 April 2017

## Men's Team Pursuit / Poursuite par équipes hommes

### Finals / Finales

### Race Analysis / Analyse de la course

Thu 13 Apr 2017

#### BRONZE

ITA - Italy				GBR - Great Britain			
Distance	Time	Rank	Lap Time	Distance	Time	Rank	Lap Time
125m	13.337	2		125m	13.027	1	
250m	21.048	2	21.048	250m	20.661	1	20.661
375m	28.360	2		375m	27.820	1	
500m	35.484	2	14.436	500m	34.899	1	14.238
625m	42.679	2		625m	41.901	1	
750m	49.715	2	14.231	750m	49.001	1	14.102
875m	56.759	2		875m	56.112	1	
1000m	1:03.900	2	14.185	1000m	1:03.234	1	14.233
1125m	1:10.929	2		1125m	1:10.517	1	
1250m	1:18.034	2	14.134	1250m	1:17.654	1	14.420
1375m	1:25.317	2		1375m	1:24.748	1	
1500m	1:32.546	2	14.512	1500m	1:31.840	1	14.186
1625m	1:39.819	2		1625m	1:39.084	1	
1750m	1:46.975	2	14.429	1750m	1:46.248	1	14.408
1875m	1:54.055	2		1875m	1:53.556	1	
2000m	2:01.299	2	14.324	2000m	2:00.680	1	14.432
2125m	2:08.469	2		2125m	2:07.759	1	
2250m	2:15.605	2	14.306	2250m	2:14.917	1	14.237
2375m	2:22.882	2		2375m	2:22.093	1	
2500m	2:30.015	2	14.410	2500m	2:29.283	1	14.366
2625m	2:37.162	2		2625m	2:36.689	1	
2750m	2:44.465	2	14.450	2750m	2:44.028	1	14.745
2875m	2:51.699	2		2875m	2:51.356	1	
3000m	2:59.030	2	14.565	3000m	2:58.718	1	14.690
3125m	3:06.226	1		3125m	3:06.262	2	
3250m	3:13.534	1	14.504	3250m	3:13.886	2	15.168
3375m	3:20.680	1		3375m	3:21.314	2	
3500m	3:27.804	1	14.270	3500m	3:28.801	2	14.915
3625m	3:34.912	1		3625m	3:36.201	2	
3750m	3:42.252	1	14.448	3750m	3:43.771	2	14.970
3875m	3:49.631	1		3875m	3:51.157	2	
4000m	3:56.935	1	14.683	4000m	3:58.566	2	14.795

12-16 April 2017

**Men's Team Pursuit / Poursuite par équipes hommes**
**Finals / Finales**
**Race Analysis / Analyse de la course**

Thu 13 Apr 2017

**GOLD**

AUS - Australia				NZL - New Zealand			
Distance	Time	Rank	Lap Time	Distance	Time	Rank	Lap Time
125m	12.764	1		125m	13.317	2	
250m	20.497	1	20.497	250m	21.023	2	21.023
375m	27.673	1		375m	28.176	2	
500m	34.782	1	14.285	500m	35.192	2	14.169
625m	41.651	1		625m	42.118	2	
750m	48.531	1	13.749	750m	49.137	2	13.945
875m	55.544	1		875m	56.070	2	
1000m	1:02.483	1	13.952	1000m	1:03.028	2	13.891
1125m	1:09.432	1		1125m	1:10.019	2	
1250m	1:16.410	1	13.927	1250m	1:17.134	2	14.106
1375m	1:23.518	1		1375m	1:24.135	2	
1500m	1:30.452	1	14.042	1500m	1:31.145	2	14.011
1625m	1:37.362	1		1625m	1:38.194	2	
1750m	1:44.277	1	13.825	1750m	1:45.325	2	14.180
1875m	1:51.383	1		1875m	1:52.347	2	
2000m	1:58.378	1	14.101	2000m	1:59.329	2	14.004
2125m	2:05.408	1		2125m	2:06.471	2	
2250m	2:12.679	1	14.301	2250m	2:13.476	2	14.147
2375m	2:19.882	1		2375m	2:20.451	2	
2500m	2:27.097	1	14.418	2500m	2:27.610	2	14.134
2625m	2:34.343	1		2625m	2:34.653	2	
2750m	2:41.665	1	14.568	2750m	2:41.713	2	14.103
2875m	2:48.802	2		2875m	2:48.766	1	
3000m	2:55.860	2	14.195	3000m	2:55.836	1	14.123
3125m	3:02.885	1		3125m	3:03.097	2	
3250m	3:09.889	1	14.029	3250m	3:10.499	2	14.663
3375m	3:16.909	1		3375m	3:17.791	2	
3500m	3:24.019	1	14.130	3500m	3:25.204	2	14.705
3625m	3:30.924	1		3625m	3:32.376	2	
3750m	3:37.777	1	13.758	3750m	3:39.496	2	14.292
3875m	3:44.626	1		3875m	3:46.692	2	
4000m	3:51.503	1	13.726	4000m	3:53.979	2	14.483

## Men's Team Pursuit / Poursuite par équipes hommes

### Finals / Finales

#### Start List / Liste de départ

Thu 13 Apr 2017 - Race distance: 4000m

<b>World Record</b>	3:50.265 GBR - Great Britain	Rio (BRA)	12 AUG 2016
---------------------	------------------------------	-----------	-------------

Heat	Race Number	Country / Name	Time
FOR BRONZE	22	<b>ITA - Italy</b> CONSONNI Simone	_____
	243	BERTAZZO Liam	_____
	246	GANNA Filippo	_____
	248	LAMON Francesco	_____
		<b>GBR - Great Britain</b>	_____
	63	STEWART Mark	_____
	196	BURKE Steven	_____
	198	EMADI Kian	_____
	204	WOOD Oliver	_____
FOR GOLD	1	<b>AUS - Australia</b> WELSFORD Sam	_____
	51	MEYER Cameron	_____
	105	PORTER Alexander	_____
	109	YALLOURIS Nicholas	_____
		<b>NZL - New Zealand</b>	_____
	78	GOUGH Regan	_____
	297	BULLING Pieter	_____
	299	KENNETT Dylan	_____
	300	KERGOZOU Nicholas	_____

Communiqué approved by the Secretary of the Commissaires Panel:

**Note:**

The composition of the teams may be subject to change up to one hour before the start of the race.

## Men's Team Pursuit / Poursuite par équipes hommes

### First Round / Premier tour

### Results / Résultats

Wed 12 Apr 2017 - Race distance: 4000m

<b>World Record</b>	3:50.265 GBR - Great Britain	Rio (BRA)	12 AUG 2016
---------------------	------------------------------	-----------	-------------

Heat	Rank	Country / Name	1000m	2000m 1000-2000	3000m 2000-3000	Time 3000-4000	Average Speed km/h	
1	1	<b>RUS - Russia</b> 38 MANAKOV Viktor 323 EVTUSHENKO Alexander 325 KULIKOV Vladislav (X) 326 KURBATOV Alexey	1:04.242	2:01.086 56.844	3:00.033 58.947	<b>4:00.780</b> 1:00.747	59.805	
	2	<b>BEL - Belgium</b> 54 DE KETELE Kenny 119 DE PAUW Moreno 120 GHYS Robbe 121 THIJSSEN Gerben	1:04.108	2:02.500 58.392	3:01.697 59.197	<b>4:01.727</b> 1:00.030	59.571	
2	1	<b>GBR - Great Britain</b> 15 LATHAM Christopher 63 STEWART Mark 202 TENNANT Andrew (X) 204 WOOD Oliver	1:03.624	2:00.953 57.329	2:58.396 57.443	<b>3:56.796</b> 58.400	60.811	QB
	2	<b>SUI - Switzerland</b> 85 IMHOF Claudio 344 PASCHE Frank 345 PERIZZOLO Loic (X) 346 THIERY Cyrille	1:04.799	2:02.425 57.626	3:00.640 58.215	<b>4:00.405</b> 59.765	59.898	
3	1	<b>NZL - New Zealand</b> 78 GOUGH Regan (X) 297 BULLING Pieter 299 KENNETT Dylan 300 KERGOZOU Nicholas	1:04.021	2:00.386 56.365	2:56.891 56.505	<b>3:54.363</b> 57.472	61.443	QG
	2	<b>ITA - Italy</b> 22 CONSONNI Simone 72 SCARTEZZINI Michele 243 BERTAZZO Liam 246 GANNA Filippo (X)	1:03.926	2:01.267 57.341	2:58.529 57.262	<b>3:55.945</b> 57.416	61.031	QB



## Men's Team Pursuit / Poursuite par équipes hommes

### First Round / Premier tour

### Results / Résultats

Wed 12 Apr 2017 - Race distance: 4000m

Heat	Rank	Country / Name	1000m	2000m 1000-2000	3000m 2000-3000	Time 3000-4000	Average Speed km/h	
4	1	<b>AUS - Australia</b>	1:03.043	1:59.646	2:56.866	<b>3:54.125</b>	61.505	QG
		1 WELSFORD Sam		56.603	57.220	57.259		
		104 O'BRIEN Kelland						
		105 PORTER Alexander						
		108 WIGHT Rohan						
	2	<b>FRA - France</b>	1:02.971	1:59.638	2:58.802	<b>4:00.198</b>	59.950	
		13 THOMAS Benjamin		56.667	59.164	1:01.396		
		183 DENIS Thomas (X)						
		185 ERMENAUULT Corentin						
		187 MAITRE Florian						

#### Qualification rule:

The winners of heats 3 and 4 in the First round ride the final for the gold and silver medals.  
The remaining six teams will be ranked by their times in the First round and will be paired as follows:  
The two fastest teams ride the final for the bronze medal.  
The next two fastest teams ride the final for 5th and 6th places.  
The last two teams ride the final for 7th and 8th places.

Communiqué approved by the Secretary of the Commissaires Panel:

**Legend:**  
**QB** Qualified for Bronze      **QG** Qualified for Gold      **(X)** Rider pulled out before the finish

12-16 April 2017

## Men's Team Pursuit / Poursuite par équipes hommes

### First Round / Premier tour

### Race Analysis / Analyse de la course

Wed 12 Apr 2017

#### Heat 1

RUS - Russia				BEL - Belgium			
Distance	Time	Rank	Lap Time	Distance	Time	Rank	Lap Time
125m	13.680	2		125m	13.099	1	
250m	21.437	2	21.437	250m	20.760	1	20.760
375m	28.684	2		375m	28.094	1	
500m	35.833	2	14.396	500m	35.417	1	14.657
625m	42.914	2		625m	42.467	1	
750m	49.946	2	14.113	750m	49.737	1	14.320
875m	57.116	2		875m	56.892	1	
1000m	1:04.242	2	14.296	1000m	1:04.108	1	14.371
1125m	1:11.416	1		1125m	1:11.425	2	
1250m	1:18.692	1	14.450	1250m	1:18.693	2	14.585
1375m	1:25.784	1		1375m	1:25.998	2	
1500m	1:32.802	1	14.110	1500m	1:33.426	2	14.733
1625m	1:39.783	1		1625m	1:40.669	2	
1750m	1:46.930	1	14.128	1750m	1:47.898	2	14.472
1875m	1:53.914	1		1875m	1:55.265	2	
2000m	2:01.086	1	14.156	2000m	2:02.500	2	14.602
2125m	2:08.239	1		2125m	2:09.981	2	
2250m	2:15.692	1	14.606	2250m	2:17.335	2	14.835
2375m	2:23.266	1		2375m	2:24.841	2	
2500m	2:31.053	1	15.361	2500m	2:32.194	2	14.859
2625m	2:38.348	1		2625m	2:39.589	2	
2750m	2:45.529	1	14.476	2750m	2:47.101	2	14.907
2875m	2:52.874	1		2875m	2:54.389	2	
3000m	3:00.033	1	14.504	3000m	3:01.697	2	14.596
3125m	3:07.506	1		3125m	3:09.186	2	
3250m	3:15.169	1	15.136	3250m	3:16.581	2	14.884
3375m	3:22.570	1		3375m	3:24.256	2	
3500m	3:30.060	1	14.891	3500m	3:31.970	2	15.389
3625m	3:37.434	1		3625m	3:39.453	2	
3750m	3:45.160	1	15.100	3750m	3:47.118	2	15.148
3875m	3:52.993	1		3875m	3:54.486	2	
4000m	4:00.780	1	15.620	4000m	4:01.727	2	14.609

12-16 April 2017

**Men's Team Pursuit / Poursuite par équipes hommes**
**First Round / Premier tour**
**Race Analysis / Analyse de la course**

Wed 12 Apr 2017

**Heat 2**

GBR - Great Britain				SUI - Switzerland			
Distance	Time	Rank	Lap Time	Distance	Time	Rank	Lap Time
125m	12.996	1		125m	13.524	2	
250m	20.788	1	20.788	250m	21.368	2	21.368
375m	28.036	1		375m	28.751	2	
500m	35.218	1	14.430	500m	36.114	2	14.746
625m	42.296	1		625m	43.297	2	
750m	49.507	1	14.289	750m	50.568	2	14.454
875m	56.569	1		875m	57.715	2	
1000m	1:03.624	1	14.117	1000m	1:04.799	2	14.231
1125m	1:10.777	1		1125m	1:12.035	2	
1250m	1:17.924	1	14.300	1250m	1:19.181	2	14.382
1375m	1:25.106	1		1375m	1:26.379	2	
1500m	1:32.368	1	14.444	1500m	1:33.675	2	14.494
1625m	1:39.476	1		1625m	1:40.811	2	
1750m	1:46.694	1	14.326	1750m	1:48.069	2	14.394
1875m	1:53.824	1		1875m	1:55.247	2	
2000m	2:00.953	1	14.259	2000m	2:02.425	2	14.356
2125m	2:08.242	1		2125m	2:09.780	2	
2250m	2:15.414	1	14.461	2250m	2:16.975	2	14.550
2375m	2:22.458	1		2375m	2:24.176	2	
2500m	2:29.495	1	14.081	2500m	2:31.342	2	14.367
2625m	2:36.684	1		2625m	2:38.643	2	
2750m	2:43.790	1	14.295	2750m	2:45.907	2	14.565
2875m	2:51.141	1		2875m	2:53.203	2	
3000m	2:58.396	1	14.606	3000m	3:00.640	2	14.733
3125m	3:05.603	1		3125m	3:07.881	2	
3250m	3:13.005	1	14.609	3250m	3:15.289	2	14.649
3375m	3:20.262	1		3375m	3:22.770	2	
3500m	3:27.591	1	14.586	3500m	3:30.109	2	14.820
3625m	3:35.071	1		3625m	3:37.638	2	
3750m	3:42.318	1	14.727	3750m	3:45.093	2	14.984
3875m	3:49.514	1		3875m	3:52.711	2	
4000m	3:56.796	1	14.478	4000m	4:00.405	2	15.312

12-16 April 2017

**Men's Team Pursuit / Poursuite par équipes hommes**
**First Round / Premier tour**
**Race Analysis / Analyse de la course**

Wed 12 Apr 2017

**Heat 3**

NZL - New Zealand				ITA - Italy			
Distance	Time	Rank	Lap Time	Distance	Time	Rank	Lap Time
125m	13.476	2		125m	13.386	1	
250m	21.334	2	21.334	250m	21.013	1	21.013
375m	28.541	2		375m	28.359	1	
500m	35.685	2	14.351	500m	35.536	1	14.523
625m	42.716	1		625m	42.725	2	
750m	49.874	2	14.189	750m	49.786	1	14.250
875m	56.962	2		875m	56.890	1	
1000m	1:04.021	2	14.147	1000m	1:03.926	1	14.140
1125m	1:11.128	2		1125m	1:11.101	1	
1250m	1:18.372	2	14.351	1250m	1:18.153	1	14.227
1375m	1:25.382	1		1375m	1:25.399	2	
1500m	1:32.346	1	13.974	1500m	1:32.557	2	14.404
1625m	1:39.375	1		1625m	1:39.773	2	
1750m	1:46.535	1	14.189	1750m	1:46.908	2	14.351
1875m	1:53.472	1		1875m	1:54.040	2	
2000m	2:00.386	1	13.851	2000m	2:01.267	2	14.359
2125m	2:07.463	1		2125m	2:08.437	2	
2250m	2:14.401	1	14.015	2250m	2:15.593	2	14.326
2375m	2:21.375	1		2375m	2:22.904	2	
2500m	2:28.475	1	14.074	2500m	2:30.016	2	14.423
2625m	2:35.478	1		2625m	2:37.241	2	
2750m	2:42.531	1	14.056	2750m	2:44.374	2	14.358
2875m	2:49.607	1		2875m	2:51.428	2	
3000m	2:56.891	1	14.360	3000m	2:58.529	2	14.155
3125m	3:04.005	1		3125m	3:05.634	2	
3250m	3:11.093	1	14.202	3250m	3:12.861	2	14.332
3375m	3:18.199	1		3375m	3:19.957	2	
3500m	3:25.492	1	14.399	3500m	3:27.084	2	14.223
3625m	3:32.801	1		3625m	3:34.359	2	
3750m	3:39.944	1	14.452	3750m	3:41.487	2	14.403
3875m	3:47.110	1		3875m	3:48.705	2	
4000m	3:54.363	1	14.419	4000m	3:55.945	2	14.458

12-16 April 2017

**Men's Team Pursuit / Poursuite par équipes hommes**
**First Round / Premier tour**
**Race Analysis / Analyse de la course**

Wed 12 Apr 2017

**Heat 4**

AUS - Australia				FRA - France			
Distance	Time	Rank	Lap Time	Distance	Time	Rank	Lap Time
125m	12.925	1		125m	13.030	2	
250m	20.666	2	20.666	250m	20.599	1	20.599
375m	27.847	2		375m	27.756	1	
500m	34.970	2	14.304	500m	34.874	1	14.275
625m	41.904	1		625m	41.910	2	
750m	48.906	1	13.936	750m	49.000	2	14.126
875m	56.023	2		875m	55.944	1	
1000m	1:03.043	2	14.137	1000m	1:02.971	1	13.971
1125m	1:10.044	2		1125m	1:09.919	1	
1250m	1:17.187	2	14.144	1250m	1:16.901	1	13.930
1375m	1:24.184	2		1375m	1:23.931	1	
1500m	1:31.211	2	14.024	1500m	1:31.058	1	14.157
1625m	1:38.324	2		1625m	1:38.084	1	
1750m	1:45.309	2	14.098	1750m	1:45.289	1	14.231
1875m	1:52.544	2		1875m	1:52.352	1	
2000m	1:59.646	2	14.337	2000m	1:59.638	1	14.349
2125m	2:06.725	1		2125m	2:06.921	2	
2250m	2:13.829	1	14.183	2250m	2:14.080	2	14.442
2375m	2:21.045	1		2375m	2:21.327	2	
2500m	2:28.215	1	14.386	2500m	2:28.764	2	14.684
2625m	2:35.342	1		2625m	2:36.432	2	
2750m	2:42.603	1	14.388	2750m	2:43.827	2	15.063
2875m	2:49.733	1		2875m	2:51.418	2	
3000m	2:56.866	1	14.263	3000m	2:58.802	2	14.975
3125m	3:03.985	1		3125m	3:06.219	2	
3250m	3:11.224	1	14.358	3250m	3:13.862	2	15.060
3375m	3:18.404	1		3375m	3:21.580	2	
3500m	3:25.762	1	14.538	3500m	3:29.597	2	15.735
3625m	3:32.856	1		3625m	3:37.461	2	
3750m	3:39.936	1	14.174	3750m	3:45.003	2	15.406
3875m	3:47.002	1		3875m	3:52.563	2	
4000m	3:54.125	1	14.189	4000m	4:00.198	2	15.195

## Men's Team Pursuit / Poursuite par équipes hommes

### First Round / Premier tour

### Start List / Liste de départ

Wed 12 Apr 2017 - Race distance: 4000m

<b>World Record</b>	3:50.265 GBR - Great Britain	Rio (BRA)	12 AUG 2016
---------------------	------------------------------	-----------	-------------

Heat	Race Number	Country / Name	Time
1		<b>RUS - Russia</b>	
	38	MANAKOV Viktor	
	323	EVTUSHENKO Alexander	
	325	KULIKOV Vladislav	
	326	KURBATOV Alexey	
		<b>BEL - Belgium</b>	
	54	DE KETELE Kenny	
	119	DE PAUW Moreno	
	120	GHYS Robbe	
	121	THIJSEN Gerben	
2		<b>GBR - Great Britain</b>	
	15	LATHAM Christopher	
	63	STEWART Mark	
	202	TENNANT Andrew	
	204	WOOD Oliver	
		<b>SUI - Switzerland</b>	
	85	IMHOF Claudio	
	344	PASCHE Frank	
	345	PERIZZOLO Loic	
	346	THIERY Cyrille	
3		<b>NZL - New Zealand</b>	
	78	GOUGH Regan	
	297	BULLING Pieter	
	299	KENNETT Dylan	
	300	KERGOZOU Nicholas	
		<b>ITA - Italy</b>	
	22	CONSONNI Simone	
	72	SCARTEZZINI Michele	
	243	BERTAZZO Liam	
	246	GANNA Filippo	
4		<b>AUS - Australia</b>	
	1	WELSFORD Sam	
	104	O'BRIEN Kelland	
	105	PORTER Alexander	
	108	WIGHT Rohan	
		<b>FRA - France</b>	
	13	THOMAS Benjamin	
	183	DENIS Thomas	
	185	ERMENAULT Corentin	
	187	MAITRE Florian	

#### Qualification rule:

The winners of heats 3 and 4 in the First round ride the final for the gold and silver medals.  
The remaining six teams will be ranked by their times in the First round and will be paired as follows:  
The two fastest teams ride the final for the bronze medal.

**Men's Team Pursuit / Poursuite par équipes hommes****First Round / Premier tour****Start List / Liste de départ**

Wed 12 Apr 2017 - Race distance: 4000m

Heat	Race Number	Country / Name	Time
------	----------------	-------------------	------

Communiqué approved by the Secretary of the Commissaires Panel:

**Note:**

The composition of the teams may be subject to change up to one hour before the start of the race.

## Men's Team Pursuit / Poursuite par équipes hommes

### Qualifying / Qualifications

### Results / Résultats

Wed 12 Apr 2017 - Race distance: 4000m

<b>World Record</b>	3:50.265 GBR - Great Britain	Rio (BRA)	12 AUG 2016
---------------------	------------------------------	-----------	-------------

Rank	Country / Name	1000m	2000m 1000-2000	3000m 2000-3000	Time 3000-4000	Average Speed km/h
1	<b>AUS - Australia</b> 1 WELSFORD Sam 51 MEYER Cameron 104 O'BRIEN Kelland 105 PORTER Alexander	1:02.516 (1)	1:58.527 (1) 56.011 (1)	2:54.546 (1) 56.019 (1)	<b>3:50.577</b> 56.031 (1)	62.452
2	<b>NZL - New Zealand</b> 78 GOUGH Regan 297 BULLING Pieter 299 KENNETT Dylan 300 KERGOZOU Nicholas	1:03.571 (2)	2:00.038 (2) 56.467 (2)	2:56.270 (2) 56.232 (2)	<b>3:53.422</b> 57.152 (2)	61.690
3	<b>ITA - Italy</b> 22 CONSONNI Simone 243 BERTAZZO Liam 246 GANNA Filippo 248 LAMON Francesco	1:03.930 (6)	2:01.607 (7) 57.677 (7)	2:58.576 (4) 56.969 (3)	<b>3:55.755</b> 57.179 (3)	61.080
4	<b>FRA - France</b> 13 THOMAS Benjamin 183 DENIS Thomas 185 ERMENAULT Corentin 187 MAITRE Florian	1:03.728 (3)	2:00.973 (4) 57.245 (4)	2:58.536 (3) 57.563 (4)	<b>3:56.357</b> 57.821 (4)	60.924
5	<b>GBR - Great Britain</b> 196 BURKE Steven 198 EMADI Kian 202 TENNANT Andrew 204 WOOD Oliver	1:03.877 (5)	2:01.594 (5) 57.717 (8)	2:59.817 (6) 58.223 (6)	<b>3:58.936</b> 59.119 (8)	60.267
6	<b>RUS - Russia</b> 38 MANAKOV Viktor 323 EVTUSHENKO Alexander 326 KURBATOV Alexey 329 SHILOV Sergei	1:03.740 (4)	2:00.422 (3) 56.682 (3)	2:58.661 (5) 58.239 (7)	<b>3:58.957</b> 1:00.296 (11)	60.261
7	<b>BEL - Belgium</b> 3 DE VYLDER Lindsay 54 DE KETELE Kenny 119 DE PAUW Moreno 120 GHYS Robbe	1:04.662 (9)	2:02.713 (9) 58.051 (9)	3:01.399 (9) 58.686 (9)	<b>3:59.951</b> 58.552 (6)	60.012
8	<b>SUI - Switzerland</b> 85 IMHOF Claudio 342 BEER Olivier 344 PASCHE Frank 346 THIERY Cyrille	1:04.260 (7)	2:01.883 (8) 57.623 (6)	3:00.300 (7) 58.417 (8)	<b>4:00.480</b> 1:00.180 (10)	59.880



## Men's Team Pursuit / Poursuite par équipes hommes

### Qualifying / Qualifications

### Results / Résultats

Wed 12 Apr 2017 - Race distance: 4000m

Rank	Country / Name	1000m	2000m 1000-2000	3000m 2000-3000	Time 3000-4000	Average Speed km/h
9	<b>POL - Poland</b> 35 SAJNOK Szymon 309 BANASZEK Alan 316 STANISZEWSKI Daniel 317 TEKLINSKI Adrian (X)	1:06.021 (15)	2:04.752 (15) 58.731 (14)	3:03.714 (13) 58.962 (11)	<b>4:02.219</b> 58.505 (5)	59.450
10	<b>DEN - Denmark</b> 59 LARSEN Niklas 171 JOHANSEN Julius 172 MADSEN Frederik 173 VON FOLSACH Casper	1:04.294 (8)	2:01.603 (6) 57.309 (5)	3:01.321 (8) 59.718 (14)	<b>4:02.443</b> 1:01.122 (13)	59.395
11	<b>NED - Netherlands</b> 30 EEFTING Roy (X) 284 BEUKEBOOM Dion 290 PIETERS Roy 292 VAN SCHIP Jan Willem	1:04.866 (10)	2:03.940 (12) 59.074 (15)	3:04.165 (15) 1:00.225 (15)	<b>4:03.273</b> 59.108 (7)	59.192
12	<b>GER - Germany</b> 65 LISS Lucas 210 BOMMEL Henning 218 REINHARDT Theo 219 THIELE Kersten (X)	1:05.245 (11)	2:03.673 (10) 58.428 (11)	3:01.734 (10) 58.061 (5)	<b>4:03.328</b> 1:01.594 (15)	59.179
13	<b>ESP - Spain</b> 11 TORRES BARCELO Albert 60 TERUEL ROVIRA Eloy (X) 174 GARCIA DE MATEOS RUBIO Vicente 176 MORA VEDRI Sebastian	1:05.710 (13)	2:03.906 (11) 58.196 (10)	3:02.745 (11) 58.839 (10)	<b>4:03.424</b> 1:00.679 (12)	59.156
14	<b>BLR - Belarus</b> 5 TSISHKOU Raman 55 RAMANAU Raman (X) 127 KARALIOK Yauheni 129 SHEMETAU Mikhail	1:05.743 (14)	2:04.356 (14) 58.613 (12)	3:03.750 (14) 59.394 (13)	<b>4:03.656</b> 59.906 (9)	59.099
15	<b>CHN - China</b> 147 FAN Yang 150 QIN Chenlu 152 XUE Sai Fei (X) 153 YUAN Zhong	1:05.517 (12)	2:04.164 (13) 58.647 (13)	3:03.351 (12) 59.187 (12)	<b>4:04.486</b> 1:01.135 (14)	58.899
16	<b>HKG - Hong Kong</b> 19 LEUNG Chun Wing 228 KO Siu Wai 229 LEUNG Ka Yu (X) 230 MOW Ching Yin	1:07.002 (16)	2:06.421 (16) 59.419 (16)	3:06.706 (16) 1:00.285 (16)	<b>4:11.086</b> 1:04.380 (16)	57.350
	<b>CAN - Canada</b>				<b>DSQ</b>	

## Men's Team Pursuit / Poursuite par équipes hommes

### Qualifying / Qualifications

### Results / Résultats

Wed 12 Apr 2017 - Race distance: 4000m

Rank	Country / Name	1000m	2000m 1000-2000	3000m 2000-3000	Time 3000-4000	Average Speed km/h
------	-------------------	-------	--------------------	--------------------	-------------------	--------------------------

#### Qualification rule:

The eight teams recording the best times in the qualifying round will be matched in the First round as follows:

The 6th fastest team against the 7th fastest team.

The 5th fastest team against the 8th fastest team.

The 2nd fastest team against the 3rd fastest team.

The fastest team against the 4th fastest team.

The winners of heats 3 and 4 in the First round ride the final for the gold and silver medals.

The remaining six teams will be ranked by their times in the First round and will be paired as follows:

The two fastest teams ride the final for the bronze medal.

Communiqué approved by the Secretary of the Commissaires Panel:

#### Legend:

**DSQ** Disqualified (X) Rider pulled out before the finish

#### Canada

Disqualification according to Art. 3.2.097

Disqualification pour article 3.2.097

12-16 April 2017

**Men's Team Pursuit / Poursuite par équipes hommes**
**Qualifying / Qualifications**
**Race Analysis / Analyse de la course**

Wed 12 Apr 2017

Heat 1				Heat 1			
Distance	NED - Netherlands		Lap Time	Distance	Time	Rank	Lap Time
	Time	Rank					
125m	13.345	6		125m			
250m	21.050	7	21.050	250m			
375m	28.336	7		375m			
500m	35.730	8	14.680	500m			
625m	42.973	8		625m			
750m	50.338	10	14.608	750m			
875m	57.601	10		875m			
1000m	1:04.866	10	14.528	1000m			
1125m	1:12.282	10		1125m			
1250m	1:19.562	10	14.696	1250m			
1375m	1:26.909	10		1375m			
1500m	1:34.400	11	14.838	1500m			
1625m	1:41.731	10		1625m			
1750m	1:49.176	11	14.776	1750m			
1875m	1:56.544	11		1875m			
2000m	2:03.940	12	14.764	2000m			
2125m	2:11.460	13		2125m			
2250m	2:18.859	13	14.919	2250m			
2375m	2:26.399	13		2375m			
2500m	2:33.888	13	15.029	2500m			
2625m	2:41.628	15		2625m			
2750m	2:49.169	15	15.281	2750m			
2875m	2:56.612	15		2875m			
3000m	3:04.165	15	14.996	3000m			
3125m	3:11.491	15		3125m			
3250m	3:18.812	14	14.647	3250m			
3375m	3:26.350	14		3375m			
3500m	3:33.704	13	14.892	3500m			
3625m	3:41.033	13		3625m			
3750m	3:48.381	13	14.677	3750m			
3875m	3:55.773	13		3875m			
4000m	4:03.273	11	14.892	4000m			

12-16 April 2017

**Men's Team Pursuit / Poursuite par équipes hommes**
**Qualifying / Qualifications**
**Race Analysis / Analyse de la course**

Wed 12 Apr 2017

Heat 2				Heat 2			
ESP - Spain				BLR - Belarus			
Distance	Time	Rank	Lap Time	Distance	Time	Rank	Lap Time
125m	13.761	14		125m	13.745	13	
250m	21.783	15	21.783	250m	21.773	14	21.773
375m	29.363	13		375m	29.460	15	
500m	36.564	13	14.781	500m	36.716	14	14.943
625m	43.883	13		625m	44.009	14	
750m	51.156	13	14.592	750m	51.157	14	14.441
875m	58.539	14		875m	58.452	13	
1000m	1:05.710	13	14.554	1000m	1:05.743	14	14.586
1125m	1:12.881	12		1125m	1:13.139	14	
1250m	1:20.075	12	14.365	1250m	1:20.347	15	14.604
1375m	1:27.416	12		1375m	1:27.669	15	
1500m	1:34.656	12	14.581	1500m	1:34.900	13	14.553
1625m	1:41.861	12		1625m	1:42.291	14	
1750m	1:49.260	12	14.604	1750m	1:49.541	13	14.641
1875m	1:56.545	12		1875m	1:56.971	14	
2000m	2:03.906	11	14.646	2000m	2:04.356	14	14.815
2125m	2:11.331	12		2125m	2:11.891	14	
2250m	2:18.570	12	14.664	2250m	2:19.233	14	14.877
2375m	2:25.875	11		2375m	2:26.707	14	
2500m	2:33.306	11	14.736	2500m	2:34.058	14	14.825
2625m	2:40.549	11		2625m	2:41.448	13	
2750m	2:47.802	11	14.496	2750m	2:48.952	14	14.894
2875m	2:55.246	11		2875m	2:56.268	13	
3000m	3:02.745	11	14.943	3000m	3:03.750	14	14.798
3125m	3:10.250	11		3125m	3:11.375	14	
3250m	3:17.578	11	14.833	3250m	3:18.951	15	15.201
3375m	3:24.807	11		3375m	3:26.366	15	
3500m	3:32.167	11	14.589	3500m	3:33.822	15	14.871
3625m	3:40.127	12		3625m	3:41.429	15	
3750m	3:47.853	12	15.686	3750m	3:48.836	14	15.014
3875m	3:55.631	12		3875m	3:56.318	14	
4000m	4:03.424	13	15.571	4000m	4:03.656	14	14.820

12-16 April 2017

## Men's Team Pursuit / Poursuite par équipes hommes

### Qualifying / Qualifications

### Race Analysis / Analyse de la course

Wed 12 Apr 2017

Heat 3				Heat 3			
Distance	GER - Germany			Distance	HKG - Hong Kong		
	Time	Rank	Lap Time		Time	Rank	Lap Time
125m	13.383	8		125m	14.013	16	
250m	21.165	8	21.165	250m	22.176	16	22.176
375m	28.621	10		375m	29.976	16	
500m	35.836	10	14.671	500m	37.415	16	15.239
625m	43.218	10		625m	44.856	16	
750m	50.540	11	14.704	750m	52.218	16	14.803
875m	57.971	11		875m	59.678	16	
1000m	1:05.245	11	14.705	1000m	1:07.002	16	14.784
1125m	1:12.579	11		1125m	1:14.403	16	
1250m	1:19.803	11	14.558	1250m	1:21.799	16	14.797
1375m	1:27.145	11		1375m	1:29.385	16	
1500m	1:34.393	10	14.590	1500m	1:36.780	16	14.981
1625m	1:41.742	11		1625m	1:44.205	16	
1750m	1:48.986	10	14.593	1750m	1:51.533	16	14.753
1875m	1:56.296	10		1875m	1:59.017	16	
2000m	2:03.673	10	14.687	2000m	2:06.421	16	14.888
2125m	2:10.792	10		2125m	2:13.886	16	
2250m	2:18.010	10	14.337	2250m	2:21.433	16	15.012
2375m	2:25.156	10		2375m	2:28.810	16	
2500m	2:32.437	10	14.427	2500m	2:36.166	16	14.733
2625m	2:39.634	10		2625m	2:43.732	16	
2750m	2:46.947	10	14.510	2750m	2:51.451	16	15.285
2875m	2:54.274	10		2875m	2:59.001	16	
3000m	3:01.734	10	14.787	3000m	3:06.706	16	15.255
3125m	3:08.953	10		3125m	3:14.498	16	
3250m	3:16.156	9	14.422	3250m	3:22.102	16	15.396
3375m	3:23.585	9		3375m	3:29.966	16	
3500m	3:31.650	9	15.494	3500m	3:37.993	16	15.891
3625m	3:39.419	10		3625m	3:46.338	16	
3750m	3:47.310	10	15.660	3750m	3:54.810	16	16.817
3875m	3:55.285	11		3875m	4:03.080	16	
4000m	4:03.328	12	16.018	4000m	4:11.086	16	16.276

12-16 April 2017

## Men's Team Pursuit / Poursuite par équipes hommes

### Qualifying / Qualifications

### Race Analysis / Analyse de la course

Wed 12 Apr 2017

Heat 4				Heat 4			
NZL - New Zealand				CAN - Canada			
Distance	Time	Rank	Lap Time	Distance	Time	Rank	Lap Time
125m	13.483	10		125m	13.599		
250m	21.316	10	21.316	250m	21.405		21.405
375m	28.468	8		375m	28.728		
500m	35.532	7	14.216	500m	36.050		14.645
625m	42.474	4		625m	43.206		
750m	49.514	3	13.982	750m	50.399		14.349
875m	56.538	2		875m	57.701		
1000m	1:03.571	2	14.057	1000m	1:04.942		14.543
1125m	1:10.627	2		1125m	1:12.191		
1250m	1:17.789	2	14.218	1250m	1:19.422		14.480
1375m	1:24.785	2		1375m	1:26.754		
1500m	1:31.761	2	13.972	1500m	1:33.930		14.508
1625m	1:38.846	2		1625m	1:41.091		
1750m	1:46.049	3	14.288	1750m	1:48.281		14.351
1875m	1:53.039	2		1875m	1:55.649		
2000m	2:00.038	2	13.989	2000m	2:03.048		14.767
2125m	2:07.159	2		2125m	2:10.387		
2250m	2:14.174	2	14.136	2250m	2:17.783		14.735
2375m	2:21.157	2		2375m	2:25.315		
2500m	2:28.247	2	14.073	2500m	2:32.769		14.986
2625m	2:35.254	2		2625m	2:40.200		
2750m	2:42.241	2	13.994	2750m	2:47.701		14.932
2875m	2:49.207	2		2875m	2:55.205		
3000m	2:56.270	2	14.029	3000m	3:02.880		15.179
3125m	3:03.239	2		3125m	3:10.504		
3250m	3:10.406	2	14.136	3250m	DSQ		
3375m	3:17.446	2		3375m			
3500m	3:24.775	2	14.369	3500m			
3625m	3:32.005	2		3625m			
3750m	3:39.096	2	14.321	3750m			
3875m	3:46.331	2		3875m			
4000m	3:53.422	2	14.326	4000m			

12-16 April 2017

## Men's Team Pursuit / Poursuite par équipes hommes

### Qualifying / Qualifications

### Race Analysis / Analyse de la course

Wed 12 Apr 2017

Heat 5				Heat 5			
DEN - Denmark				RUS - Russia			
Distance	Time	Rank	Lap Time	Distance	Time	Rank	Lap Time
125m	13.500	11		125m	13.363	7	
250m	21.598	12	21.598	250m	20.877	4	20.877
375m	29.192	12		375m	27.937	2	
500m	36.329	12	14.731	500m	35.085	2	14.208
625m	43.382	11		625m	42.219	2	
750m	50.307	9	13.978	750m	49.356	2	14.271
875m	57.368	8		875m	56.610	3	
1000m	1:04.294	8	13.987	1000m	1:03.740	4	14.384
1125m	1:11.360	7		1125m	1:10.859	4	
1250m	1:18.486	7	14.192	1250m	1:18.040	4	14.300
1375m	1:25.454	6		1375m	1:25.055	4	
1500m	1:32.564	5	14.078	1500m	1:31.992	3	13.952
1625m	1:39.638	5		1625m	1:39.094	3	
1750m	1:46.891	5	14.327	1750m	1:46.036	2	14.044
1875m	1:54.286	5		1875m	1:53.208	3	
2000m	2:01.603	6	14.712	2000m	2:00.422	3	14.386
2125m	2:09.016	7		2125m	2:07.836	3	
2250m	2:16.404	7	14.801	2250m	2:15.134	3	14.712
2375m	2:23.842	8		2375m	2:22.484	3	
2500m	2:31.476	8	15.072	2500m	2:29.939	5	14.805
2625m	2:38.928	8		2625m	2:37.141	5	
2750m	2:46.495	8	15.019	2750m	2:44.274	5	14.335
2875m	2:53.810	8		2875m	2:51.549	5	
3000m	3:01.321	8	14.826	3000m	2:58.661	5	14.387
3125m	3:08.908	9		3125m	3:05.947	5	
3250m	3:16.678	10	15.357	3250m	3:13.524	5	14.863
3375m	3:24.192	10		3375m	3:21.189	5	
3500m	3:31.708	10	15.030	3500m	3:28.570	5	15.046
3625m	3:39.306	9		3625m	3:35.904	5	
3750m	3:46.965	9	15.257	3750m	3:43.445	5	14.875
3875m	3:54.618	9		3875m	3:51.181	5	
4000m	4:02.443	10	15.478	4000m	3:58.957	6	15.512

12-16 April 2017

**Men's Team Pursuit / Poursuite par équipes hommes**
**Qualifying / Qualifications**
**Race Analysis / Analyse de la course**

Wed 12 Apr 2017

Heat 6				Heat 6			
BEL - Belgium				POL - Poland			
Distance	Time	Rank	Lap Time	Distance	Time	Rank	Lap Time
125m	13.018	2		125m	13.868	15	
250m	20.618	2	20.618	250m	21.769	13	21.769
375m	27.964	3		375m	29.427	14	
500m	35.391	5	14.773	500m	36.850	15	15.081
625m	42.691	7		625m	44.308	15	
750m	50.113	8	14.722	750m	51.527	15	14.677
875m	57.396	9		875m	58.704	15	
1000m	1:04.662	9	14.549	1000m	1:06.021	15	14.494
1125m	1:12.003	9		1125m	1:13.182	15	
1250m	1:19.228	9	14.566	1250m	1:20.308	14	14.287
1375m	1:26.436	9		1375m	1:27.640	14	
1500m	1:33.666	9	14.438	1500m	1:34.962	15	14.654
1625m	1:41.002	9		1625m	1:42.508	15	
1750m	1:48.175	9	14.509	1750m	1:49.909	15	14.947
1875m	1:55.350	9		1875m	1:57.428	15	
2000m	2:02.713	9	14.538	2000m	2:04.752	15	14.843
2125m	2:10.037	9		2125m	2:12.042	15	
2250m	2:17.493	9	14.780	2250m	2:19.464	15	14.712
2375m	2:24.766	9		2375m	2:26.769	15	
2500m	2:32.043	9	14.550	2500m	2:34.078	15	14.614
2625m	2:39.403	9		2625m	2:41.555	14	
2750m	2:46.680	9	14.637	2750m	2:48.940	13	14.862
2875m	2:53.972	9		2875m	2:56.439	14	
3000m	3:01.399	9	14.719	3000m	3:03.714	13	14.774
3125m	3:08.587	8		3125m	3:10.922	13	
3250m	3:15.760	8	14.361	3250m	3:18.030	12	14.316
3375m	3:23.125	8		3375m	3:25.268	12	
3500m	3:30.479	8	14.719	3500m	3:32.461	12	14.431
3625m	3:37.950	8		3625m	3:39.915	11	
3750m	3:45.363	8	14.884	3750m	3:47.513	11	15.052
3875m	3:52.626	7		3875m	3:54.858	10	
4000m	3:59.951	7	14.588	4000m	4:02.219	9	14.706



12-16 April 2017

**Men's Team Pursuit / Poursuite par équipes hommes**
**Qualifying / Qualifications**
**Race Analysis / Analyse de la course**

Wed 12 Apr 2017

Heat 7				Heat 7			
FRA - France				CHN - China			
Distance	Time	Rank	Lap Time	Distance	Time	Rank	Lap Time
125m	13.289	5		125m	13.477	9	
250m	20.958	6	20.958	250m	21.328	11	21.328
375m	28.114	5		375m	28.721	11	
500m	35.232	3	14.274	500m	36.158	11	14.830
625m	42.362	3		625m	43.494	12	
750m	49.636	4	14.404	750m	50.963	12	14.805
875m	56.641	4		875m	58.219	12	
1000m	1:03.728	3	14.092	1000m	1:05.517	12	14.554
1125m	1:10.739	3		1125m	1:12.942	13	
1250m	1:17.834	3	14.106	1250m	1:20.232	13	14.715
1375m	1:24.993	3		1375m	1:27.540	13	
1500m	1:32.296	4	14.462	1500m	1:34.949	14	14.717
1625m	1:39.445	4		1625m	1:42.250	13	
1750m	1:46.666	4	14.370	1750m	1:49.668	14	14.719
1875m	1:53.823	4		1875m	1:56.884	13	
2000m	2:00.973	4	14.307	2000m	2:04.164	13	14.496
2125m	2:08.255	4		2125m	2:11.325	11	
2250m	2:15.308	4	14.335	2250m	2:18.567	11	14.403
2375m	2:22.489	4		2375m	2:25.951	12	
2500m	2:29.590	3	14.282	2500m	2:33.373	12	14.806
2625m	2:36.755	3		2625m	2:40.996	12	
2750m	2:43.943	3	14.353	2750m	2:48.383	12	15.010
2875m	2:51.258	3		2875m	2:55.998	12	
3000m	2:58.536	3	14.593	3000m	3:03.351	12	14.968
3125m	3:05.892	4		3125m	3:10.883	12	
3250m	3:13.010	4	14.474	3250m	3:18.635	13	15.284
3375m	3:20.152	4		3375m	3:26.185	13	
3500m	3:27.288	4	14.278	3500m	3:33.800	14	15.165
3625m	3:34.594	4		3625m	3:41.363	14	
3750m	3:41.622	4	14.334	3750m	3:48.929	15	15.129
3875m	3:48.910	4		3875m	3:56.638	15	
4000m	3:56.357	4	14.735	4000m	4:04.486	15	15.557

12-16 April 2017

## Men's Team Pursuit / Poursuite par équipes hommes

### Qualifying / Qualifications

### Race Analysis / Analyse de la course

Wed 12 Apr 2017

Heat 8				Heat 8			
ITA - Italy				SUI - Switzerland			
Distance	Time	Rank	Lap Time	Distance	Time	Rank	Lap Time
125m	13.550	12		125m	13.199	4	
250m	21.224	9	21.224	250m	20.794	3	20.794
375m	28.563	9		375m	28.000	4	
500m	35.774	9	14.550	500m	35.280	4	14.486
625m	43.046	9		625m	42.543	5	
750m	50.058	7	14.284	750m	49.864	6	14.584
875m	57.014	6		875m	57.064	7	
1000m	1:03.930	6	13.872	1000m	1:04.260	7	14.396
1125m	1:10.992	5		1125m	1:11.573	8	
1250m	1:18.077	5	14.147	1250m	1:18.681	8	14.421
1375m	1:25.237	5		1375m	1:25.740	8	
1500m	1:32.565	6	14.488	1500m	1:32.944	8	14.263
1625m	1:39.836	6		1625m	1:40.094	8	
1750m	1:47.157	6	14.592	1750m	1:47.422	8	14.478
1875m	1:54.353	6		1875m	1:54.649	8	
2000m	2:01.607	7	14.450	2000m	2:01.883	8	14.461
2125m	2:08.691	5		2125m	2:09.269	8	
2250m	2:15.775	5	14.168	2250m	2:16.488	8	14.605
2375m	2:22.828	5		2375m	2:23.689	7	
2500m	2:29.898	4	14.123	2500m	2:30.858	7	14.370
2625m	2:37.090	4		2625m	2:38.182	7	
2750m	2:44.195	4	14.297	2750m	2:45.357	7	14.499
2875m	2:51.306	4		2875m	2:52.717	7	
3000m	2:58.576	4	14.381	3000m	3:00.300	7	14.943
3125m	3:05.720	3		3125m	3:07.745	7	
3250m	3:12.969	3	14.393	3250m	3:15.355	7	15.055
3375m	3:20.089	3		3375m	3:22.772	7	
3500m	3:27.280	3	14.311	3500m	3:30.178	7	14.823
3625m	3:34.322	3		3625m	3:37.754	7	
3750m	3:41.382	3	14.102	3750m	3:45.070	7	14.892
3875m	3:48.486	3		3875m	3:52.684	8	
4000m	3:55.755	3	14.373	4000m	4:00.480	8	15.410

12-16 April 2017

**Men's Team Pursuit / Poursuite par équipes hommes**
**Qualifying / Qualifications**
**Race Analysis / Analyse de la course**

Wed 12 Apr 2017

Heat 9				Heat 9			
AUS - Australia				GBR - Great Britain			
Distance	Time	Rank	Lap Time	Distance	Time	Rank	Lap Time
125m	12.843	1		125m	13.061	3	
250m	20.603	1	20.603	250m	20.944	5	20.944
375m	27.756	1		375m	28.259	6	
500m	34.831	1	14.228	500m	35.466	6	14.522
625m	41.796	1		625m	42.569	6	
750m	48.828	1	13.997	750m	49.725	5	14.259
875m	55.672	1		875m	56.792	5	
1000m	1:02.516	1	13.688	1000m	1:03.877	5	14.152
1125m	1:09.554	1		1125m	1:11.104	6	
1250m	1:16.502	1	13.986	1250m	1:18.267	6	14.390
1375m	1:23.442	1		1375m	1:25.479	7	
1500m	1:30.529	1	14.027	1500m	1:32.780	7	14.513
1625m	1:37.444	1		1625m	1:39.986	7	
1750m	1:44.536	1	14.007	1750m	1:47.331	7	14.551
1875m	1:51.532	1		1875m	1:54.490	7	
2000m	1:58.527	1	13.991	2000m	2:01.594	5	14.263
2125m	2:05.611	1		2125m	2:08.771	6	
2250m	2:12.553	1	14.026	2250m	2:15.948	6	14.354
2375m	2:19.467	1		2375m	2:23.200	6	
2500m	2:26.544	1	13.991	2500m	2:30.613	6	14.665
2625m	2:33.500	1		2625m	2:37.851	6	
2750m	2:40.446	1	13.902	2750m	2:45.034	6	14.421
2875m	2:47.527	1		2875m	2:52.309	6	
3000m	2:54.546	1	14.100	3000m	2:59.817	6	14.783
3125m	3:01.720	1		3125m	3:07.448	6	
3250m	3:08.723	1	14.177	3250m	3:14.890	6	15.073
3375m	3:15.651	1		3375m	3:22.435	6	
3500m	3:22.641	1	13.918	3500m	3:29.817	6	14.927
3625m	3:29.700	1		3625m	3:37.242	6	
3750m	3:36.853	1	14.212	3750m	3:44.430	6	14.613
3875m	3:43.692	1		3875m	3:51.618	6	
4000m	3:50.577	1	13.724	4000m	3:58.936	5	14.506

**Legend:**  
**DSQ** Disqualified

## Men's Team Pursuit / Poursuite par équipes hommes

### Qualifying / Qualifications

### Start List / Liste de départ

Wed 12 Apr 2017 - Race distance: 4000m

<b>World Record</b>	3:50.265 GBR - Great Britain	Rio (BRA)	12 AUG 2016
---------------------	------------------------------	-----------	-------------

Heat	Race Number	Country / Name	Time
1		<b>NED - Netherlands</b>	
	30	EEFTING Roy	
	284	BEUKEBOOM Dion	
	290	PIETERS Roy	
	292	VAN SCHIP Jan Willem	
2		<b>ESP - Spain</b>	
	11	TORRES BARCELO Albert	
	60	TERUEL ROVIRA Eloy	
	174	GARCIA DE MATEOS RUBIO Vicente	
	176	MORA VEDRI Sebastian	
		<b>BLR - Belarus</b>	
	5	TSISHKOU Raman	
	55	RAMANAU Raman	
	127	KARALIOK Yauheni	
129	SHEMETAU Mikhail		
3		<b>GER - Germany</b>	
	65	LISS Lucas	
	210	BOMMEL Henning	
	218	REINHARDT Theo	
	219	THIELE Kersten	
		<b>HKG - Hong Kong</b>	
	19	LEUNG Chun Wing	
	228	KO Siu Wai	
	229	LEUNG Ka Yu	
	230	MOW Ching Yin	
4		<b>NZL - New Zealand</b>	
	78	GOUGH Regan	
	297	BULLING Pieter	
	299	KENNETT Dylan	
	300	KERGOZOU Nicholas	
		<b>CAN - Canada</b>	
	6	CAVES Aidan	
	56	JAMIESON Adam	
	136	LAMOUREUX Jay	
	138	SIMPSON Bayley	

## Men's Team Pursuit / Poursuite par équipes hommes

### Qualifying / Qualifications

### Start List / Liste de départ

Wed 12 Apr 2017 - Race distance: 4000m

Heat	Race Number	Country / Name	Time
5		<b>DEN - Denmark</b>	
	59	LARSEN Niklas	
	171	JOHANSEN Julius	
	172	MADSEN Frederik	
	173	VON FOLSACH Casper	
		<b>RUS - Russia</b>	
	38	MANAKOV Viktor	
	323	EVTUSHENKO Alexander	
	326	KURBATOV Alexey	
	329	SHILOV Sergei	
6		<b>BEL - Belgium</b>	
	3	DE VYLDER Lindsay	
	54	DE KETELE Kenny	
	119	DE PAUW Moreno	
	120	GHYS Robbe	
		<b>POL - Poland</b>	
	35	SAJNOK Szymon	
	309	BANASZEK Alan	
	316	STANISZEWSKI Daniel	
	317	TEKLINSKI Adrian	
7		<b>FRA - France</b>	
	13	THOMAS Benjamin	
	183	DENIS Thomas	
	185	ERMENAULT Corentin	
	187	MAITRE Florian	
		<b>CHN - China</b>	
	147	FAN Yang	
	150	QIN Chenlu	
	152	XUE Sai Fei	
	153	YUAN Zhong	
8		<b>ITA - Italy</b>	
	22	CONSONNI Simone	
	243	BERTAZZO Liam	
	246	GANNA Filippo	
	248	LAMON Francesco	
		<b>SUI - Switzerland</b>	
	85	IMHOF Claudio	
	342	BEER Olivier	
	344	PASCHE Frank	
	346	THIERY Cyrille	

## Men's Team Pursuit / Poursuite par équipes hommes

### Qualifying / Qualifications

### Start List / Liste de départ

Wed 12 Apr 2017 - Race distance: 4000m

Heat	Race Number	Country / Name	Time
9		<b>AUS - Australia</b>	
	1	WELSFORD Sam	
	51	MEYER Cameron	
	104	O'BRIEN Kelland	
	105	PORTER Alexander	
		<b>GBR - Great Britain</b>	
	196	BURKE Steven	
	198	EMADI Kian	
	202	TENNANT Andrew	
	204	WOOD Oliver	

#### Qualification rule:

The eight teams recording the best times in the qualifying round will be matched in the First round as follows:

The 6th fastest team against the 7th fastest team.

The 5th fastest team against the 8th fastest team.

The 2nd fastest team against the 3rd fastest team.

The fastest team against the 4th fastest team.

The winners of heats 3 and 4 in the First round ride the final for the gold and silver medals.

The remaining six teams will be ranked by their times in the First round and will be paired as follows:

The two fastest teams ride the final for the bronze medal.

Communiqué approved by the Secretary of the Commissaires Panel:

#### Note:

The composition of the teams may be subject to change up to one hour before the start of the race.

## Men's Individual Pursuit / Poursuite individuelle hommes

### Results and Final Classification / Résultats et classement final

Fri 14 Apr 2017 - Race distance: 4000m

<b>World Record</b>	4:10.534 BOBRIDGE Jack	AUS	Sydney, NSW (AUS)	2 FEB 2011
---------------------	------------------------	-----	-------------------	------------

	Rank	Race Number	Name	Country Code	1000m	2000m 1000-2000	3000m 2000-3000	Time 3000-4000	Average Speed km/h
GOLD	1	103	KERBY Jordan	AUS	1:07.332	2:10.057 1:02.725	3:13.152 1:03.095	4:17.068 1:03.916	56.016
SILVER	2	246	GANNA Filippo	ITA	1:08.883	2:11.752 1:02.869	3:15.993 1:04.241	4:21.299 1:05.306	55.109
BRONZE	3	104	O'BRIEN Kelland	AUS	1:06.303	2:08.659 1:02.356	3:11.928 1:03.269	4:16.909 1:04.981	56.050
	4	185	ERMEHAULT Corentin	FRA	1:08.840	2:11.518 1:02.678	3:14.780 1:03.262	4:19.436 1:04.656	55.505
	5	323	EVTUSHENKO Alexander	RUS					
	6	37	OLIVEIRA Ivo	POR					
	7	316	STANISZEWSKI Daniel	POL					
	8	284	BEUKEBOOM Dion	NED					
	9	219	THIELE Kersten	GER					
	10	129	SHEMETAU Mikhail	BLR					
	11	300	KERGOZOU Nicholas	NZL					
	12	35	SAJNOK Szymon	POL					
	13	195	BOSTOCK Matthew	GBR					
	14	202	TENNANT Andrew	GBR					
	15	299	KENNETT Dylan	NZL					
	16	292	VAN SCHIP Jan Willem	NED					
	17	243	BERTAZZO Liam	ITA					
	18	183	DENIS Thomas	FRA					
	19	136	LAMOUREUX Jay	CAN					
	20	189	PIJOURLET Louis	FRA					
	21	215	FRAHM Jasper	GER					

**Men's Individual Pursuit / Poursuite individuelle hommes**
**Results and Final Classification / Résultats et classement final**

Fri 14 Apr 2017 - Race distance: 4000m

Rank	Race Number	Name	Country Code	1000m	2000m 1000-2000	3000m 2000-3000	Time 3000-4000	Average Speed km/h
22	174	GARCIA DE MATEOS RUBIO Vicente	ESP					
23	266	ZAKHAROV Artyom	KAZ					
24	247	GIORDANI Carloalberto	ITA					
25	24	IMAMURA Shunsuke	JPN					
26	228	KO Siu Wai	HKG					

Communiqué approved by the Secretary of the Commissaires Panel:



12-16 April 2017

**Men's Individual Pursuit / Poursuite individuelle hommes**
**Finals / Finales**
**Race Analysis / Analyse de la course**

Fri 14 Apr 2017

**BRONZE**

104 O'BRIEN Kelland - AUS				185 ERMENAULT Corentin - FRA			
Distance	Time	Rank	Lap Time	Distance	Time	Rank	Lap Time
125m	12.973	1		125m	13.566	2	
250m	20.796	1	20.796	250m	21.830	2	21.830
375m	28.248	1		375m	29.756	2	
500m	35.676	1	14.880	500m	37.608	2	15.778
625m	43.212	1		625m	45.426	2	
750m	50.826	1	15.150	750m	53.250	2	15.642
875m	58.557	1		875m	1:01.067	2	
1000m	1:06.303	1	15.477	1000m	1:08.840	2	15.590
1125m	1:14.036	1		1125m	1:16.621	2	
1250m	1:21.804	1	15.501	1250m	1:24.378	2	15.538
1375m	1:29.629	1		1375m	1:32.186	2	
1500m	1:37.467	1	15.663	1500m	1:40.009	2	15.631
1625m	1:45.298	1		1625m	1:47.866	2	
1750m	1:53.118	1	15.651	1750m	1:55.745	2	15.736
1875m	2:00.899	1		1875m	2:03.632	2	
2000m	2:08.659	1	15.541	2000m	2:11.518	2	15.773
2125m	2:16.455	1		2125m	2:19.401	2	
2250m	2:24.293	1	15.634	2250m	2:27.286	2	15.768
2375m	2:32.113	1		2375m	2:35.178	2	
2500m	2:39.935	1	15.642	2500m	2:43.060	2	15.774
2625m	2:47.858	1		2625m	2:50.972	2	
2750m	2:55.844	1	15.909	2750m	2:58.873	2	15.813
2875m	3:03.867	1		2875m	3:06.816	2	
3000m	3:11.928	1	16.084	3000m	3:14.780	2	15.907
3125m	3:19.980	1		3125m	3:22.781	2	
3250m	3:28.026	1	16.098	3250m	3:30.795	2	16.015
3375m	3:36.089	1		3375m	3:38.858	2	
3500m	3:44.197	1	16.171	3500m	3:46.977	2	16.182
3625m	3:52.350	1		3625m	3:55.087	2	
3750m	4:00.533	1	16.336	3750m	4:03.144	2	16.167
3875m	4:08.718	1		3875m	4:11.227	2	
4000m	4:16.909	1	16.376	4000m	4:19.436	2	16.292

12-16 April 2017

## Men's Individual Pursuit / Poursuite individuelle hommes

### Finals / Finales

### Race Analysis / Analyse de la course

Fri 14 Apr 2017

#### GOLD

103 KERBY Jordan - AUS				246 GANNA Filippo - ITA			
Distance	Time	Rank	Lap Time	Distance	Time	Rank	Lap Time
125m	13.104	1		125m	13.582	2	
250m	21.238	1	21.238	250m	21.873	2	21.873
375m	28.991	1		375m	29.819	2	
500m	36.628	1	15.390	500m	37.601	2	15.728
625m	44.244	1		625m	45.405	2	
750m	51.881	1	15.253	750m	53.217	2	15.616
875m	59.604	1		875m	1:01.074	2	
1000m	1:07.332	1	15.451	1000m	1:08.883	2	15.666
1125m	1:15.088	1		1125m	1:16.661	2	
1250m	1:22.914	1	15.582	1250m	1:24.429	2	15.546
1375m	1:30.719	1		1375m	1:32.247	2	
1500m	1:38.559	1	15.645	1500m	1:40.134	2	15.705
1625m	1:46.420	1		1625m	1:47.994	2	
1750m	1:54.276	1	15.717	1750m	1:55.944	2	15.810
1875m	2:02.178	1		1875m	2:03.863	2	
2000m	2:10.057	1	15.781	2000m	2:11.752	2	15.808
2125m	2:17.951	1		2125m	2:19.716	2	
2250m	2:25.866	1	15.809	2250m	2:27.724	2	15.972
2375m	2:33.770	1		2375m	2:35.674	2	
2500m	2:41.697	1	15.831	2500m	2:43.647	2	15.923
2625m	2:49.552	1		2625m	2:51.681	2	
2750m	2:57.414	1	15.717	2750m	2:59.771	2	16.124
2875m	3:05.299	1		2875m	3:07.869	2	
3000m	3:13.152	1	15.738	3000m	3:15.993	2	16.222
3125m	3:21.007	1		3125m	3:24.119	2	
3250m	3:28.901	1	15.749	3250m	3:32.215	2	16.222
3375m	3:36.840	1		3375m	3:40.359	2	
3500m	3:44.807	1	15.906	3500m	3:48.546	2	16.331
3625m	3:52.847	1		3625m	3:56.687	2	
3750m	4:00.925	1	16.118	3750m	4:04.926	2	16.380
3875m	4:08.992	1		3875m	4:13.101	2	
4000m	4:17.068	1	16.143	4000m	4:21.299	2	16.373

**Men's Individual Pursuit / Poursuite individuelle hommes****Finals / Finales****Start List / Liste de départ**

Fri 14 Apr 2017 - Race distance: 4000m

<b>World Record</b>	4:10.534 BOBRIDGE Jack	AUS	Sydney, NSW (AUS)	2 FEB 2011
---------------------	------------------------	-----	-------------------	------------

Heat	Race Number	Name	Country Code	Time
FOR	104	O'BRIEN Kelland	AUS	_____
BRONZE	185	ERMENAULT Corentin	FRA	_____
FOR	103	KERBY Jordan	AUS	_____
GOLD	246	GANNA Filippo	ITA	_____

Communiqué approved by the Secretary of the Commissaires Panel:

## Men's Individual Pursuit / Poursuite individuelle hommes

### Qualifying / Qualifications

### Results / Résultats

Fri 14 Apr 2017 - Race distance: 4000m

<b>World Record</b>	4:10.534 BOBRIDGE Jack	AUS	Sydney, NSW (AUS)	2 FEB 2011
---------------------	------------------------	-----	-------------------	------------

Rank	Race Number	Name	Country Code	1000m	2000m 1000-2000	3000m 2000-3000	Time 3000-4000	Average Speed km/h
1	103	KERBY Jordan	AUS	1:07.438 (2)	2:09.292 (1) 1:01.854 (2)	3:10.255 (1) 1:00.963 (1)	<b>4:12.172</b> 1:01.917 (1)	57.103
2	246	GANNA Filippo	ITA	1:08.469 (12)	2:10.703 (9) 1:02.234 (4)	3:12.247 (2) 1:01.544 (2)	<b>4:14.647</b> 1:02.400 (2)	56.548
3	104	O'BRIEN Kelland	AUS	1:07.414 (1)	2:10.120 (4) 1:02.706 (9)	3:12.730 (3) 1:02.610 (3)	<b>4:15.794</b> 1:03.064 (3)	56.295
4	185	ERMENAUULT Corentin	FRA	1:08.003 (6)	2:10.458 (7) 1:02.455 (7)	3:13.653 (6) 1:03.195 (4)	<b>4:17.543</b> 1:03.890 (5)	55.912
5	323	EVTUSHENKO Alexander	RUS	1:08.056 (7)	2:09.527 (2) 1:01.471 (1)	3:12.916 (4) 1:03.389 (6)	<b>4:19.185</b> 1:06.269 (16)	55.558
6	37	OLIVEIRA Ivo	POR	1:08.286 (10)	2:11.240 (11) 1:02.954 (10)	3:14.938 (10) 1:03.698 (8)	<b>4:19.250</b> 1:04.312 (7)	55.544
7	316	STANISZEWSKI Daniel	POL	1:08.068 (9)	2:11.059 (10) 1:02.991 (11)	3:14.811 (8) 1:03.752 (10)	<b>4:19.411</b> 1:04.600 (8)	55.510
8	284	BEUKEBOOM Dion	NED	1:07.533 (3)	2:09.907 (3) 1:02.374 (5)	3:13.649 (5) 1:03.742 (9)	<b>4:19.621</b> 1:05.972 (13)	55.465
9	219	THIELE Kersten	GER	1:09.635 (20)	2:12.805 (17) 1:03.170 (12)	3:16.009 (12) 1:03.204 (5)	<b>4:20.052</b> 1:04.043 (6)	55.373
10	129	SHEMETAU Mikhail	BLR	1:07.809 (5)	2:10.276 (5) 1:02.467 (8)	3:14.524 (7) 1:04.248 (13)	<b>4:20.363</b> 1:05.839 (11)	55.307
11	300	KERGOZOU Nicholas	NZL	1:08.058 (8)	2:10.442 (6) 1:02.384 (6)	3:14.891 (9) 1:04.449 (15)	<b>4:21.333</b> 1:06.442 (17)	55.102
12	35	SAJNOK Szymon	POL	1:08.807 (14)	2:12.638 (16) 1:03.831 (16)	3:17.246 (16) 1:04.608 (16)	<b>4:21.914</b> 1:04.668 (9)	54.979
13	195	BOSTOCK Matthew	GBR	1:10.305 (23)	2:14.955 (21) 1:04.650 (20)	3:19.052 (20) 1:04.097 (11)	<b>4:22.122</b> 1:03.070 (4)	54.936
14	202	TENNANT Andrew	GBR	1:08.929 (17)	2:12.919 (18) 1:03.990 (17)	3:16.561 (15) 1:03.642 (7)	<b>4:22.664</b> 1:06.103 (15)	54.822
15	299	KENNETT Dylan	NZL	1:08.493 (13)	2:10.540 (8) 1:02.047 (3)	3:14.961 (11) 1:04.421 (14)	<b>4:23.136</b> 1:08.175 (20)	54.724
16	292	VAN SCHIP Jan Willem	NED	1:08.838 (15)	2:12.241 (14) 1:03.403 (13)	3:16.432 (14) 1:04.191 (12)	<b>4:23.843</b> 1:07.411 (19)	54.577
17	243	BERTAZZO Liam	ITA	1:09.163 (19)	2:12.603 (15) 1:03.440 (14)	3:17.625 (17) 1:05.022 (19)	<b>4:24.561</b> 1:06.936 (18)	54.429
18	183	DENIS Thomas	FRA	1:07.588 (4)	2:11.641 (12) 1:04.053 (18)	3:16.331 (13) 1:04.690 (17)	<b>4:24.577</b> 1:08.246 (22)	54.426
19	136	LAMOUREUX Jay	CAN	1:08.938 (18)	2:13.780 (20) 1:04.842 (21)	3:19.042 (19) 1:05.262 (21)	<b>4:25.042</b> 1:06.000 (14)	54.331
20	189	PIJOURLET Louis	FRA	1:10.199 (22)	2:15.715 (23) 1:05.516 (23)	3:20.884 (23) 1:05.169 (20)	<b>4:26.047</b> 1:05.163 (10)	54.125
21	215	FRAHM Jasper	GER	1:10.047 (21)	2:15.372 (22) 1:05.325 (22)	3:20.230 (21) 1:04.858 (18)	<b>4:26.078</b> 1:05.848 (12)	54.119
22	174	GARCIA DE MATEOS RUBIO Vicente	ESP	1:08.901 (16)	2:13.281 (19) 1:04.380 (19)	3:20.778 (22) 1:07.497 (25)	<b>4:28.997</b> 1:08.219 (21)	53.532

## Men's Individual Pursuit / Poursuite individuelle hommes

### Qualifying / Qualifications

### Results / Résultats

Fri 14 Apr 2017 - Race distance: 4000m

Rank	Race Number	Name	Country Code	1000m	2000m 1000-2000	3000m 2000-3000	Time 3000-4000	Average Speed km/h
23	266	ZAKHAROV Artyom	KAZ	1:08.431 (11)	2:12.214 (13) 1:03.783 (15)	3:18.686 (18) 1:06.472 (22)	<b>4:29.154</b> 1:10.468 (26)	53.500
24	247	GIORDANI Carloalberto	ITA	1:10.751 (25)	2:16.943 (25) 1:06.192 (24)	3:23.484 (24) 1:06.541 (23)	<b>4:32.045</b> 1:08.561 (23)	52.932
25	24	IMAMURA Shunsuke	JPN	1:12.089 (26)	2:18.512 (26) 1:06.423 (26)	3:25.548 (25) 1:07.036 (24)	<b>4:35.093</b> 1:09.545 (25)	52.345
26	228	KO Siu Wai	HKG	1:10.595 (24)	2:16.813 (24) 1:06.218 (25)	3:25.772 (26) 1:08.959 (26)	<b>4:35.233</b> 1:09.461 (24)	52.319

#### Qualification rule:

Fastest 2 riders race for Gold, and 3rd and 4th riders race for Bronze.

Communiqué approved by the Secretary of the Commissaires Panel:

12-16 April 2017

**Men's Individual Pursuit / Poursuite individuelle hommes**
**Qualifying / Qualifications**
**Race Analysis / Analyse de la course**

Fri 14 Apr 2017

**Heat 1**

247 GIORDANI Carloalberto - ITA				219 THIELE Kersten - GER			
Distance	Time	Rank	Lap Time	Distance	Time	Rank	Lap Time
125m	13.547	16		125m	13.571	18	
250m	21.962	18	21.962	250m	22.168	21	22.168
375m	30.051	19		375m	30.292	25	
500m	38.034	21	16.072	500m	38.191	25	16.023
625m	46.009	22		625m	46.034	23	
750m	54.125	23	16.091	750m	53.895	20	15.704
875m	1:02.378	25		875m	1:01.743	20	
1000m	1:10.751	25	16.626	1000m	1:09.635	20	15.740
1125m	1:19.103	25		1125m	1:17.522	20	
1250m	1:27.445	25	16.694	1250m	1:25.408	20	15.773
1375m	1:35.711	25		1375m	1:33.326	20	
1500m	1:43.950	25	16.505	1500m	1:41.265	20	15.857
1625m	1:52.186	25		1625m	1:49.201	19	
1750m	2:00.422	25	16.472	1750m	1:57.087	18	15.822
1875m	2:08.690	25		1875m	2:04.947	17	
2000m	2:16.943	25	16.521	2000m	2:12.805	17	15.718
2125m	2:25.184	24		2125m	2:20.647	15	
2250m	2:33.429	24	16.486	2250m	2:28.527	14	15.722
2375m	2:41.630	24		2375m	2:36.421	14	
2500m	2:49.834	24	16.405	2500m	2:44.313	14	15.786
2625m	2:58.126	24		2625m	2:52.239	14	
2750m	3:06.492	24	16.658	2750m	3:00.136	13	15.823
2875m	3:14.939	24		2875m	3:08.071	12	
3000m	3:23.484	24	16.992	3000m	3:16.009	12	15.873
3125m	3:32.120	24		3125m	3:23.902	12	
3250m	3:40.647	24	17.163	3250m	3:31.972	12	15.963
3375m	3:49.198	24		3375m	3:39.918	11	
3500m	3:57.742	24	17.095	3500m	3:47.884	10	15.912
3625m	4:06.317	24		3625m	3:55.868	10	
3750m	4:14.922	24	17.180	3750m	4:03.894	10	16.010
3875m	4:23.503	24		3875m	4:11.913	9	
4000m	4:32.045	24	17.123	4000m	4:20.052	9	16.158

12-16 April 2017

**Men's Individual Pursuit / Poursuite individuelle hommes**
**Qualifying / Qualifications**
**Race Analysis / Analyse de la course**

Fri 14 Apr 2017

**Heat 2**

189 PIJOURLET Louis - FRA				292 VAN SCHIP Jan Willem - NED			
Distance	Time	Rank	Lap Time	Distance	Time	Rank	Lap Time
125m	13.690	21		125m	13.312	12	
250m	22.320	24	22.320	250m	21.523	9	21.523
375m	30.290	24		375m	29.485	15	
500m	38.121	23	15.801	500m	37.328	15	15.805
625m	45.949	21		625m	45.187	15	
750m	53.952	22	15.831	750m	53.107	16	15.779
875m	1:02.044	22		875m	1:01.000	16	
1000m	1:10.199	22	16.247	1000m	1:08.838	15	15.731
1125m	1:18.295	22		1125m	1:16.715	15	
1250m	1:26.474	23	16.275	1250m	1:24.618	15	15.780
1375m	1:34.621	23		1375m	1:32.540	15	
1500m	1:42.802	23	16.328	1500m	1:40.456	14	15.838
1625m	1:51.010	23		1625m	1:48.393	14	
1750m	1:59.247	23	16.445	1750m	1:56.323	14	15.867
1875m	2:07.434	23		1875m	2:04.284	14	
2000m	2:15.715	23	16.468	2000m	2:12.241	14	15.918
2125m	2:23.881	23		2125m	2:20.212	13	
2250m	2:32.079	23	16.364	2250m	2:28.148	13	15.907
2375m	2:40.226	23		2375m	2:36.116	13	
2500m	2:48.368	23	16.289	2500m	2:44.107	13	15.959
2625m	2:56.478	23		2625m	2:52.139	13	
2750m	3:04.640	23	16.272	2750m	3:00.182	14	16.075
2875m	3:12.748	23		2875m	3:08.272	14	
3000m	3:20.884	23	16.244	3000m	3:16.432	14	16.250
3125m	3:29.048	22		3125m	3:24.639	15	
3250m	3:37.269	22	16.385	3250m	3:32.904	14	16.472
3375m	3:45.376	22		3375m	3:41.237	14	
3500m	3:53.547	22	16.278	3500m	3:49.605	14	16.701
3625m	4:01.650	21		3625m	3:58.086	15	
3750m	4:09.789	21	16.242	3750m	4:06.601	16	16.996
3875m	4:17.885	21		3875m	4:15.161	16	
4000m	4:26.047	20	16.258	4000m	4:23.843	16	17.242

12-16 April 2017

## Men's Individual Pursuit / Poursuite individuelle hommes

### Qualifying / Qualifications

### Race Analysis / Analyse de la course

Fri 14 Apr 2017

#### Heat 3

323 EVTUSHENKO Alexander - RUS				24 IMAMURA Shunsuke - JPN			
Distance	Time	Rank	Lap Time	Distance	Time	Rank	Lap Time
125m	13.065	4		125m	14.240	26	
250m	21.313	7	21.313	250m	22.753	26	22.753
375m	29.280	8		375m	31.004	26	
500m	37.160	9	15.847	500m	39.162	26	16.409
625m	44.944	11		625m	47.312	26	
750m	52.668	11	15.508	750m	55.523	26	16.361
875m	1:00.352	9		875m	1:03.784	26	
1000m	1:08.056	7	15.388	1000m	1:12.089	26	16.566
1125m	1:15.764	6		1125m	1:20.420	26	
1250m	1:23.473	5	15.417	1250m	1:28.768	26	16.679
1375m	1:31.165	5		1375m	1:37.118	26	
1500m	1:38.794	5	15.321	1500m	1:45.505	26	16.737
1625m	1:46.436	3		1625m	1:53.885	26	
1750m	1:54.101	2	15.307	1750m	2:02.185	26	16.680
1875m	2:01.812	2		1875m	2:10.330	26	
2000m	2:09.527	2	15.426	2000m	2:18.512	26	16.327
2125m	2:17.327	2		2125m	2:26.714	26	
2250m	2:25.183	2	15.656	2250m	2:34.984	26	16.472
2375m	2:33.026	2		2375m	2:43.314	26	
2500m	2:40.921	2	15.738	2500m	2:51.697	26	16.713
2625m	2:48.855	2		2625m	3:00.090	26	
2750m	2:56.853	2	15.932	2750m	3:08.549	26	16.852
2875m	3:04.872	3		2875m	3:17.040	25	
3000m	3:12.916	4	16.063	3000m	3:25.548	25	16.999
3125m	3:21.008	4		3125m	3:34.120	25	
3250m	3:29.200	4	16.284	3250m	3:42.773	26	17.225
3375m	3:37.454	5		3375m	3:51.459	26	
3500m	3:45.747	5	16.547	3500m	4:00.136	26	17.363
3625m	3:54.083	5		3625m	4:08.875	26	
3750m	4:02.474	5	16.727	3750m	4:17.595	26	17.459
3875m	4:10.821	5		3875m	4:26.335	26	
4000m	4:19.185	5	16.711	4000m	4:35.093	25	17.498



12-16 April 2017

**Men's Individual Pursuit / Poursuite individuelle hommes**
**Qualifying / Qualifications**
**Race Analysis / Analyse de la course**

Fri 14 Apr 2017

**Heat 4**

215 FRAHM Jasper - GER				103 KERBY Jordan - AUS			
Distance	Time	Rank	Lap Time	Distance	Time	Rank	Lap Time
125m	13.942	24		125m	13.075	5	
250m	22.336	25	22.336	250m	21.209	4	21.209
375m	30.195	22		375m	29.009	4	
500m	37.982	20	15.646	500m	36.705	3	15.496
625m	45.876	20		625m	44.405	3	
750m	53.910	21	15.928	750m	52.078	3	15.373
875m	1:01.930	21		875m	59.761	3	
1000m	1:10.047	21	16.137	1000m	1:07.438	2	15.360
1125m	1:18.115	21		1125m	1:15.139	1	
1250m	1:26.240	21	16.193	1250m	1:22.863	1	15.425
1375m	1:34.440	21		1375m	1:30.624	1	
1500m	1:42.681	22	16.441	1500m	1:38.365	1	15.502
1625m	1:50.858	22		1625m	1:46.080	1	
1750m	1:59.019	22	16.338	1750m	1:53.820	1	15.455
1875m	2:07.192	22		1875m	2:01.559	1	
2000m	2:15.372	22	16.353	2000m	2:09.292	1	15.472
2125m	2:23.544	22		2125m	2:16.982	1	
2250m	2:31.668	22	16.296	2250m	2:24.658	1	15.366
2375m	2:39.796	22		2375m	2:32.269	1	
2500m	2:47.909	22	16.241	2500m	2:39.851	1	15.193
2625m	2:55.930	22		2625m	2:47.404	1	
2750m	3:03.976	22	16.067	2750m	2:55.000	1	15.149
2875m	3:12.078	21		2875m	3:02.603	1	
3000m	3:20.230	21	16.254	3000m	3:10.255	1	15.255
3125m	3:28.320	21		3125m	3:17.960	1	
3250m	3:36.453	21	16.223	3250m	3:25.711	1	15.456
3375m	3:44.570	20		3375m	3:33.442	1	
3500m	3:52.816	20	16.363	3500m	3:41.146	1	15.435
3625m	4:01.097	20		3625m	3:48.849	1	
3750m	4:09.394	20	16.578	3750m	3:56.617	1	15.471
3875m	4:17.678	20		3875m	4:04.401	1	
4000m	4:26.078	21	16.684	4000m	4:12.172	1	15.555

12-16 April 2017

**Men's Individual Pursuit / Poursuite individuelle hommes**
**Qualifying / Qualifications**
**Race Analysis / Analyse de la course**

Fri 14 Apr 2017

**Heat 5**

202 TENNANT Andrew - GBR				195 BOSTOCK Matthew - GBR			
Distance	Time	Rank	Lap Time	Distance	Time	Rank	Lap Time
125m	13.240	9		125m	13.623	20	
250m	21.549	12	21.549	250m	22.100	19	22.100
375m	29.446	11		375m	30.119	21	
500m	37.214	12	15.665	500m	38.102	22	16.002
625m	45.023	12		625m	46.094	24	
750m	52.904	12	15.690	750m	54.157	24	16.055
875m	1:00.853	14		875m	1:02.231	23	
1000m	1:08.929	17	16.025	1000m	1:10.305	23	16.148
1125m	1:16.993	18		1125m	1:18.365	23	
1250m	1:25.054	19	16.125	1250m	1:26.447	22	16.142
1375m	1:33.117	19		1375m	1:34.472	22	
1500m	1:41.148	18	16.094	1500m	1:42.554	21	16.107
1625m	1:49.135	18		1625m	1:50.649	21	
1750m	1:57.088	19	15.940	1750m	1:58.744	21	16.190
1875m	2:05.018	18		1875m	2:06.872	21	
2000m	2:12.919	18	15.831	2000m	2:14.955	21	16.211
2125m	2:20.839	18		2125m	2:23.021	21	
2250m	2:28.757	18	15.838	2250m	2:31.052	21	16.097
2375m	2:36.702	15		2375m	2:39.067	21	
2500m	2:44.633	15	15.876	2500m	2:47.080	21	16.028
2625m	2:52.566	15		2625m	2:55.093	21	
2750m	3:00.517	15	15.884	2750m	3:03.083	20	16.003
2875m	3:08.516	15		2875m	3:11.073	20	
3000m	3:16.561	15	16.044	3000m	3:19.052	20	15.969
3125m	3:24.623	14		3125m	3:27.014	18	
3250m	3:32.758	13	16.197	3250m	3:34.929	18	15.877
3375m	3:40.968	13		3375m	3:42.818	18	
3500m	3:49.207	13	16.449	3500m	3:50.599	17	15.670
3625m	3:57.494	12		3625m	3:58.382	17	
3750m	4:05.838	12	16.631	3750m	4:06.216	15	15.617
3875m	4:14.233	14		3875m	4:14.104	13	
4000m	4:22.664	14	16.826	4000m	4:22.122	13	15.906

12-16 April 2017

**Men's Individual Pursuit / Poursuite individuelle hommes**
**Qualifying / Qualifications**
**Race Analysis / Analyse de la course**

Fri 14 Apr 2017

**Heat 6**

174 GARCIA DE MATEOS RUBIO Vicente - ESP				129 SHEMETAU Mikhail - BLR			
Distance	Time	Rank	Lap Time	Distance	Time	Rank	Lap Time
125m	13.301	11		125m	13.568	17	
250m	21.541	11	21.541	250m	21.653	15	21.653
375m	29.409	10		375m	29.469	13	
500m	37.267	13	15.726	500m	37.201	11	15.548
625m	45.153	14		625m	44.899	10	
750m	53.038	15	15.771	750m	52.557	9	15.356
875m	1:00.958	15		875m	1:00.174	5	
1000m	1:08.901	16	15.863	1000m	1:07.809	5	15.252
1125m	1:16.841	16		1125m	1:15.451	4	
1250m	1:24.802	16	15.901	1250m	1:23.140	4	15.331
1375m	1:32.796	16		1375m	1:30.921	4	
1500m	1:40.826	17	16.024	1500m	1:38.748	4	15.608
1625m	1:48.889	17		1625m	1:46.594	4	
1750m	1:57.011	17	16.185	1750m	1:54.453	5	15.705
1875m	2:05.128	19		1875m	2:02.368	5	
2000m	2:13.281	19	16.270	2000m	2:10.276	5	15.823
2125m	2:21.508	19		2125m	2:18.250	5	
2250m	2:29.816	19	16.535	2250m	2:26.250	8	15.974
2375m	2:38.199	19		2375m	2:34.262	8	
2500m	2:46.600	20	16.784	2500m	2:42.231	7	15.981
2625m	2:55.064	20		2625m	2:50.277	7	
2750m	3:03.569	21	16.969	2750m	2:58.315	7	16.084
2875m	3:12.136	22		2875m	3:06.399	7	
3000m	3:20.778	22	17.209	3000m	3:14.524	7	16.209
3125m	3:29.419	23		3125m	3:22.645	7	
3250m	3:38.079	23	17.301	3250m	3:30.816	7	16.292
3375m	3:46.747	23		3375m	3:39.002	7	
3500m	3:55.477	23	17.398	3500m	3:47.209	8	16.393
3625m	4:04.058	23		3625m	3:55.490	9	
3750m	4:12.379	23	16.902	3750m	4:03.769	9	16.560
3875m	4:20.665	23		3875m	4:12.061	10	
4000m	4:28.997	22	16.618	4000m	4:20.363	10	16.594

12-16 April 2017

**Men's Individual Pursuit / Poursuite individuelle hommes**
**Qualifying / Qualifications**
**Race Analysis / Analyse de la course**

Fri 14 Apr 2017

**Heat 7**

35 SAJNOK Szymon - POL				228 KO Siu Wai - HKG			
Distance	Time	Rank	Lap Time	Distance	Time	Rank	Lap Time
125m	13.457	14		125m	13.993	25	
250m	21.808	17	21.808	250m	22.265	23	22.265
375m	29.774	17		375m	30.224	23	
500m	37.639	17	15.831	500m	38.152	24	15.887
625m	45.454	17		625m	46.126	25	
750m	53.224	17	15.585	750m	54.215	25	16.063
875m	1:01.014	17		875m	1:02.370	24	
1000m	1:08.807	14	15.583	1000m	1:10.595	24	16.380
1125m	1:16.638	14		1125m	1:18.797	24	
1250m	1:24.542	14	15.735	1250m	1:27.013	24	16.418
1375m	1:32.490	14		1375m	1:35.224	24	
1500m	1:40.465	15	15.923	1500m	1:43.483	24	16.470
1625m	1:48.452	15		1625m	1:51.764	24	
1750m	1:56.524	15	16.059	1750m	2:00.070	24	16.587
1875m	2:04.584	15		1875m	2:08.411	24	
2000m	2:12.638	16	16.114	2000m	2:16.813	24	16.743
2125m	2:20.665	17		2125m	2:25.239	25	
2250m	2:28.700	16	16.062	2250m	2:33.781	25	16.968
2375m	2:36.757	17		2375m	2:42.355	25	
2500m	2:44.809	16	16.109	2500m	2:50.966	25	17.185
2625m	2:52.917	16		2625m	2:59.625	25	
2750m	3:01.013	16	16.204	2750m	3:08.358	25	17.392
2875m	3:09.142	16		2875m	3:17.217	26	
3000m	3:17.246	16	16.233	3000m	3:25.772	26	17.414
3125m	3:25.347	16		3125m	3:34.127	26	
3250m	3:33.489	16	16.243	3250m	3:42.536	25	16.764
3375m	3:41.619	16		3375m	3:51.088	25	
3500m	3:49.754	16	16.265	3500m	3:59.750	25	17.214
3625m	3:57.851	14		3625m	4:08.540	25	
3750m	4:05.940	13	16.186	3750m	4:17.421	25	17.671
3875m	4:13.928	12		3875m	4:26.332	25	
4000m	4:21.914	12	15.974	4000m	4:35.233	26	17.812

12-16 April 2017

**Men's Individual Pursuit / Poursuite individuelle hommes**
**Qualifying / Qualifications**
**Race Analysis / Analyse de la course**

Fri 14 Apr 2017

**Heat 8**

183 DENIS Thomas - FRA				104 O'BRIEN Kelland - AUS			
Distance	Time	Rank	Lap Time	Distance	Time	Rank	Lap Time
125m	12.942	2		125m	13.140	7	
250m	20.873	1	20.873	250m	21.120	3	21.120
375m	28.523	1		375m	28.703	2	
500m	36.183	1	15.310	500m	36.229	2	15.109
625m	43.911	1		625m	43.916	2	
750m	51.713	2	15.530	750m	51.709	1	15.480
875m	59.617	2		875m	59.567	1	
1000m	1:07.588	4	15.875	1000m	1:07.414	1	15.705
1125m	1:15.568	5		1125m	1:15.262	2	
1250m	1:23.502	6	15.914	1250m	1:23.075	3	15.661
1375m	1:31.425	8		1375m	1:30.901	3	
1500m	1:39.451	10	15.949	1500m	1:38.737	3	15.662
1625m	1:47.523	11		1625m	1:46.605	5	
1750m	1:55.606	12	16.155	1750m	1:54.420	4	15.683
1875m	2:03.601	12		1875m	2:02.264	4	
2000m	2:11.641	12	16.035	2000m	2:10.120	4	15.700
2125m	2:19.622	12		2125m	2:17.968	4	
2250m	2:27.686	12	16.045	2250m	2:25.799	4	15.679
2375m	2:35.724	12		2375m	2:33.659	3	
2500m	2:43.858	12	16.172	2500m	2:41.486	3	15.687
2625m	2:51.939	12		2625m	2:49.327	4	
2750m	3:00.076	12	16.218	2750m	2:57.124	4	15.638
2875m	3:08.148	13		2875m	3:04.928	4	
3000m	3:16.331	13	16.255	3000m	3:12.730	3	15.606
3125m	3:24.560	13		3125m	3:20.561	3	
3250m	3:32.970	15	16.639	3250m	3:28.404	3	15.674
3375m	3:41.337	15		3375m	3:36.265	3	
3500m	3:49.722	15	16.752	3500m	3:44.153	3	15.749
3625m	3:58.194	16		3625m	3:52.044	3	
3750m	4:06.891	17	17.169	3750m	3:59.956	3	15.803
3875m	4:15.677	17		3875m	4:07.869	3	
4000m	4:24.577	18	17.686	4000m	4:15.794	3	15.838

12-16 April 2017

**Men's Individual Pursuit / Poursuite individuelle hommes**
**Qualifying / Qualifications**
**Race Analysis / Analyse de la course**

Fri 14 Apr 2017

**Heat 9**

299 KENNETT Dylan - NZL				243 BERTAZZO Liam - ITA			
Distance	Time	Rank	Lap Time	Distance	Time	Rank	Lap Time
125m	13.297	10		125m	13.899	23	
250m	21.632	14	21.632	250m	22.158	20	22.158
375m	29.504	16		375m	30.041	18	
500m	37.305	14	15.673	500m	37.818	18	15.660
625m	45.108	13		625m	45.622	19	
750m	52.925	13	15.620	750m	53.447	19	15.629
875m	1:00.728	12		875m	1:01.317	19	
1000m	1:08.493	13	15.568	1000m	1:09.163	19	15.716
1125m	1:16.200	11		1125m	1:17.044	19	
1250m	1:23.934	10	15.441	1250m	1:24.920	17	15.757
1375m	1:31.640	10		1375m	1:32.841	17	
1500m	1:39.377	8	15.443	1500m	1:40.761	16	15.841
1625m	1:47.120	8		1625m	1:48.683	16	
1750m	1:54.894	8	15.517	1750m	1:56.619	16	15.858
1875m	2:02.699	8		1875m	2:04.603	16	
2000m	2:10.540	8	15.646	2000m	2:12.603	15	15.984
2125m	2:18.420	8		2125m	2:20.647	15	
2250m	2:26.369	9	15.829	2250m	2:28.704	17	16.101
2375m	2:34.327	9		2375m	2:36.810	18	
2500m	2:42.339	9	15.970	2500m	2:44.908	17	16.204
2625m	2:50.357	9		2625m	2:53.042	17	
2750m	2:58.488	9	16.149	2750m	3:01.186	17	16.278
2875m	3:06.660	9		2875m	3:09.383	17	
3000m	3:14.961	11	16.473	3000m	3:17.625	17	16.439
3125m	3:23.383	11		3125m	3:25.916	17	
3250m	3:31.912	11	16.951	3250m	3:34.209	17	16.584
3375m	3:40.467	12		3375m	3:42.522	17	
3500m	3:49.059	12	17.147	3500m	3:50.868	18	16.659
3625m	3:57.552	13		3625m	3:59.248	18	
3750m	4:06.109	14	17.050	3750m	4:07.637	18	16.769
3875m	4:14.631	15		3875m	4:16.051	18	
4000m	4:23.136	15	17.027	4000m	4:24.561	17	16.924

12-16 April 2017

**Men's Individual Pursuit / Poursuite individuelle hommes**
**Qualifying / Qualifications**
**Race Analysis / Analyse de la course**

Fri 14 Apr 2017

**Heat 10**

136 LAMOUREUX Jay - CAN				300 KERGOZOU Nicholas - NZL			
Distance	Time	Rank	Lap Time	Distance	Time	Rank	Lap Time
125m	13.791	22		125m	13.191	8	
250m	22.182	22	22.182	250m	21.536	10	21.536
375m	30.107	20		375m	29.356	9	
500m	37.904	19	15.722	500m	37.102	8	15.566
625m	45.570	18		625m	44.829	8	
750m	53.241	18	15.337	750m	52.515	6	15.413
875m	1:01.028	18		875m	1:00.281	8	
1000m	1:08.938	18	15.697	1000m	1:08.058	8	15.543
1125m	1:16.933	17		1125m	1:15.831	8	
1250m	1:24.991	18	16.053	1250m	1:23.580	7	15.522
1375m	1:33.064	18		1375m	1:31.349	6	
1500m	1:41.179	19	16.188	1500m	1:39.108	6	15.528
1625m	1:49.315	20		1625m	1:46.925	6	
1750m	1:57.457	20	16.278	1750m	1:54.742	6	15.634
1875m	2:05.608	20		1875m	2:02.589	6	
2000m	2:13.780	20	16.323	2000m	2:10.442	6	15.700
2125m	2:21.930	20		2125m	2:18.337	7	
2250m	2:30.111	20	16.331	2250m	2:26.235	7	15.793
2375m	2:38.271	20		2375m	2:34.207	7	
2500m	2:46.443	19	16.332	2500m	2:42.275	8	16.040
2625m	2:54.601	19		2625m	2:50.341	8	
2750m	3:02.762	19	16.319	2750m	2:58.436	8	16.161
2875m	3:10.899	19		2875m	3:06.651	8	
3000m	3:19.042	19	16.280	3000m	3:14.891	9	16.455
3125m	3:27.201	19		3125m	3:23.159	10	
3250m	3:35.419	19	16.377	3250m	3:31.477	10	16.586
3375m	3:43.634	19		3375m	3:39.797	10	
3500m	3:51.856	19	16.437	3500m	3:48.032	11	16.555
3625m	4:00.078	19		3625m	3:56.233	11	
3750m	4:08.364	19	16.508	3750m	4:04.481	11	16.449
3875m	4:16.665	19		3875m	4:12.848	11	
4000m	4:25.042	19	16.678	4000m	4:21.333	11	16.852

12-16 April 2017

**Men's Individual Pursuit / Poursuite individuelle hommes**
**Qualifying / Qualifications**
**Race Analysis / Analyse de la course**

Fri 14 Apr 2017

**Heat 11**

284 BEUKEBOOM Dion - NED				266 ZAKHAROV Artyom - KAZ			
Distance	Time	Rank	Lap Time	Distance	Time	Rank	Lap Time
125m	12.980	3		125m	13.124	6	
250m	21.237	5	21.237	250m	21.255	6	21.255
375m	29.090	5		375m	29.094	6	
500m	36.815	4	15.578	500m	36.907	7	15.652
625m	44.481	4		625m	44.772	6	
750m	52.141	4	15.326	750m	52.644	10	15.737
875m	59.811	4		875m	1:00.523	11	
1000m	1:07.533	3	15.392	1000m	1:08.431	11	15.787
1125m	1:15.267	3		1125m	1:16.321	13	
1250m	1:22.968	2	15.435	1250m	1:24.225	13	15.794
1375m	1:30.701	2		1375m	1:32.139	13	
1500m	1:38.490	2	15.522	1500m	1:40.043	13	15.818
1625m	1:46.301	2		1625m	1:48.025	13	
1750m	1:54.120	3	15.630	1750m	1:56.041	13	15.998
1875m	2:01.972	3		1875m	2:04.095	13	
2000m	2:09.907	3	15.787	2000m	2:12.214	13	16.173
2125m	2:17.815	3		2125m	2:20.372	14	
2250m	2:25.790	3	15.883	2250m	2:28.528	15	16.314
2375m	2:33.711	4		2375m	2:36.717	16	
2500m	2:41.629	5	15.839	2500m	2:44.998	18	16.470
2625m	2:49.566	5		2625m	2:53.326	18	
2750m	2:57.550	5	15.921	2750m	3:01.708	18	16.710
2875m	3:05.579	5		2875m	3:10.154	18	
3000m	3:13.649	5	16.099	3000m	3:18.686	18	16.978
3125m	3:21.764	6		3125m	3:27.263	20	
3250m	3:29.953	6	16.304	3250m	3:35.915	20	17.229
3375m	3:38.131	6		3375m	3:44.647	21	
3500m	3:46.405	6	16.452	3500m	3:53.472	21	17.557
3625m	3:54.682	6		3625m	4:02.304	22	
3750m	4:02.999	6	16.594	3750m	4:11.210	22	17.738
3875m	4:11.249	8		3875m	4:20.122	22	
4000m	4:19.621	8	16.622	4000m	4:29.154	23	17.944



12-16 April 2017

**Men's Individual Pursuit / Poursuite individuelle hommes**
**Qualifying / Qualifications**
**Race Analysis / Analyse de la course**

Fri 14 Apr 2017

**Heat 12**

316 STANISZEWSKI Daniel - POL				37 OLIVEIRA Ivo - POR			
Distance	Time	Rank	Lap Time	Distance	Time	Rank	Lap Time
125m	13.495	15		125m	12.694	1	
250m	21.448	8	21.448	250m	20.886	2	20.886
375m	29.175	7		375m	28.863	3	
500m	36.876	6	15.428	500m	36.870	5	15.984
625m	44.597	5		625m	44.787	7	
750m	52.356	5	15.480	750m	52.549	8	15.679
875m	1:00.178	6		875m	1:00.408	10	
1000m	1:08.068	9	15.712	1000m	1:08.286	10	15.737
1125m	1:15.917	9		1125m	1:16.160	10	
1250m	1:23.717	9	15.649	1250m	1:24.088	12	15.802
1375m	1:31.546	9		1375m	1:31.967	12	
1500m	1:39.416	9	15.699	1500m	1:39.751	12	15.663
1625m	1:47.273	9		1625m	1:47.604	12	
1750m	1:55.180	10	15.764	1750m	1:55.461	11	15.710
1875m	2:03.089	10		1875m	2:03.377	11	
2000m	2:11.059	10	15.879	2000m	2:11.240	11	15.779
2125m	2:19.023	10		2125m	2:19.164	11	
2250m	2:27.034	10	15.975	2250m	2:27.119	11	15.879
2375m	2:35.024	10		2375m	2:35.073	11	
2500m	2:42.990	10	15.956	2500m	2:43.006	11	15.887
2625m	2:50.882	10		2625m	2:50.936	11	
2750m	2:58.872	10	15.882	2750m	2:58.896	11	15.890
2875m	3:06.836	10		2875m	3:06.883	11	
3000m	3:14.811	8	15.939	3000m	3:14.938	10	16.042
3125m	3:22.852	8		3125m	3:22.979	9	
3250m	3:30.946	8	16.135	3250m	3:31.023	9	16.085
3375m	3:39.019	8		3375m	3:39.153	9	
3500m	3:47.116	7	16.170	3500m	3:47.273	9	16.250
3625m	3:55.140	7		3625m	3:55.279	8	
3750m	4:03.200	7	16.084	3750m	4:03.232	8	15.959
3875m	4:11.235	7		3875m	4:11.216	6	
4000m	4:19.411	7	16.211	4000m	4:19.250	6	16.018

12-16 April 2017

## Men's Individual Pursuit / Poursuite individuelle hommes

### Qualifying / Qualifications

### Race Analysis / Analyse de la course

Fri 14 Apr 2017

#### Heat 13

246 GANNA Filippo - ITA				185 ERMENAUULT Corentin - FRA			
Distance	Time	Rank	Lap Time	Distance	Time	Rank	Lap Time
125m	13.432	13		125m	13.589	19	
250m	21.617	13	21.617	250m	21.731	16	21.731
375m	29.469	13		375m	29.462	12	
500m	37.336	16	15.719	500m	37.166	10	15.435
625m	45.198	16		625m	44.844	9	
750m	52.964	14	15.628	750m	52.540	7	15.374
875m	1:00.737	13		875m	1:00.250	7	
1000m	1:08.469	12	15.505	1000m	1:08.003	6	15.463
1125m	1:16.279	12		1125m	1:15.781	7	
1250m	1:24.037	11	15.568	1250m	1:23.584	8	15.581
1375m	1:31.782	11		1375m	1:31.354	7	
1500m	1:39.528	11	15.491	1500m	1:39.150	7	15.566
1625m	1:47.340	10		1625m	1:46.970	7	
1750m	1:55.137	9	15.609	1750m	1:54.794	7	15.644
1875m	2:02.946	9		1875m	2:02.630	7	
2000m	2:10.703	9	15.566	2000m	2:10.458	7	15.664
2125m	2:18.472	9		2125m	2:18.321	6	
2250m	2:26.196	6	15.493	2250m	2:26.193	5	15.735
2375m	2:33.901	5		2375m	2:34.107	6	
2500m	2:41.586	4	15.390	2500m	2:42.021	6	15.828
2625m	2:49.259	3		2625m	2:49.937	6	
2750m	2:56.935	3	15.349	2750m	2:57.854	6	15.833
2875m	3:04.583	2		2875m	3:05.740	6	
3000m	3:12.247	2	15.312	3000m	3:13.653	6	15.799
3125m	3:19.883	2		3125m	3:21.599	5	
3250m	3:27.556	2	15.309	3250m	3:29.532	5	15.879
3375m	3:35.276	2		3375m	3:37.449	4	
3500m	3:42.975	2	15.419	3500m	3:45.378	4	15.846
3625m	3:50.747	2		3625m	3:53.361	4	
3750m	3:58.557	2	15.582	3750m	4:01.390	4	16.012
3875m	4:06.561	2		3875m	4:09.440	4	
4000m	4:14.647	2	16.090	4000m	4:17.543	4	16.153

## Men's Individual Pursuit / Poursuite individuelle hommes

### Qualifying / Qualifications

### Start List / Liste de départ

Fri 14 Apr 2017 - Race distance: 4000m

<b>World Record</b>	4:10.534 BOBRIDGE Jack	AUS	Sydney, NSW (AUS)	2 FEB 2011
---------------------	------------------------	-----	-------------------	------------

Heat	Race Number	Name	Country Code	Time
1	247	GIORDANI Carloalberto	ITA	_____
	219	THIELE Kersten	GER	_____
2	189	PIJOURLET Louis	FRA	_____
	292	VAN SCHIP Jan Willem	NED	_____
3	323	EVTUSHENKO Alexander	RUS	_____
	24	IMAMURA Shunsuke	JPN	_____
4	215	FRAHM Jasper	GER	_____
	103	KERBY Jordan	AUS	_____
5	202	TENNANT Andrew	GBR	_____
	195	BOSTOCK Matthew	GBR	_____
6	174	GARCIA DE MATEOS RUBIO Vicente	ESP	_____
	129	SHEMETAU Mikhail	BLR	_____
7	35	SAJNOK Szymon	POL	_____
	228	KO Siu Wai	HKG	_____
8	183	DENIS Thomas	FRA	_____
	104	O'BRIEN Kelland	AUS	_____
9	299	KENNETT Dylan	NZL	_____
	243	BERTAZZO Liam	ITA	_____
10	136	LAMOUREUX Jay	CAN	_____
	300	KERGOZOU Nicholas	NZL	_____
11	284	BEUKEBOOM Dion	NED	_____
	266	ZAKHAROV Artyom	KAZ	_____
12	316	STANISZEWSKI Daniel	POL	_____
	37	OLIVEIRA Ivo	POR	_____
13	246	GANNA Filippo	ITA	_____
	185	ERMENAULT Corentin	FRA	_____

#### Qualification rule:

Fastest 2 riders race for Gold, and 3rd and 4th riders race for Bronze.

Communiqué approved by the Secretary of the Commissaires Panel:

## Men's Points Race / Course aux points hommes

### Final / Finale

### Results / Résultats

Fri 14 Apr 2017 - Race distance: 160 laps (40km) with 16 sprints

Elapsed time: **45:57**

Average Speed: **52.222 km/h**

Rank	Race No.	Name	Country Code	Sprint Number																Finish Order	Lap Points			Total Points	
				1	2	3	4	5	6	7	8	9	10	11	12	13	14	15	16		+	-	Balance		
1	51	MEYER Cameron	AUS		5			5		3	5	3	2	5				5	3		17	40		40	76
2	54	DE KETELE Kenny	BEL							2	5	1	2							10	1	20		20	40
3	80	PSZCZOLARSKI Wojciech	POL			5		3	5					1				3		12	20		20	40	
4	59	LARSEN Niklas	DEN		1		2	1			1	2	3		2				2	5	20		20	34	
5	78	GOUGH Regan	NZL							5			5		3				5	6	2			24	
6	61	KNEISKY Morgan	FRA	5			5		2											4	3			16	
7	63	STEWART Mark	GBR	3		3				2				3						11				11	
8	85	IMHOF Claudio	SUI					2									3	2		2	4			9	
9	69	LOVASSY Krisztian	HUN						3								5			7				8	
10	70	DOWNEY Mark	IRL				1								5					14				6	
11	76	PANASSENKO Nikita	KAZ			1											2	1		10				4	
12	52	GRAF Andreas	AUT		3												1			20				4	
13	55	RAMANAU Raman	BLR				3													6				3	
14	65	LISS Lucas	GER	2						1										9				3	
15	72	SCARTEZZINI Michele	ITA						1										1	8				2	
16	83	STRAKHOV Dmitrii	RUS	1																19				1	
17	60	TERUEL ROVIRA Eloy	ESP								1									21				1	
18	58	BLAHA Martin	CZE																	16				0	
19	82	MATIAS Joao	POR			2									1					15		20	-20	-17	
20	88	KOVALCIK Zachary	USA																	18		20	-20	-20	
21	86	HRYNIV Vitaliy	UKR		2															22		40	-40	-38	
22	67	CHEUNG King Lok	HKG																	13		40	-40	-40	
	56	JAMIESON Adam	CAN																			20	-20	DNF	
	74	KURABAYASHI Takuto	JPN																			40	-40	DNF	

Communiqué approved by the Secretary of the Commissaires Panel:

**Legend:**  
**+** Points gained    **-** Points lost    **DNF** Did Not Finish    **No.** Number

## Men's Points Race / Course aux points hommes

### Final / Finale

### Start List / Liste de départ

Fri 14 Apr 2017 - Race distance: 160 laps (40km) with 16 sprints

Race Number	Name	Country Code
<b>At the fence</b>		
55	RAMANAU Raman	BLR
54	DE KETELE Kenny	BEL
69	LOVASSY Krisztian	HUN
72	SCARTEZZINI Michele	ITA
56	JAMIESON Adam	CAN
60	TERUEL ROVIRA Eloy	ESP
85	IMHOF Claudio	SUI
74	KURABAYASHI Takuto	JPN
61	KNEISKY Morgan	FRA
51	MEYER Cameron	AUS
88	KOVALCIK Zachary	USA
78	GOUGH Regan	NZL
<b>At the blue band</b>		
80	PSZCZOLARSKI Wojciech	POL
70	DOWNEY Mark	IRL
86	HRYNIV Vitaliy	UKR
59	LARSEN Niklas	DEN
63	STEWART Mark	GBR
76	PANASSENKO Nikita	KAZ
65	LISS Lucas	GER
52	GRAF Andreas	AUT
83	STRAKHOV Dmitrii	RUS
82	MATIAS Joao	POR
58	BLAHA Martin	CZE
67	CHEUNG King Lok	HKG

Communiqué approved by the Secretary of the Commissaires Panel:

## Men's Scratch Race / Course scratch hommes

### Final / Finale

### Results / Résultats

Thu 13 Apr 2017 - Race distance: 60 laps (15km)

Elapsed time: **17:30**

Average Speed: **51.393 km/h**

Rank	Race Number	Name	Country Code	Laps Down
1	317	TEKLINSKI Adrian	POL	
2	65	LISS Lucas	GER	
3	15	LATHAM Christopher	GBR	
4	291	STROETINGA Wim	NED	
5	39	SUTER Gael	SUI	
6	61	KNEISKY Morgan	FRA	
7	88	KOVALCIK Zachary	USA	
8	227	VOLIKAKIS Christos	GRE	
9	120	GHYS Robbe	BEL	
10	244	CASTEGNARO Francesco	ITA	
11	176	MORA VEDRI Sebastian	ESP	
12	69	LOVASSY Krisztian	HUN	
13	117	MULLER Andreas	AUT	
14	127	KARALIOK Yauheni	BLR	
15	58	BLAHA Martin	CZE	
16	265	GAINEYEV Robert	KAZ	
17	348	TARAGEL Filip	SVK	
18	276	SANTOYO GONZALEZ Jose Alfredo	MEX	
19	240	ENGLISH Felix	IRL	
20	82	MATIAS Joao	POR	
21	19	LEUNG Chun Wing	HKG	
22	351	SHEVCHUK Taras	UKR	
23	105	PORTER Alexander	AUS	

Communiqué approved by the Secretary of the Commissaires Panel:

**Men's Scratch Race / Course scratch hommes**

**Final / Finale**

**Start List / Liste de départ**

Thu 13 Apr 2017 - Race distance: 60 laps (15km)

Race Number	Name	Country Code
<b>At the fence</b>		
176	MORA VEDRI Sebastian	ESP
240	ENGLISH Felix	IRL
317	TEKLINSKI Adrian	POL
39	SUTER Gael	SUI
244	CASTEGNARO Francesco	ITA
69	LOVASSY Krisztian	HUN
291	STROETINGA Wim	NED
61	KNEISKY Morgan	FRA
105	PORTER Alexander	AUS
351	SHEVCHUK Taras	UKR
65	LISS Lucas	GER
82	MATIAS Joao	POR
<b>At the blue band</b>		
88	KOVALCIK Zachary	USA
265	GAINEYEV Robert	KAZ
19	LEUNG Chun Wing	HKG
127	KARALIOK Yauheni	BLR
227	VOLIKAKIS Christos	GRE
348	TARAGEL Filip	SVK
276	SANTOYO GONZALEZ Jose Alfredo	MEX
117	MULLER Andreas	AUT
58	BLAHA Martin	CZE
120	GHYS Robbe	BEL
15	LATHAM Christopher	GBR

Communiqué approved by the Secretary of the Commissaires Panel:

Men's Omnium / Omnium hommes  
Final Classification / Classement final

Rank	Race No.	Name	Country Code	Scratch Race 1/4	Tempo Race 2/4	Elim. Race 3/4	Sub Total Points	Points Race 4/4 (100 Laps - 25 Km)										Finish Order	Total Points			
								Sprint Points												Lap Points		
								1	2	3	4	5	6	7	8	9	10			+	-	
1	13	THOMAS Benjamin	FRA	38 (2)	30 (6)	36 (3)	104 (2)			5	3	2	5	1	3	2	4	20		3	149	
2	33	GATE Aaron	NZL	30 (6)	40 (1)	22 (10)	92 (4)	2				1	3	5	1	1	2	40		4	147	
3	11	TORRES BARCELO Albert	ESP	40 (1)	38 (2)	34 (4)	112 (1)			1						5		20		8	138	
4	22	CONSONNI Simone	ITA	36 (3)	18 (12)	38 (2)	92 (5)	1			5			3				20		12	121	
5	30	EEFTING Roy	NED	28 (7)	32 (5)	30 (6)	90 (6)				2		2	2		3		20		21	119	
6	10	PEDERSEN Casper	DEN	20 (11)	34 (4)	8 (17)	62 (9)	5					1		5		6	20		2	99	
7	1	WELSFORD Sam	AUS	22 (10)	24 (9)	40 (1)	86 (7)			3		5								11	94	
8	35	SAJNOK Szymon	POL	32 (5)	36 (3)	12 (15)	80 (8)	5												10	85	
9	17	BEYER Maximilian	GER	34 (4)	28 (7)	32 (5)	94 (3)	3			1							20		19	78	
10	37	OLIVEIRA Ivo	POR	24 (9)	16 (13)	2 (20)	42 (14)	2				3					10	20		1	77	
11	39	SUTER Gael	SUI	8 (17)	26 (8)	26 (8)	60 (10)													16	60	
12	3	DE VYLDER Lindsay	BEL	18 (12)	22 (10)	18 (12)	58 (11)													6	58	
13	26	MIRALIYEV Sultanmurat	KAZ	26 (8)	10 (16)	20 (11)	56 (12)												20		5	36
14	27	PARK Sanghoon	KOR	14 (14)	12 (15)	6 (18)	32 (16)													14	32	
15	5	TSISHKOU Raman	BLR	12 (15)	8 (17)	28 (7)	48 (13)												20		13	28
16	38	MANAKOV Viktor	RUS	4 (19)	20 (11)	1 (21)	25 (18)								2					17	27	
17	19	LEUNG Chun Wing	HKG	6 (18)	14 (14)	4 (19)	24 (19)	1										20	20	15	25	
18	15	LATHAM Christopher	GBR	2 (20)	2 (20)	16 (13)	20 (20)			2										7	22	
19	24	IMAMURA Shunsuke	JPN	16 (13)	1 (21)	24 (9)	41 (15)												20		18	21
20	42	GLADYSH Roman	UKR	10 (16)	4 (19)	14 (14)	28 (17)												20		20	8
21	29	MALDONADO RAYAS Edibaldo	MEX	1 (21)	6 (18)	10 (16)	17 (21)	3											20		9	0

Elapsed time: 28:27 - Average Speed: 52.703km/h

Communiqué approved by the Secretary of the Commissaires Panel:

**Legend:**  
+ Points gained - Points lost **Elim.** Elimination **No.** Number **nn (x)** Points (Rank)

**No. 11 TORRES BARCELO Albert (ESP)**  
Relegation sprint 4 for deliberately riding on the blue band during the race  
Déclassement sprint 4 pour passage volontaire sur la zone bleu au cours de l'épreuve

**No. 1 WELSFORD Sam (AUS) and No. 33 GATE Aaron (NZL)**  
Warning for colusion



## Men's Omnium / Omnium hommes

### Results Progression / Progression des résultats

Sat 15 Apr 2017

Rank	Race No.	Name	Country Code		Scratch Race 1/4		Tempo Race 2/4		Elim. Race 3/4		Points Race 4/4
					Rk	Pts	Rk	Pts	Rk	Pts	Pts
1	13	THOMAS Benjamin	FRA	Race result:	2	38	6	30	3	36	45
				Overall:	2	38	3	68	2	104	149
2	33	GATE Aaron	NZL	Race result:	6	30	1	40	10	22	55
				Overall:	6	30	2	70	4	92	147
3	11	TORRES BARCELO Albert	ESP	Race result:	1	40	2	38	4	34	26
				Overall:	1	40	1	78	1	112	138
4	22	CONSONNI Simone	ITA	Race result:	3	36	12	18	2	38	29
				Overall:	3	36	7	54	5	92	121
5	30	EFTING Roy	NED	Race result:	7	28	5	32	6	30	29
				Overall:	7	28	6	60	6	90	119
6	10	PEDERSEN Casper	DEN	Race result:	11	20	4	34	17	8	37
				Overall:	11	20	8	54	9	62	99
7	1	WELSFORD Sam	AUS	Race result:	10	22	9	24	1	40	8
				Overall:	10	22	9	46	7	86	94
8	35	SAJNOK Szymon	POL	Race result:	5	32	3	36	15	12	5
				Overall:	5	32	4	68	8	80	85
9	17	BEYER Maximilian	GER	Race result:	4	34	7	28	5	32	-16
				Overall:	4	34	5	62	3	94	78
10	37	OLIVEIRA Ivo	POR	Race result:	9	24	13	16	20	2	35
				Overall:	9	24	10	40	14	42	77
11	39	SUTER Gael	SUI	Race result:	17	8	8	26	8	26	
				Overall:	17	8	13	34	10	60	60
12	3	DE VYLDER Lindsay	BEL	Race result:	12	18	10	22	12	18	
				Overall:	12	18	11	40	11	58	58
13	26	MIRALIYEV Sultanmurat	KAZ	Race result:	8	26	16	10	11	20	-20
				Overall:	8	26	12	36	12	56	36
14	27	PARK Sanghoon	KOR	Race result:	14	14	15	12	18	6	
				Overall:	14	14	14	26	16	32	32
15	5	TSISHKOU Raman	BLR	Race result:	15	12	17	8	7	28	-20
				Overall:	15	12	17	20	13	48	28
16	38	MANAKOV Viktor	RUS	Race result:	19	4	11	20	21	1	2
				Overall:	19	4	15	24	18	25	27
17	19	LEUNG Chun Wing	HKG	Race result:	18	6	14	14	19	4	1
				Overall:	18	6	16	20	19	24	25
18	15	LATHAM Christopher	GBR	Race result:	20	2	20	2	13	16	2
				Overall:	20	2	21	4	20	20	22
19	24	IMAMURA Shunsuke	JPN	Race result:	13	16	21	1	9	24	-20
				Overall:	13	16	18	17	15	41	21
20	42	GLADYSH Roman	UKR	Race result:	16	10	19	4	14	14	-20
				Overall:	16	10	19	14	17	28	8
21	29	MALDONADO RAYAS Edibaldo	MEX	Race result:	21	1	18	6	16	10	-17
				Overall:	21	1	20	7	21	17	

**Note:**  
Points scale for the first 5 phases: 1st: 40 points, 2nd: 38 points, 3rd: 36 points, etc.

**Legend:**  
Elim. Elimination    No. Number    Pts Points    Rk Rank

**Men's Omnium / Omnium hommes**  
**Points Race 4/4 / Course aux points 4/4**  
**Start List / Liste de départ**

Sat 15 Apr 2017 - Race distance: 100 laps (25km) with 10 sprints

Race Number	Name	Country Code
<b>At the fence</b>		
11	TORRES BARCELO Albert	ESP
17	BEYER Maximilian	GER
33	GATE Aaron	NZL
1	WELSFORD Sam	AUS
10	PEDERSEN Casper	DEN
3	DE VYLDER Lindsay	BEL
5	TSISHKOU Raman	BLR
24	IMAMURA Shunsuke	JPN
42	GLADYSH Roman	UKR
19	LEUNG Chun Wing	HKG
29	MALDONADO RAYAS Edibaldo	MEX
<b>At the blue band</b>		
13	THOMAS Benjamin	FRA
22	CONSONNI Simone	ITA
30	EEFTING Roy	NED
35	SAJNOK Szymon	POL
39	SUTER Gael	SUI
26	MIRALIYEV Sultanmurat	KAZ
37	OLIVEIRA Ivo	POR
27	PARK Sanghoon	KOR
38	MANAKOV Viktor	RUS
15	LATHAM Christopher	GBR

Communiqué approved by the Secretary of the Commissaires Panel:

Men's Omnium / Omnium hommes

Elimination Race 3/4 / Course par élimination 3/4

Results / Résultats

Sat 15 Apr 2017

Elapsed time: **16:43**

Average Speed: **50.222 km/h**

Rank	Race Number	Name	Country Code
1	1	WELSFORD Sam	AUS
2	22	CONSONNI Simone	ITA
3	13	THOMAS Benjamin	FRA
4	11	TORRES BARCELO Albert	ESP
5	17	BEYER Maximilian	GER
6	30	EEFTING Roy	NED
7	5	TSISHKOU Raman	BLR
8	39	SUTER Gael	SUI
9	24	IMAMURA Shunsuke	JPN
10	33	GATE Aaron	NZL
11	26	MIRALIYEV Sultanmurat	KAZ
12	3	DE VYLDER Lindsay	BEL
13	15	LATHAM Christopher	GBR
14	42	GLADYSH Roman	UKR
15	35	SAJNOK Szymon	POL
16	29	MALDONADO RAYAS Edibaldo	MEX
17	10	PEDERSEN Casper	DEN
18	27	PARK Sanghoon	KOR
19	19	LEUNG Chun Wing	HKG
20	37	OLIVEIRA Ivo	POR
21	38	MANAKOV Viktor	RUS

Communiqué approved by the Secretary of the Commissaires Panel:

**Men's Omnium / Omnium hommes**  
**Elimination Race 3¼ / Course par élimination 3¼**  
**Start List / Liste de départ**  
Sat 15 Apr 2017

Race Number	Name	Country Code
<b>At the fence</b>		
11	TORRES BARCELO Albert	ESP
13	THOMAS Benjamin	FRA
17	BEYER Maximilian	GER
22	CONSONNI Simone	ITA
1	WELSFORD Sam	AUS
3	DE VYLDER Lindsay	BEL
39	SUTER Gael	SUI
38	MANAKOV Viktor	RUS
19	LEUNG Chun Wing	HKG
42	GLADYSH Roman	UKR
15	LATHAM Christopher	GBR
<b>At the blue band</b>		
33	GATE Aaron	NZL
35	SAJNOK Szymon	POL
30	EEFTING Roy	NED
10	PEDERSEN Casper	DEN
37	OLIVEIRA Ivo	POR
26	MIRALIYEV Sultanmurat	KAZ
27	PARK Sanghoon	KOR
5	TSISHKOU Raman	BLR
24	IMAMURA Shunsuke	JPN
29	MALDONADO RAYAS Edibaldo	MEX

Communiqué approved by the Secretary of the Commissaires Panel:

**Men's Omnium / Omnium hommes**
**Tempo Race 2¼ / Course tempo 2¼**
**Results / Résultats**

Sat 15 Apr 2017

 Elapsed time: **10:54**

 Average Speed: **54.980 km/h**

Rank	Race No.	Name	Country Code	Sprints Won	Finish Order	Lap Points			Total Points
						+	-	Balance	
1	33	GATE Aaron	NZL	10, 11, 12	19	40		40	<b>43</b>
2	11	TORRES BARCELO Albert	ESP		11	40		40	<b>40</b>
3	35	SAJNOK Szymon	POL	4, 6, 9, 13, 14	2	20		20	<b>25</b>
4	10	PEDERSEN Casper	DEN	21, 23, 25, 28, 29	18	20		20	<b>25</b>
5	30	EEFTING Roy	NED	1, 2, 5, 26	21	20		20	<b>24</b>
6	13	THOMAS Benjamin	FRA	22, 24, 33	20	20		20	<b>23</b>
7	17	BEYER Maximilian	GER	18, 36	1	20		20	<b>22</b>
8	39	SUTER Gael	SUI	19, 35	4	20		20	<b>22</b>
9	1	WELSFORD Sam	AUS	15, 16	12	20		20	<b>22</b>
10	3	DE VYLDER Lindsay	BEL	20	3	20		20	<b>21</b>
11	38	MANAKOV Viktor	RUS	8	5	20		20	<b>21</b>
12	22	CONSONNI Simone	ITA	27	10	20		20	<b>21</b>
13	37	OLIVEIRA Ivo	POR	34	15	20		20	<b>21</b>
14	19	LEUNG Chun Wing	HKG	17	16	20		20	<b>21</b>
15	27	PARK Sanghoon	KOR	30, 31, 32	17				<b>3</b>
16	26	MIRALIYEV Sultanmurat	KAZ	3, 7	6				<b>2</b>
17	5	TSISHKOU Raman	BLR		7				<b>0</b>
18	29	MALDONADO RAYAS Edibaldo	MEX		8				<b>0</b>
19	42	GLADYSH Roman	UKR		9				<b>0</b>
20	15	LATHAM Christopher	GBR		13				<b>0</b>
21	24	IMAMURA Shunsuke	JPN		14				<b>0</b>

Communiqué approved by the Secretary of the Commissaires Panel:

**Men's Omnium / Omnium hommes**  
**Tempo Race 2¼ / Course tempo 2¼**  
**Start List / Liste de départ**  
Sat 15 Apr 2017

Race Number	Name	Country Code
<b>At the fence</b>		
11	TORRES BARCELO Albert	ESP
22	CONSONNI Simone	ITA
35	SAJNOK Szymon	POL
30	EEFTING Roy	NED
37	OLIVEIRA Ivo	POR
10	PEDERSEN Casper	DEN
24	IMAMURA Shunsuke	JPN
5	TSISHKOU Raman	BLR
39	SUTER Gael	SUI
38	MANAKOV Viktor	RUS
29	MALDONADO RAYAS Edibaldo	MEX
<b>At the blue band</b>		
13	THOMAS Benjamin	FRA
17	BEYER Maximilian	GER
33	GATE Aaron	NZL
26	MIRALIYEV Sultanmurat	KAZ
1	WELSFORD Sam	AUS
3	DE VYLDER Lindsay	BEL
27	PARK Sanghoon	KOR
42	GLADYSH Roman	UKR
19	LEUNG Chun Wing	HKG
15	LATHAM Christopher	GBR

Communiqué approved by the Secretary of the Commissaires Panel:

**Men's Omnium / Omnium hommes**  
**Scratch Race 1¼ / Course scratch 1¼**  
**Results / Résultats**

Sat 15 Apr 2017 - Race distance: 40 laps (10km)

Elapsed time: **10:48**

Average Speed: **55.480 km/h**

Rank	Race Number	Name	Country Code	Laps Down
1	11	TORRES BARCELO Albert	ESP	
2	13	THOMAS Benjamin	FRA	
3	22	CONSONNI Simone	ITA	
4	17	BEYER Maximilian	GER	
5	35	SAJNOK Szymon	POL	
6	33	GATE Aaron	NZL	
7	30	EEFTING Roy	NED	
8	26	MIRALIYEV Sultanmurat	KAZ	-1
9	37	OLIVEIRA Ivo	POR	-1
10	1	WELSFORD Sam	AUS	-1
11	10	PEDERSEN Casper	DEN	-1
12	3	DE VYLDER Lindsay	BEL	-1
13	24	IMAMURA Shunsuke	JPN	-1
14	27	PARK Sanghoon	KOR	-1
15	5	TSISHKOU Raman	BLR	-1
16	42	GLADYSH Roman	UKR	-1
17	39	SUTER Gael	SUI	-1
18	19	LEUNG Chun Wing	HKG	-1
19	38	MANAKOV Viktor	RUS	-1
20	15	LATHAM Christopher	GBR	-1
21	29	MALDONADO RAYAS Edibaldo	MEX	-1

Communiqué approved by the Secretary of the Commissaires Panel:

**Men's Omnium / Omnium hommes****Scratch Race 1¼ / Course scratch 1¼****Start List / Liste de départ**

Sat 15 Apr 2017 - Race distance: 40 laps (10km)

Race Number	Name	Country Code
<b>At the fence</b>		
39	SUTER Gael	SUI
19	LEUNG Chun Wing	HKG
26	MIRALIYEV Sultanmurat	KAZ
10	PEDERSEN Casper	DEN
22	CONSONNI Simone	ITA
3	DE VYLDER Lindsay	BEL
30	EEFTING Roy	NED
17	BEYER Maximilian	GER
29	MALDONADO RAYAS Edibaldo	MEX
33	GATE Aaron	NZL
38	MANAKOV Viktor	RUS
<b>At the blue band</b>		
35	SAJNOK Szymon	POL
13	THOMAS Benjamin	FRA
11	TORRES BARCELO Albert	ESP
1	WELSFORD Sam	AUS
42	GLADYSH Roman	UKR
24	IMAMURA Shunsuke	JPN
37	OLIVEIRA Ivo	POR
15	LATHAM Christopher	GBR
27	PARK Sanghoon	KOR
5	TSISHKOU Raman	BLR

Communiqué approved by the Secretary of the Commissaires Panel:



## Men's Madison / Madison hommes

### Final / Finale

### Results / Résultats

Sun 16 Apr 2017 - Race distance: 200 laps (50km) with 20 sprints

Elapsed time: **54:12**

Average Speed: **55.347 km/h**

Rank	Race Number	Name	Sprint Number																				Lap Points			Finish Order	Points
			1	2	3	4	5	6	7	8	9	10	11	12	13	14	15	16	17	18	19	20	+	-	Balance		
1	3	<b>FRA - France</b>	3		1			3	1	2	2	3	3	2	3		5	5	5	2	3	2				4	45
		Black KNEISKY Morgan																									
		Red THOMAS Benjamin																									
2	10	<b>AUS - Australia</b>		2	2	3	3		3			5	5	3		5				3	3	4				3	41
		Black MEYER Cameron																									
		Red SCOTSON Callum																									
3	2	<b>BEL - Belgium</b>						5	5	5	1		1	5	5		2			1	2					9	32
		Black DE PAUW Moreno																									
		Red DE KETELE Kenny																									
4	8	<b>DEN - Denmark</b>		1		2			2	3	5	1		1		3	1	2	1							5	22
		Black LARSEN Niklas																									
		Red VON FOLSACH Casper																									
5	6	<b>SUI - Switzerland</b>									1					1	1		3			6				2	12
		Black MARGUET Tristan																									
		Red IMHOF Claudio																									
6	9	<b>IRL - Ireland</b>				1		1					2						2	5	1					6	12
		Black ENGLISH Felix																									
		Red DOWNEY Mark																									
7	7	<b>ESP - Spain</b>			5	5	5											1			5	10		20	-20	1	11
		Black TORRES BARCELO Albert																									
		Red MORA VEDRI Sebastian																									
8	14	<b>NED - Netherlands</b>	2		3																					8	5
		Black STROETINGA Wim																									
		Red HAVIK Yoeri																									
9	11	<b>GER - Germany</b>									3	2												20	-20	7	-15
		Black REINHARDT Theo																									
		Red BOMMEL Henning																									
10	4	<b>ITA - Italy</b>						2							2									20	-20	10	-16
		Black BERTAZZO Liam																									
		Red CONSONNI Simone																									
11	5	<b>POL - Poland</b>		3			2																	40	-40	11	-35
		Black BANASZEK Alan																									
		Red STANISZEWSKI Daniel																									
12	12	<b>CZE - Czech Republic</b>	1																					40	-40	12	-39
		Black HOCHMANN Jiri																									
		Red BLAHA Martin																									
	1	<b>GBR - Great Britain</b>					1									2	3							40	-40		DNF
		Black STEWART Mark																									
		Red WOOD Oliver																									
	13	<b>AUT - Austria</b>	5	5																				20	-20		DNF
		Black MULLER Andreas																									
		Red GRAF Andreas																									
	15	<b>HKG - Hong Kong</b>																						60	-60		DNF
		Black LEUNG Ka Yu																									
		Red LEUNG Chun Wing																									

**Men's Madison / Madison hommes**

**Final / Finale**

**Results / Résultats**

Sun 16 Apr 2017 - Race distance: 200 laps (50km) with 20 sprints

Elapsed time: **54:12**

Average Speed: **55.347 km/h**

Rank	Race Number	Name	Sprint Number																				Lap Points			Finish Order	Points
			1	2	3	4	5	6	7	8	9	10	11	12	13	14	15	16	17	18	19	20	+	-	Balance		

Communiqué approved by the Secretary of the Commissaires Panel:

**Note:**  
No records are kept for this event

**Legend:**  
DNF Did Not Finish

**Men's Madison / Madison hommes**
**Final / Finale**
**Start List / Liste de départ**

Sun 16 Apr 2017 - Race distance: 200 laps (50km) with 20 sprints

Race Number	Team	Colour	Name
1	GBR - Great Britain	BLACK RED	STEWART Mark WOOD Oliver
2	BEL - Belgium	BLACK RED	DE PAUW Moreno DE KETELE Kenny
3	FRA - France	BLACK RED	KNEISKY Morgan THOMAS Benjamin
4	ITA - Italy	BLACK RED	BERTAZZO Liam CONSONNI Simone
5	POL - Poland	BLACK RED	BANASZEK Alan STANISZEWSKI Daniel
6	SUI - Switzerland	BLACK RED	MARGUET Tristan IMHOF Claudio
7	ESP - Spain	BLACK RED	TORRES BARCELO Albert MORA VEDRI Sebastian
8	DEN - Denmark	BLACK RED	LARSEN Niklas VON FOLSACH Casper
9	IRL - Ireland	BLACK RED	ENGLISH Felix DOWNEY Mark
10	AUS - Australia	BLACK RED	MEYER Cameron SCOTSON Callum
11	GER - Germany	BLACK RED	REINHARDT Theo BOMMEL Henning
12	CZE - Czech Republic	BLACK RED	HOCHMANN Jiri BLAHA Martin
13	AUT - Austria	BLACK RED	MULLER Andreas GRAF Andreas
14	NED - Netherlands	BLACK RED	STROETINGA Wim HAVIK Yoeri
15	HKG - Hong Kong	BLACK RED	LEUNG Ka Yu LEUNG Chun Wing

Communiqué approved by the Secretary of the Commissaires Panel:

**Note:**  
No records are kept for this event

## Women's Team Sprint / Vitesse par équipes femmes

### Results and Final Classification / Résultats et classement final

Wed 12 Apr 2017 - Race distance: 2 laps

<b>World Record</b>	32.034 CHN - China	Saint-Quentin en Yvelines (FRA)	18 FEB 2015
---------------------	--------------------	---------------------------------	-------------

Rank	Country / Name	Lap 1	Time Lap 1-2	Average Speed km/h
------	----------------	-------	--------------	--------------------

#### Final for Gold

GOLD	1	<b>RUS - Russia</b> 340 SHMELEVA Daria 341 VOINOVA Anastasiia	18.542	<b>32.520</b> 13.978	55.350
------	---	---	--------	-------------------------	--------

SILVER	2	<b>AUS - Australia</b> 113 MCCULLOCH Kaarle 114 MORTON Stephanie	18.840	<b>32.649</b> 13.809	55.131
--------	---	--	--------	-------------------------	--------

#### Final for Bronze

BRONZE	3	<b>GER - Germany</b> 226 WELTE Miriam 225 VOGEL Kristina	18.726	<b>32.609</b> 13.883	55.199
--------	---	--	--------	-------------------------	--------

	4	<b>CHN - China</b> 156 GUO Shuang 158 LIN Junhong	19.136	<b>33.309</b> 14.173	54.039
--	---	---	--------	-------------------------	--------

#### Eliminated after First round

	5	<b>CAN - Canada</b> 143 O'BRIEN Kate 144 WALSH Amelia
	6	<b>NED - Netherlands</b> 295 LAMBERINK Kyra 296 VAN RIESSEN Laurine
	7	<b>ESP - Spain</b> 179 CALVO BARBERO Tania 180 CASAS ROIGE Helena
	8	<b>COL - Colombia</b> 164 BAYONA PINEDA Martha 165 GAVIRIA RENDON Juliana

#### Did not qualify for First round

	9	<b>MEX - Mexico</b> 281 SALAZAR VALLES Jessica 283 VERDUGO OSUNA Yuli
	10	<b>KOR - Korea</b> 267 KIM Won Gyeong 268 LEE Hyejin
	11	<b>ITA - Italy</b> 251 FIDANZA Martina 256 VECE Miriam
	12	<b>IND - India</b> 238 DEBORAH Deborah 239 REJI Alena

**Women's Team Sprint / Vitesse par équipes femmes****Results and Final Classification / Résultats et classement final**

Wed 12 Apr 2017 - Race distance: 2 laps

Rank	Country / Name	Lap 1	Time Lap 1-2	Average Speed km/h
------	----------------	-------	-----------------	--------------------------

Communiqué approved by the Secretary of the Commissaires Panel:

**Note:**  
Riders are presented in their starting order

12-16 April 2017

## Women's Team Sprint / Vitesse par équipes femmes

### Finals / Finales

### Race Analysis / Analyse de la course

Wed 12 Apr 2017

#### BRONZE

GER - Germany				CHN - China			
Distance	Time	Rank	Lap Time	Distance	Time	Rank	Lap Time
125m	11.395	1		125m	11.681	2	
250m	18.726	1	18.726	250m	19.136	2	19.136
375m	25.662	1		375m	26.191	2	
500m	32.609	1	13.883	500m	33.309	2	14.173

#### GOLD

RUS - Russia				AUS - Australia			
Distance	Time	Rank	Lap Time	Distance	Time	Rank	Lap Time
125m	11.269	1		125m	11.444	2	
250m	18.542	1	18.542	250m	18.840	2	18.840
375m	25.416	1		375m	25.674	2	
500m	32.520	1	13.978	500m	32.649	2	13.809

## Women's Team Sprint / Vitesse par équipes femmes

### Finals / Finales

### Start List / Liste de départ

Wed 12 Apr 2017 - Race distance: 2 laps

<b>World Record</b>	32.034 CHN - China	Saint-Quentin en Yvelines (FRA)	18 FEB 2015
---------------------	--------------------	---------------------------------	-------------

Heat	Race Number	Country / Name	Time
FOR BRONZE	226 225	<b>GER - Germany</b> WELTE Miriam VOGEL Kristina	_____
	156 158	<b>CHN - China</b> GUO Shuang LIN Junhong	_____
FOR GOLD	340 341	<b>RUS - Russia</b> SHMELEVA Daria VOINOVA Anastasiia	_____
	113 114	<b>AUS - Australia</b> MCCULLOCH Kaarle MORTON Stephanie	_____

Communiqué approved by the Secretary of the Commissaires Panel:

**Note:**  
The composition of the teams may be subject to change up to 30 minutes before the start of the race. Sorted in the order given by the team.

## Women's Team Sprint / Vitesse par équipes femmes

### First Round / Premier tour

### Results / Résultats

Wed 12 Apr 2017 - Race distance: 2 laps

<b>World Record</b>	32.034 CHN - China	Saint-Quentin en Yvelines (FRA)	18 FEB 2015
---------------------	--------------------	---------------------------------	-------------

Heat	Rank	Country / Name	Lap 1	Time Lap 1-2	Average Speed km/h	
1	1	<b>CHN - China</b> 156 GUO Shuang 158 LIN Junhong	19.008	<b>33.289</b> 14.281	54.071	QB
	2	<b>ESP - Spain</b> 179 CALVO BARBERO Tania 180 CASAS ROIGE Helena	19.056	<b>33.653</b> 14.597	53.487	
2	1	<b>RUS - Russia</b> 340 SHMELEVA Daria 341 VOINOVA Anastasiia	18.490	<b>32.456</b> 13.966	55.459	QG
	2	<b>NED - Netherlands</b> 295 LAMBERINK Kyra 296 VAN RIESSSEN Laurine	19.082	<b>33.580</b> 14.498	53.603	
3	1	<b>AUS - Australia</b> 113 MCCULLOCH Kaarle 114 MORTON Stephanie	18.828	<b>32.570</b> 13.742	55.265	QG
	2	<b>CAN - Canada</b> 144 WALSH Amelia 143 O'BRIEN Kate	19.432	<b>33.563</b> 14.131	53.630	
4	1	<b>GER - Germany</b> 226 WELTE Miriam 225 VOGEL Kristina	18.746	<b>32.668</b> 13.922	55.099	QB
	2	<b>COL - Colombia</b> 165 GAVIRIA RENDON Juliana 164 BAYONA PINEDA Martha	19.503	<b>33.791</b> 14.288	53.268	

#### Qualification rule:

The fastest two winning teams race for the gold and silver medals, and the other two winning teams race for the bronze medal. Losers are classified from 5th to 8th place by their times in the First round.

Communiqué approved by the Secretary of the Commissaires Panel:

#### Note:

Riders are presented in their starting order

#### Legend:

**QB** Qualified for Bronze      **QG** Qualified for Gold



12-16 April 2017

## Women's Team Sprint / Vitesse par équipes femmes

### First Round / Premier tour

### Race Analysis / Analyse de la course

Wed 12 Apr 2017

#### Heat 1

CHN - China				ESP - Spain			
Distance	Time	Rank	Lap Time	Distance	Time	Rank	Lap Time
125m	11.598	1		125m	11.647	2	
250m	19.008	1	19.008	250m	19.056	2	19.056
375m	26.119	1		375m	26.243	2	
500m	33.289	1	14.281	500m	33.653	2	14.597

#### Heat 2

RUS - Russia				NED - Netherlands			
Distance	Time	Rank	Lap Time	Distance	Time	Rank	Lap Time
125m	11.252	1		125m	11.685	2	
250m	18.490	1	18.490	250m	19.082	2	19.082
375m	25.381	1		375m	26.217	2	
500m	32.456	1	13.966	500m	33.580	2	14.498

#### Heat 3

AUS - Australia				CAN - Canada			
Distance	Time	Rank	Lap Time	Distance	Time	Rank	Lap Time
125m	11.465	1		125m	11.760	2	
250m	18.828	1	18.828	250m	19.432	2	19.432
375m	25.674	1		375m	26.436	2	
500m	32.570	1	13.742	500m	33.563	2	14.131

#### Heat 4

GER - Germany				COL - Colombia			
Distance	Time	Rank	Lap Time	Distance	Time	Rank	Lap Time
125m	11.434	1		125m	11.767	2	
250m	18.746	1	18.746	250m	19.503	2	19.503
375m	25.702	1		375m	26.670	2	
500m	32.668	1	13.922	500m	33.791	2	14.288

## Women's Team Sprint / Vitesse par équipes femmes

### First Round / Premier tour

### Start List / Liste de départ

Wed 12 Apr 2017 - Race distance: 2 laps

<b>World Record</b>	32.034 CHN - China	Saint-Quentin en Yvelines (FRA)	18 FEB 2015
---------------------	--------------------	---------------------------------	-------------

Heat	Race Number	Country / Name	Time
1		<b>CHN - China</b>	
	156	GUO Shuang	
	158	LIN Junhong	
		<b>ESP - Spain</b>	
	179	CALVO BARBERO Tania	
	180	CASAS ROIGE Helena	
2		<b>RUS - Russia</b>	
	341	VOINOVA Anastasiia	
	340	SHMELEVA Daria	
		<b>NED - Netherlands</b>	
	296	VAN RIESSEN Laurine	
	295	LAMBERINK Kyra	
3		<b>AUS - Australia</b>	
	113	MCCULLOCH Kaarle	
	114	MORTON Stephanie	
		<b>CAN - Canada</b>	
	144	WALSH Amelia	
	143	O'BRIEN Kate	
4		<b>GER - Germany</b>	
	226	WELTE Miriam	
	225	VOGEL Kristina	
		<b>COL - Colombia</b>	
	165	GAVIRIA RENDON Juliana	
	164	BAYONA PINEDA Martha	

**Qualification rule:**

The fastest two winning teams race for the gold and silver medals, and the other two winning teams race for the bronze medal. Losers are classified from 5th to 8th place by their times in the First round.

Communiqué approved by the Secretary of the Commissaires Panel:

**Note:**

The composition of the teams may be subject to change up to 30 minutes before the start of the race. Sorted in the order given by the team.

## Women's Team Sprint / Vitesse par équipes femmes

### Qualifying / Qualifications

### Results / Résultats

Wed 12 Apr 2017 - Race distance: 2 laps

<b>World Record</b>	32.034 CHN - China	Saint-Quentin en Yvelines (FRA)	18 FEB 2015
---------------------	--------------------	---------------------------------	-------------

Rank	Country / Name	Lap 1	Time Lap 1-2	Average Speed km/h
1	<b>GER - Germany</b> 225 VOGEL Kristina 226 WELTE Miriam	18.583 (1)	<b>32.356</b> 13.773 (1)	55.631
2	<b>AUS - Australia</b> 113 MCCULLOCH Kaarle 114 MORTON Stephanie	19.006 (3)	<b>32.785</b> 13.779 (2)	54.903
3	<b>RUS - Russia</b> 340 SHMELEVA Daria 341 VOINOVA Anastasiia	18.722 (2)	<b>32.962</b> 14.240 (4)	54.608
4	<b>CHN - China</b> 156 GUO Shuang 158 LIN Junhong	19.175 (6)	<b>33.428</b> 14.253 (5)	53.847
5	<b>ESP - Spain</b> 179 CALVO BARBERO Tania 180 CASAS ROIGE Helena	19.098 (5)	<b>33.562</b> 14.464 (7)	53.632
6	<b>NED - Netherlands</b> 294 BRASPENNINCX Shanne 295 LAMBERINK Kyra	19.063 (4)	<b>33.582</b> 14.519 (8)	53.600
7	<b>CAN - Canada</b> 143 O'BRIEN Kate 144 WALSH Amelia	19.504 (9)	<b>33.703</b> 14.199 (3)	53.407
8	<b>COL - Colombia</b> 164 BAYONA PINEDA Martha 165 GAVIRIA RENDON Juliana	19.753 (11)	<b>34.018</b> 14.265 (6)	52.913
9	<b>MEX - Mexico</b> 281 SALAZAR VALLES Jessica 283 VERDUGO OSUNA Yuli	19.523 (10)	<b>34.072</b> 14.549 (9)	52.829
10	<b>KOR - Korea</b> 267 KIM Won Gyeong 268 LEE Hyejin	19.479 (8)	<b>34.115</b> 14.636 (10)	52.762
11	<b>ITA - Italy</b> 251 FIDANZA Martina 256 VECE Miriam	19.360 (7)	<b>34.579</b> 15.219 (11)	52.054
12	<b>IND - India</b> 238 DEBORAH Deborah 239 REJI Alena	20.865 (12)	<b>36.320</b> 15.455 (12)	49.559

#### Qualification rule:

The fastest eight teams qualify for the First round.

**Women's Team Sprint / Vitesse par équipes femmes****Qualifying / Qualifications****Results / Résultats**

Wed 12 Apr 2017 - Race distance: 2 laps

Rank	Country / Name	Lap 1	Time Lap 1-2	Average Speed km/h
------	-------------------	-------	-----------------	--------------------------

Communiqué approved by the Secretary of the Commissaires Panel:

**Note:**  
Riders are presented in their starting order

12-16 April 2017

**Women's Team Sprint / Vitesse par équipes femmes**
**Qualifying / Qualifications**
**Race Analysis / Analyse de la course**

Wed 12 Apr 2017

**Heat 1**

ITA - Italy				IND - India			
Distance	Time	Rank	Lap Time	Distance	Time	Rank	Lap Time
125m	11.746	7		125m	12.574	12	
250m	19.360	7	19.360	250m	20.865	12	20.865
375m	26.924	11		375m	28.614	12	
500m	34.579	11	15.219	500m	36.320	12	15.455

**Heat 2**

KOR - Korea				MEX - Mexico			
Distance	Time	Rank	Lap Time	Distance	Time	Rank	Lap Time
125m	11.865	9		125m	12.070	11	
250m	19.479	8	19.479	250m	19.523	10	19.523
375m	26.745	9		375m	26.741	8	
500m	34.115	10	14.636	500m	34.072	9	14.549

**Heat 3**

COL - Colombia				CAN - Canada			
Distance	Time	Rank	Lap Time	Distance	Time	Rank	Lap Time
125m	12.060	10		125m	11.796	8	
250m	19.753	11	19.753	250m	19.504	9	19.504
375m	26.868	10		375m	26.577	7	
500m	34.018	8	14.265	500m	33.703	7	14.199

**Heat 4**

AUS - Australia				NED - Netherlands			
Distance	Time	Rank	Lap Time	Distance	Time	Rank	Lap Time
125m	11.592	3		125m	11.670	5	
250m	19.006	3	19.006	250m	19.063	4	19.063
375m	25.865	3		375m	26.144	4	
500m	32.785	2	13.779	500m	33.582	6	14.519

**Heat 5**

CHN - China				GER - Germany			
Distance	Time	Rank	Lap Time	Distance	Time	Rank	Lap Time
125m	11.698	6		125m	11.329	1	
250m	19.175	6	19.175	250m	18.583	1	18.583
375m	26.303	6		375m	25.402	1	
500m	33.428	4	14.253	500m	32.356	1	13.773

**Heat 6**

RUS - Russia				ESP - Spain			
Distance	Time	Rank	Lap Time	Distance	Time	Rank	Lap Time
125m	11.479	2		125m	11.666	4	
250m	18.722	2	18.722	250m	19.098	5	19.098
375m	25.819	2		375m	26.217	5	
500m	32.962	3	14.240	500m	33.562	5	14.464

## Women's Team Sprint / Vitesse par équipes femmes

### Qualifying / Qualifications

### Start List / Liste de départ

Wed 12 Apr 2017 - Race distance: 2 laps

<b>World Record</b>	32.034 CHN - China	Saint-Quentin en Yvelines (FRA)	18 FEB 2015
---------------------	--------------------	---------------------------------	-------------

Heat	Race Number	Country / Name	Time
1		<b>ITA - Italy</b>	
	256	VECE Miriam	
	251	FIDANZA Martina	
		<b>IND - India</b>	
2		<b>KOR - Korea</b>	
	267	KIM Won Gyeong	
	268	LEE Hyejin	
		<b>MEX - Mexico</b>	
3		<b>COL - Colombia</b>	
	164	BAYONA PINEDA Martha	
	165	GAVIRIA RENDON Juliana	
		<b>CAN - Canada</b>	
4		<b>AUS - Australia</b>	
	114	MORTON Stephanie	
	113	MCCULLOCH Kaarle	
		<b>NED - Netherlands</b>	
5		<b>CHN - China</b>	
	158	LIN Junhong	
	156	GUO Shuang	
		<b>GER - Germany</b>	
6		<b>RUS - Russia</b>	
	340	SHMELEVA Daria	
	341	VOINOVA Anastasiia	
		<b>ESP - Spain</b>	
	179	CALVO BARBERO Tania	
	180	CASAS ROIGE Helena	

#### Qualification rule:

The fastest eight teams qualify for the First round.

**Women's Team Sprint / Vitesse par équipes femmes****Qualifying / Qualifications****Start List / Liste de départ**

Wed 12 Apr 2017 - Race distance: 2 laps

Heat	Race Number	Country / Name	Time
------	-------------	----------------	------

Communiqué approved by the Secretary of the Commissaires Panel:

**Note:**

The composition of the teams may be subject to change up to 30 minutes before the start of the race. Sorted in the order given by the team.

## Women's Sprint / Vitesse femmes

### Results and Final Classification / Résultats et classement final

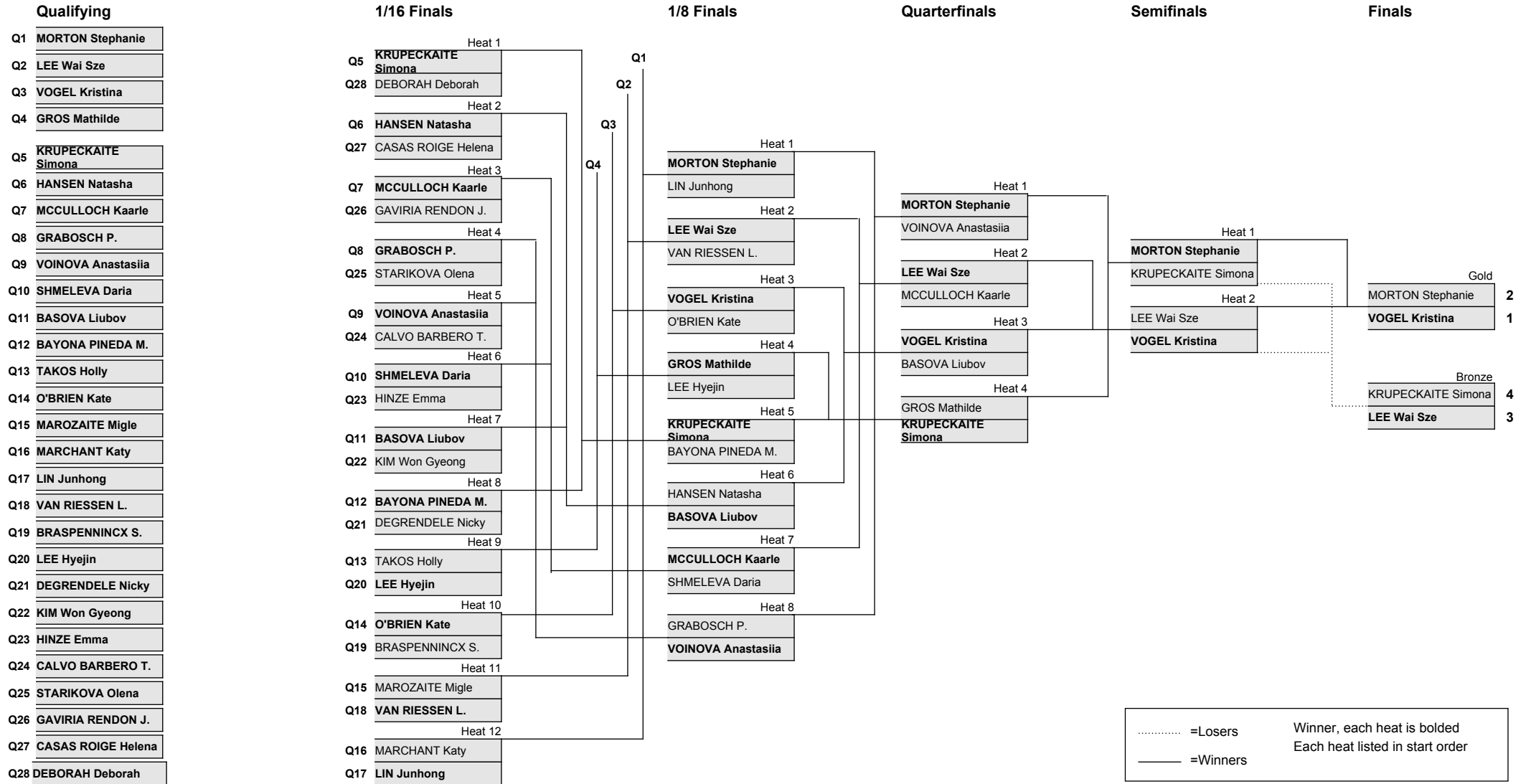
Fri 14 Apr 2017 - Race distance: 3 laps

Rank	Race Number	Name	Country Code	1st Race	2nd Race	Decider
<b>Final for Gold</b>						
				200m Time:	11.304	11.372
				Average Speed km/h:	63.694	63.313
GOLD	1	225	VOGEL Kristina	GER	Winner	Winner
SILVER	2	114	MORTON Stephanie	AUS	+0.149	+0.147
<b>Final for Bronze</b>						
				200m Time:	11.461	11.363
				Average Speed km/h:	62.821	63.363
BRONZE	3	232	LEE Wai Sze	HKG	Winner	Winner
	4	270	KRUPECKAITE Simona	LTU	+0.054	+0.039
<b>Did not qualify for semifinals</b>						
	5	194	GROS Mathilde	FRA		
	6	113	MCCULLOCH Kaarle	AUS		
	7	341	VOINOVA Anastasiia	RUS		
	8	353	BASOVA Liubov	UKR		
<b>Did not qualify for 1/4 finals</b>						
	9	306	HANSEN Natasha	NZL		
	10	221	GRABOSCH Pauline Sophie	GER		
	11	340	SHMELEVA Daria	RUS		
	12	164	BAYONA PINEDA Martha	COL		
	13	143	O'BRIEN Kate	CAN		
	14	158	LIN Junhong	CHN		
	15	296	VAN RIESSSEN Laurine	NED		
	16	268	LEE Hyejin	KOR		
<b>Did not qualify for 1/8 finals</b>						
	17	115	TAKOS Holly	AUS		
	18	271	MAROZAITE Migle	LTU		
	19	208	MARCHANT Katy	GBR		
	20	294	BRASPENNINCX Shanne	NED		
	21	123	DEGRENDELE Nicky	BEL		
	22	267	KIM Won Gyeong	KOR		
	23	222	HINZE Emma	GER		
	24	179	CALVO BARBERO Tania	ESP		
	25	355	STARIKOVA Olena	UKR		
	26	165	GAVIRIA RENDON Juliana	COL		
	27	180	CASAS ROIGE Helena	ESP		
	28	238	DEBORAH Deborah	IND		
<b>Did not qualify for 1/16 finals</b>						
	29	235	MA Wing Yu	HKG		

Communiqué approved by the Secretary of the Commissaires Panel:



**Women's Sprint / Vitesse femmes**  
**Results Bracket / Tableau des matchs avec résultats**



Communiqué approved by the Secretary of the Commissaires Panel:

## Women's Sprint / Vitesse femmes

### Finals / Finales

#### Start List / Liste de départ

Fri 14 Apr 2017 - Race distance: 3 laps

Race Number	Name	Country Code	1st Race	2nd Race	Decider
<b>For Bronze</b>					
		200m Time:			
		Average Speed km/h:			
270	KRUPECKAITE Simona	LTU			
232	LEE Wai Size	HKG			
<b>For Gold</b>					
		200m Time:			
		Average Speed km/h:			
114	MORTON Stephanie	AUS			
225 w	VOGEL Kristina	GER			

Communiqué approved by the Secretary of the Commissaires Panel:

.....

**Legend:**  
W Warning

**Women's Sprint / Vitesse femmes**

**Semifinals / Demi-finales**

**Results / Résultats**

Fri 14 Apr 2017 - Race distance: 3 laps

Rank	Race Number	Name	Country Code	1st Race	2nd Race	Decider
<b>Heat 1</b>						
				200m Time: 11.326	11.327	11.438
				Average Speed km/h: 63.570	63.564	62.948
1	114	<b>MORTON Stephanie</b>	<b>AUS</b>	<b>+0.023</b>	<b>Winner</b>	<b>Winner</b>
2	270	KRUPECKAITE Simona	LTU	Winner	+0.171	+0.174
<b>Heat 2</b>						
				200m Time: 11.174	11.213	
				Average Speed km/h: 64.435	64.211	
1	225	<b>VOGEL Kristina</b>	<b>GER</b>	<b>Winner</b>	<b>Winner</b>	
2	232	LEE Wai Sze	HKG	+0.038	+0.065	

**Qualification rule:**

The winners race for the gold and silver medals. The losers race for the bronze medal.

**No. 225 VOGEL Kristina (GER)**

Warning for not having held his/her line during the last 200 meters of the race

Avertissement pour ne pas avoir tenue sa ligne dans les 200 derniers mètres de l'épreuve

Communiqué approved by the Secretary of the Commissaires Panel:

**Women's Sprint / Vitesse femmes**

**Semifinals / Demi-finales**

**Start List / Liste de départ**

Fri 14 Apr 2017 - Race distance: 3 laps

Race Number	Name	Country Code	1st Race	2nd Race	Decider
<b>Heat 1</b>					
		200m Time:			
		Average Speed km/h:			
114	MORTON Stephanie	AUS			
270	KRUPECKAITE Simona	LTU			
<b>Heat 2</b>					
		200m Time:			
		Average Speed km/h:			
232	LEE Wai Sze	HKG			
225	VOGEL Kristina	GER			

**Qualification rule:**

The winners race for the gold and silver medals. The losers race for the bronze medal.

Communiqué approved by the Secretary of the Commissaires Panel:

## Women's Sprint / Vitesse femmes

### Quarterfinals / Quart de finales

#### Results / Résultats

Thu 13 Apr 2017 - Race distance: 3 laps

Rank	Race Number	Name	Country Code	1st Race	2nd Race	Decider
<b>Heat 1</b>						
				200m Time:	11.527	11.404
				Average Speed km/h:	62.462	63.135
1	114	<b>MORTON Stephanie</b>	<b>AUS</b>	<b>Winner</b>	<b>Winner</b>	
2	341	VOINOVA Anastasiia	RUS	+0.033	+0.002	
<b>Heat 2</b>						
				200m Time:	11.549	11.442
				Average Speed km/h:	62.343	62.926
1	232	<b>LEE Wai Sze</b>	<b>HKG</b>	<b>Winner</b>	<b>Winner</b>	
2	113	MCCULLOCH Kaarle	AUS	+0.213	+0.068	
<b>Heat 3</b>						
				200m Time:	11.188	11.575
				Average Speed km/h:	64.354	62.203
1	225	<b>VOGEL Kristina</b>	<b>GER</b>	<b>Winner</b>	<b>Winner</b>	
2	353	BASOVA Liubov	UKR	+0.140	+0.015	
<b>Heat 4</b>						
				200m Time:	11.805	11.432
				Average Speed km/h:	60.991	62.981
1	270	<b>KRUPECKAITE Simona</b>	<b>LTU</b>	<b>Winner</b>	<b>Winner</b>	
2	194	GROS Mathilde	FRA	+0.001	+0.116	

#### Qualification rule:

The winner of each heat qualifies to the Semifinals.

Communiqué approved by the Secretary of the Commissaires Panel:

**Women's Sprint / Vitesse femmes**

**Quarterfinals / Quart de finales**

**Start List / Liste de départ**

Thu 13 Apr 2017 - Race distance: 3 laps

Race Number	Name	Country Code	1st Race	2nd Race	Decider
<b>Heat 1</b>					
		200m Time:			
		Average Speed km/h:			
114	MORTON Stephanie	AUS			
341	VOINOVA Anastasiia	RUS			
<b>Heat 2</b>					
		200m Time:			
		Average Speed km/h:			
232	LEE Wai Sze	HKG			
113	MCCULLOCH Kaarle	AUS			
<b>Heat 3</b>					
		200m Time:			
		Average Speed km/h:			
225	VOGEL Kristina	GER			
353	BASOVA Liubov	UKR			
<b>Heat 4</b>					
		200m Time:			
		Average Speed km/h:			
194	GROS Mathilde	FRA			
270	KRUPECKAITE Simona	LTU			

**Qualification rule:**

The winner of each heat qualifies to the Semifinals.

Communiqué approved by the Secretary of the Commissaires Panel:

**Women's Sprint / Vitesse femmes**
**1/8 Finals / 1/8 de finales**
**Results / Résultats**

Thu 13 Apr 2017 - Race distance: 3 laps

Rank	Race Number	Name	Country Code	
				200m Time: 11.563
				Average Speed km/h: 62.267
<b>Heat 1</b>				
1	114	<b>MORTON Stephanie</b>	<b>AUS</b>	<b>Winner</b>
2	158	LIN Junhong	CHN	+0.103
				200m Time: 11.475
				Average Speed km/h: 62.745
<b>Heat 2</b>				
1	232	<b>LEE Wai Sze</b>	<b>HKG</b>	<b>Winner</b>
2	296	VAN RIESSEN Laurine	NED	+0.091
				200m Time: 11.398
				Average Speed km/h: 63.168
<b>Heat 3</b>				
1	225	<b>VOGEL Kristina</b>	<b>GER</b>	<b>Winner</b>
2	143	O'BRIEN Kate	CAN	+0.352
				200m Time: 11.562
				Average Speed km/h: 62.272
<b>Heat 4</b>				
1	194	<b>GROS Mathilde</b>	<b>FRA</b>	<b>Winner</b>
2	268	LEE Hyejin	KOR	+0.092
				200m Time: 11.747
				Average Speed km/h: 61.292
<b>Heat 5</b>				
1	270	<b>KRUPECKAITE Simona</b>	<b>LTU</b>	<b>Winner</b>
2	164	BAYONA PINEDA Martha	COL	+0.021
				200m Time: 11.453
				Average Speed km/h: 62.865
<b>Heat 6</b>				
1	353	<b>BASOVA Liubov</b>	<b>UKR</b>	<b>Winner</b>
2	306	HANSEN Natasha	NZL	+0.099
				200m Time: 11.366
				Average Speed km/h: 63.346
<b>Heat 7</b>				
1	113	<b>MCCULLOCH Kaarle</b>	<b>AUS</b>	<b>Winner</b>
2	340	SHMELEVA Daria	RUS	+0.050
				200m Time: 11.262
				Average Speed km/h: 63.931
<b>Heat 8</b>				
1	341	<b>VOINOVA Anastasiia</b>	<b>RUS</b>	<b>Winner</b>
2	221	GRABOSCH Pauline Sophie	GER	+0.021

**Qualification rule:**

The winner of each heat qualifies to the Quarterfinals.

Communiqué approved by the Secretary of the Commissaires Panel:

**Note:**

The average speed is taken over the last 200m.

## Women's Sprint / Vitesse femmes

### 1/8 Finals / 1/8 de finales

### Start List / Liste de départ

Thu 13 Apr 2017 - Race distance: 3 laps

Race Number	Name	Country Code
<b>Heat 1</b>		
		200m Time: Average Speed km/h:
114	MORTON Stephanie	AUS
158	LIN Junhong	CHN
<b>Heat 2</b>		
		200m Time: Average Speed km/h:
232	LEE Wai Sze	HKG
296	VAN RIESSSEN Laurine	NED
<b>Heat 3</b>		
		200m Time: Average Speed km/h:
225	VOGEL Kristina	GER
143	O'BRIEN Kate	CAN
<b>Heat 4</b>		
		200m Time: Average Speed km/h:
194	GROS Mathilde	FRA
268	LEE Hyejin	KOR
<b>Heat 5</b>		
		200m Time: Average Speed km/h:
270	KRUPECKAITE Simona	LTU
164	BAYONA PINEDA Martha	COL
<b>Heat 6</b>		
		200m Time: Average Speed km/h:
306	HANSEN Natasha	NZL
353	BASOVA Liubov	UKR
<b>Heat 7</b>		
		200m Time: Average Speed km/h:
113	MCCULLOCH Kaarle	AUS
340	SHMELEVA Daria	RUS
<b>Heat 8</b>		
		200m Time: Average Speed km/h:
221	GRABOSCH Pauline Sophie	GER
341	VOINOVA Anastasiia	RUS

**Qualification rule:**

The winner of each heat qualifies to the Quarterfinals.

Communiqué approved by the Secretary of the Commissaires Panel:



## Women's Sprint / Vitesse femmes

### 1/16 Finals / 1/16 de finales

### Results / Résultats

Thu 13 Apr 2017 - Race distance: 3 laps

Rank	Race Number	Name	Country Code	
<b>Heat 1</b>				200m Time: 11.720 Average Speed km/h: 61.433
1	270	<b>KRUPECKAITE Simona</b>	<b>LTU</b>	<b>Winner</b>
2	238	DEBORAH Deborah	IND	+0.134
<b>Heat 2</b>				200m Time: 11.487 Average Speed km/h: 62.679
1	306	<b>HANSEN Natasha</b>	<b>NZL</b>	<b>Winner</b>
2	180	CASAS ROIGE Helena	ESP	+0.080
<b>Heat 3</b>				200m Time: 11.792 Average Speed km/h: 61.058
1	113	<b>MCCULLOCH Kaarle</b>	<b>AUS</b>	<b>Winner</b>
2	165	GAVIRIA RENDON Juliana	COL	+0.358
<b>Heat 4</b>				200m Time: 11.628 Average Speed km/h: 61.919
1	221	<b>GRABOSCH Pauline Sophie</b>	<b>GER</b>	<b>Winner</b>
2	355	STARIKOVA Olena	UKR	+0.063
<b>Heat 5</b>				200m Time: 11.509 Average Speed km/h: 62.559
1	341	<b>VOINOVA Anastasiia</b>	<b>RUS</b>	<b>Winner</b>
2	179	CALVO BARBERO Tania	ESP	+1.492
<b>Heat 6</b>				200m Time: 11.690 Average Speed km/h: 61.591
1	340	<b>SHMELEVA Daria</b>	<b>RUS</b>	<b>Winner</b>
2	222	HINZE Emma	GER	+0.198
<b>Heat 7</b>				200m Time: 11.804 Average Speed km/h: 60.996
1	353	<b>BASOVA Liubov</b>	<b>UKR</b>	<b>Winner</b>
2	267	KIM Won Gyeong	KOR	+0.143
<b>Heat 8</b>				200m Time: 11.545 Average Speed km/h: 62.364
1	164	<b>BAYONA PINEDA Martha</b>	<b>COL</b>	<b>Winner</b>
2	123	DEGRENDELE Nicky	BEL	+0.015
<b>Heat 9</b>				200m Time: 11.937 Average Speed km/h: 60.316
1	268	<b>LEE Hyejin</b>	<b>KOR</b>	<b>Winner</b>
2	115	TAKOS Holly	AUS	+0.013
<b>Heat 10</b>				200m Time: 11.687 Average Speed km/h: 61.606
1	143	<b>O'BRIEN Kate</b>	<b>CAN</b>	<b>Winner</b>
2	294	BRASPENNINCX Shanne	NED	+0.048
<b>Heat 11</b>				200m Time: 11.521 Average Speed km/h: 62.494
1	296	<b>VAN RIESSEN Laurine</b>	<b>NED</b>	<b>Winner</b>
2	271	MAROZAITE Migle	LTU	+0.089
<b>Heat 12</b>				200m Time: 11.580 Average Speed km/h: 62.176
1	158	<b>LIN Junhong</b>	<b>CHN</b>	<b>Winner</b>
2	208	MARCHANT Katy	GBR	+0.028

**Women's Sprint / Vitesse femmes****1/16 Finals / 1/16 de finales****Results / Résultats**

Thu 13 Apr 2017 - Race distance: 3 laps

Rank	Race Number	Name	Country Code
------	-------------	------	--------------

**Qualification rule:**

The winner of each heat qualifies to the 1/8 finals.

Communiqué approved by the Secretary of the Commissaires Panel:

**Note:**

The average speed is taken over the last 200m.

## Women's Sprint / Vitesse femmes

### 1/16 Finals / 1/16 de finales

### Start List / Liste de départ

Thu 13 Apr 2017 - Race distance: 3 laps

Race Number	Name	Country Code	200m Time:	Average Speed km/h:
<b>Heat 1</b>				
270	KRUPECKAITE Simona	LTU		
238	DEBORAH Deborah	IND		
<b>Heat 2</b>				
306	HANSEN Natasha	NZL		
180	CASAS ROIGE Helena	ESP		
<b>Heat 3</b>				
113	MCCULLOCH Kaarle	AUS		
165	GAVIRIA RENDON Juliana	COL		
<b>Heat 4</b>				
221	GRABOSCH Pauline Sophie	GER		
355	STARIKOVA Olena	UKR		
<b>Heat 5</b>				
341	VOINOVA Anastasiia	RUS		
179	CALVO BARBERO Tania	ESP		
<b>Heat 6</b>				
340	SHMELEVA Daria	RUS		
222	HINZE Emma	GER		
<b>Heat 7</b>				
353	BASOVA Liubov	UKR		
267	KIM Won Gyeong	KOR		
<b>Heat 8</b>				
164	BAYONA PINEDA Martha	COL		
123	DEGRENDELE Nicky	BEL		
<b>Heat 9</b>				
115	TAKOS Holly	AUS		
268	LEE Hyejin	KOR		
<b>Heat 10</b>				
143	O'BRIEN Kate	CAN		
294	BRASPENNINCX Shanne	NED		
<b>Heat 11</b>				
271	MAROZAITE Migle	LTU		
296	VAN RIESSEN Laurine	NED		
<b>Heat 12</b>				
208	MARCHANT Katy	GBR		
158	LIN Junhong	CHN		

**Women's Sprint / Vitesse femmes****1/16 Finals / 1/16 de finales****Start List / Liste de départ**

Thu 13 Apr 2017 - Race distance: 3 laps

Race Number	Name	Country Code
-------------	------	--------------

**Qualification rule:**

The winner of each heat qualifies to the 1/8 finals.

Communiqué approved by the Secretary of the Commissaires Panel:

## Women's Sprint / Vitesse femmes

### Qualifying / Qualifications

### Results / Résultats

Thu 13 Apr 2017 - Race distance: 200m flying start (3.5 laps)

<b>World Record</b>	10.384 VOGEL Kristina	GER	Aguascalientes (MEX)	7 DEC 2013
---------------------	-----------------------	-----	----------------------	------------

Rank	Race Number	Name	Country Code	100m	Time 100-200	Average Speed km/h
1	114	MORTON Stephanie	AUS	5.328 (2)	<b>10.724</b> 5.396 (1)	67.139
2	232	LEE Wai Sze	HKG	5.288 (1)	<b>10.764</b> 5.476 (4)	66.889
3	225	VOGEL Kristina	GER	5.344 (3)	<b>10.816</b> 5.472 (3)	66.568
4	194	GROS Mathilde	FRA	5.360 (4)	<b>10.826</b> 5.466 (2)	66.506
5	270	KRUPECKAITE Simona	LTU	5.418 (9)	<b>10.937</b> 5.519 (5)	65.831
6	306	HANSEN Natasha	NZL	5.392 (7)	<b>10.945</b> 5.553 (6)	65.783
7	113	MCCULLOCH Kaarle	AUS	5.395 (8)	<b>10.962</b> 5.567 (7)	65.681
8	221	GRABOSCH Pauline Sophie	GER	5.387 (5)	<b>10.967</b> 5.580 (8)	65.651
9	341	VOINOVA Anastasiia	RUS	5.388 (6)	<b>10.975</b> 5.587 (10)	65.603
10	340	SHMELEVA Daria	RUS	5.420 (10)	<b>11.012</b> 5.592 (11)	65.383
11	353	BASOVA Liubov	UKR	5.462 (14)	<b>11.044</b> 5.582 (9)	65.193
12	164	BAYONA PINEDA Martha	COL	5.458 (13)	<b>11.062</b> 5.604 (12)	65.087
13	115	TAKOS Holly	AUS	5.452 (12)	<b>11.075</b> 5.623 (13)	65.011
14	143	O'BRIEN Kate	CAN	5.434 (11)	<b>11.106</b> 5.672 (16)	64.829
15	271	MAROZAITE Migle	LTU	5.477 (15)	<b>11.147</b> 5.670 (15)	64.591
16	208	MARCHANT Katy	GBR	5.516 (18)	<b>11.151</b> 5.635 (14)	64.568
17	158	LIN Junhong	CHN	5.486 (16)	<b>11.169</b> 5.683 (20)	64.464
18	296	VAN RIESSEN Laurine	NED	5.494 (17)	<b>11.176</b> 5.682 (19)	64.423
19	294	BRASPENNINCX Shanne	NED	5.534 (19)	<b>11.209</b> 5.675 (17)	64.234
20	268	LEE Hyejin	KOR	5.534 (19)	<b>11.239</b> 5.705 (23)	64.062

## Women's Sprint / Vitesse femmes

### Qualifying / Qualifications

### Results / Résultats

Thu 13 Apr 2017 - Race distance: 200m flying start (3.5 laps)

Rank	Race Number	Name	Country Code	100m	Time 100-200	Average Speed km/h
21	123	DEGRENDELE Nicky	BEL	5.568 (24)	<b>11.248</b> 5.680 (18)	64.011
22	267	KIM Won Gyeong	KOR	5.566 (23)	<b>11.253</b> 5.687 (21)	63.982
23	222	HINZE Emma	GER	5.562 (22)	<b>11.255</b> 5.693 (22)	63.971
24	179	CALVO BARBERO Tania	ESP	5.546 (21)	<b>11.336</b> 5.790 (24)	63.514
25	355	STARIKOVA Olena	UKR	5.606 (25)	<b>11.397</b> 5.791 (25)	63.174
26	165	GAVIRIA RENDON Juliana	COL	5.698 (26)	<b>11.569</b> 5.871 (26)	62.235
27	180	CASAS ROIGE Helena	ESP	5.742 (27)	<b>11.761</b> 6.019 (28)	61.219
28	238	DEBORAH Deborah	IND	5.835 (29)	<b>11.807</b> 5.972 (27)	60.980
29	235	MA Wing Yu	HKG	5.802 (28)	<b>11.832</b> 6.030 (29)	60.851

**Qualification rule:**

Top 4 riders qualify for 1/8 finals. 5th to 28th places qualify for 1/16 finals.

Communiqué approved by the Secretary of the Commissaires Panel:

## Women's Sprint / Vitesse femmes

### Qualifying / Qualifications

### Start List / Liste de départ

Thu 13 Apr 2017 - Race distance: 200m flying start (3.5 laps)

<b>World Record</b>	10.384 VOGEL Kristina	GER	Aguascalientes (MEX)	7 DEC 2013
---------------------	-----------------------	-----	----------------------	------------

Order	Race Number	Name	Country Code	Time
1	235	MA Wing Yu	HKG	_____
2	158	LIN Junhong	CHN	_____
3	194	GROS Mathilde	FRA	_____
4	267	KIM Won Gyeong	KOR	_____
5	294	BRASPENNINCX Shanne	NED	_____
6	238	DEBORAH Deborah	IND	_____
7	221	GRABOSCH Pauline Sophie	GER	_____
8	268	LEE Hyejin	KOR	_____
9	164	BAYONA PINEDA Martha	COL	_____
10	165	GAVIRIA RENDON Juliana	COL	_____
11	353	BASOVA Liubov	UKR	_____
12	340	SHMELEVA Daria	RUS	_____
13	306	HANSEN Natasha	NZL	_____
14	115	TAKOS Holly	AUS	_____
15	113	MCCULLOCH Kaarle	AUS	_____
16	222	HINZE Emma	GER	_____
17	143	O'BRIEN Kate	CAN	_____
18	296	VAN RIESSEN Laurine	NED	_____
19	208	MARCHANT Katy	GBR	_____
20	114	MORTON Stephanie	AUS	_____
21	271	MAROZAITE Migle	LTU	_____
22	180	CASAS ROIGE Helena	ESP	_____
23	355	STARIKOVA Olena	UKR	_____
24	123	DEGRENDELE Nicky	BEL	_____
25	232	LEE Wai Sze	HKG	_____
26	341	VOINOVA Anastasiia	RUS	_____
27	270	KRUPECKAITE Simona	LTU	_____
28	225	VOGEL Kristina	GER	_____
29	179	CALVO BARBERO Tania	ESP	_____

**Qualification rule:**

Top 4 riders qualify for 1/8 finals. 5th to 28th places qualify for 1/16 finals.

Communiqué approved by the Secretary of the Commissaires Panel:

## Women's Keirin / Keirin femmes

### Results and Final Classification / Résultats et classement final

Sun 16 Apr 2017 - Race distance: 6 laps

Rank	Race Number	Name	Country Code	Time Behind
<b>Final 1-6</b>				
			200m Time: 11.310	
			Average Speed: 63.660km/h	
1	225	VOGEL Kristina	GER	
2	164	BAYONA PINEDA Martha	COL	+0.061
3	123	DEGRENDELE Nicky	BEL	+0.130
4	114	MORTON Stephanie	AUS	+0.257
5	294	BRASPENNINCX Shanne	NED	+0.288
6	270	KRUPECKAITE Simona	LTU	+1.480
<b>Final 7-12</b>				
			200m Time: 11.357	
			Average Speed: 63.397km/h	
7	296	VAN RIESSEN Laurine	NED	
8	341	VOINOVA Anastasiia	RUS	+0.090
9	353	BASOVA Liubov	UKR	+0.180
10	232	LEE Wai Sze	HKG	+0.332
11	156	GUO Shuang	CHN	+0.465
12	268	LEE Hyejin	KOR	+0.851
<b>Did not qualify from First round</b>				
13	113	MCCULLOCH Kaarle	AUS	
13	180	CASAS ROIGE Helena	ESP	
13	280	GAXIOLA GONZALEZ Luz Daniela	MEX	
13	283	VERDUGO OSUNA Yuli	MEX	
17	143	O'BRIEN Kate	CAN	
17	179	CALVO BARBERO Tania	ESP	
17	208	MARCHANT Katy	GBR	
17	336	KISELEVA Tatiana	RUS	
21	115	TAKOS Holly	AUS	
21	221	GRABOSCH Pauline Sophie	GER	
21	222	HINZE Emma	GER	
21	241	MCCURLEY Shannon	IRL	
25	158	LIN Junhong	CHN	
25	271	MAROZAITE Migle	LTU	
25	355	STARIKOVA Olena	UKR	

Communiqué approved by the Secretary of the Commissaires Panel:



**Women's Keirin / Keirin femmes**
**Finals / Finales**
**Start List / Liste de départ**

Sun 16 Apr 2017 - Race distance: 6 laps

Race Number	Name	Country Code
<b>Final 7-12</b>		
156	GUO Shuang	CHN
232	LEE Wai Sze	HKG
268	LEE Hyejin	KOR
296	VAN RIESSEN Laurine	NED
341	VOINOVA Anastasiia	RUS
353	BASOVA Liubov	UKR
<b>Final 1-6</b>		
114	MORTON Stephanie	AUS
123	DEGRENDELE Nicky	BEL
164 w	BAYONA PINEDA Martha	COL
225 w	VOGEL Kristina	GER
270	KRUPECKAITE Simona	LTU
294	BRASPENNINCX Shanne	NED

Communiqué approved by the Secretary of the Commissaires Panel:

.....

**Legend:**  
**W** Warning

**Women's Keirin / Keirin femmes**
**Second Round / Deuxième tour**
**Results / Résultats**

Sun 16 Apr 2017 - Race distance: 6 laps

Rank	Race Number	Name	Country Code	Time Behind
200m Time: 11.496 Average Speed: 62.630km/h				
<b>Heat 1</b>				
1	225	<b>VOGEL Kristina</b>	<b>GER</b>	
2	164	<b>BAYONA PINEDA Martha</b>	<b>COL</b>	+0.065
3	123	<b>DEGRENDELE Nicky</b>	<b>BEL</b>	+0.102
4	341	VOINOVA Anastasiia	RUS	+0.149
5	296	VAN RIESSEN Laurine	NED	+0.362
6	156	GUO Shuang	CHN	+0.520
200m Time: 11.577 Average Speed: 62.192km/h				
<b>Heat 2</b>				
1	114	<b>MORTON Stephanie</b>	<b>AUS</b>	
2	294	<b>BRASPENNINCX Shanne</b>	<b>NED</b>	+0.030
3	270	<b>KRUPECKAITE Simona</b>	<b>LTU</b>	+0.316
4	353	BASOVA Liubov	UKR	+0.529
5	232	LEE Wai Sze	HKG	+0.739
6	268	LEE Hyejin	KOR	DNF

**Qualification rule:**

The first three riders in each heat qualify to final 1-6, all other riders advance to final 7-12.

**No. 164 BAYONA PINEDA Martha (COL)**

 Warning for not holding his/her line during the final sprint  
 Avertissement pour avoir quitté sa ligne pendant le sprint final

**No. 225 VOGEL Kristina (GER)**

 Warning for not holding his/her line during the final sprint  
 Avertissement pour avoir quitté sa ligne pendant le sprint final

Communiqué approved by the Secretary of the Commissaires Panel:

**Legend:**  
**DNF** Did Not Finish

**Women's Keirin / Keirin femmes****Second Round / Deuxième tour****Start List / Liste de départ**

Sun 16 Apr 2017 - Race distance: 6 laps

Race Number	Name	Country Code
<b>Heat 1</b>		
123	DEGRENDELE Nicky	BEL
156	GUO Shuang	CHN
164	BAYONA PINEDA Martha	COL
225	VOGEL Kristina	GER
296	VAN RIESSEN Laurine	NED
341	VOINOVA Anastasiia	RUS
<b>Heat 2</b>		
114	MORTON Stephanie	AUS
232	LEE Wai Sze	HKG
268	LEE Hyejin	KOR
270	KRUPECKAITE Simona	LTU
294	BRASPENNINCX Shanne	NED
353	BASOVA Liubov	UKR

**Qualification rule:**

The first three riders in each heat qualify to final 1-6, all other riders advance to final 7-12.

Communiqué approved by the Secretary of the Commissaires Panel:

**Women's Keirin / Keirin femmes**  
**First Round Repechages / Repêchage premier tour**  
**Results / Résultats**

Sun 16 Apr 2017 - Race distance: 6 laps

Rank	Race Number	Name	Country Code	Time Behind
200m Time: 11.686 Average Speed: 61.612km/h				
<b>Heat 1</b>				
1	341	<b>VOINOVA Anastasiia</b>	<b>RUS</b>	
2	180	CASAS ROIGE Helena	ESP	+0.028
3	143	O'BRIEN Kate	CAN	+0.281
4	115	TAKOS Holly	AUS	+0.446
5	158	LIN Junhong	CHN	+0.996
200m Time: 11.654 Average Speed: 61.781km/h				
<b>Heat 2</b>				
1	268	<b>LEE Hyejin</b>	<b>KOR</b>	
2	283	VERDUGO OSUNA Yuli	MEX	+0.089
3	208	MARCHANT Katy	GBR	+0.198
4	222	HINZE Emma	GER	+0.243
200m Time: 11.727 Average Speed: 61.396km/h				
<b>Heat 3</b>				
1	353	<b>BASOVA Liubov</b>	<b>UKR</b>	
2	113	MCCULLOCH Kaarle	AUS	+0.254
3	179	CALVO BARBERO Tania	ESP	+0.369
4	221	GRABOSCH Pauline Sophie	GER	+0.382
5	271	MAROZAITE Migle	LTU	+0.487
200m Time: 11.628 Average Speed: 61.919km/h				
<b>Heat 4</b>				
1	296	<b>VAN RIESSEN Laurine</b>	<b>NED</b>	
2	280	GAXIOLA GONZALEZ Luz Daniela	MEX	+0.108
3	336	KISELEVA Tatiana	RUS	+0.272
4	241	MCCURLEY Shannon	IRL	+0.325
5	355	STARIKOVA Olena	UKR	+0.834

**Qualification rule:**

The winner of each heat qualifies to the Second round.

Communiqué approved by the Secretary of the Commissaires Panel:

**Women's Keirin / Keirin femmes**
**First Round Repechages / Repêchage premier tour**
**Start List / Liste de départ**

Sun 16 Apr 2017 - Race distance: 6 laps

Race Number	Name	Country Code
<b>Heat 1</b>		
115	TAKOS Holly	AUS
143	O'BRIEN Kate	CAN
158	LIN Junhong	CHN
180	CASAS ROIGE Helena	ESP
341	VOINOVA Anastasiia	RUS
<b>Heat 2</b>		
208	MARCHANT Katy	GBR
222	HINZE Emma	GER
268	LEE Hyejin	KOR
283	VERDUGO OSUNA Yuli	MEX
<b>Heat 3</b>		
113	MCCULLOCH Kaarle	AUS
179	CALVO BARBERO Tania	ESP
221	GRABOSCH Pauline Sophie	GER
271	MAROZAITE Migle	LTU
353	BASOVA Liubov	UKR
<b>Heat 4</b>		
241	MCCURLEY Shannon	IRL
280	GAXIOLA GONZALEZ Luz Daniela	MEX
296	VAN RIESSEN Laurine	NED
336	KISELEVA Tatiana	RUS
355	STARIKOVA Olena	UKR

**Qualification rule:**

The winner of each heat qualifies to the Second round.

Communiqué approved by the Secretary of the Commissaires Panel:

12-16 April 2017

Communiqué no. 91

**Women's Keirin / Keirin femmes**
**First Round / Premier tour**
**Results / Résultats**

Sun 16 Apr 2017 - Race distance: 6 laps

Rank	Race Number	Name	Country Code	Time Behind
200m Time: 11.286 Average Speed: 63.795km/h				
<b>Heat 1</b>				
1	225	<b>VOGEL Kristina</b>	<b>GER</b>	
2	294	<b>BRASPENNINCX Shanne</b>	<b>NED</b>	+0.054
3	180	CASAS ROIGE Helena	ESP	+0.889
4	336	KISELEVA Tatiana	RUS	+1.006
5	271	MAROZAITE Migle	LTU	+1.186
6	283	VERDUGO OSUNA Yuli	MEX	+1.234
7	158	LIN Junhong	CHN	+1.652
200m Time: 11.386 Average Speed: 63.235km/h				
<b>Heat 2</b>				
1	114	<b>MORTON Stephanie</b>	<b>AUS</b>	
2	156	<b>GUO Shuang</b>	<b>CHN</b>	+0.016
3	222	HINZE Emma	GER	+0.408
4	353	BASOVA Liubov	UKR	+0.565
5	268	LEE Hyejin	KOR	+0.617
6	341	VOINOVA Anastasiia	RUS	+0.873
7	296	VAN RIESSEN Laurine	NED	+0.911
200m Time: 11.313 Average Speed: 63.643km/h				
<b>Heat 3</b>				
1	232	<b>LEE Wai Sze</b>	<b>HKG</b>	
2	123	<b>DEGRENDELE Nicky</b>	<b>BEL</b>	+0.055
3	113	MCCULLOCH Kaarle	AUS	+0.079
4	208	MARCHANT Katy	GBR	+0.246
5	143	O'BRIEN Kate	CAN	+0.348
6	221	GRABOSCH Pauline Sophie	GER	+0.400
7	179	CALVO BARBERO Tania	ESP	+0.444
200m Time: 11.492 Average Speed: 62.652km/h				
<b>Heat 4</b>				
1	164	<b>BAYONA PINEDA Martha</b>	<b>COL</b>	
2	270	<b>KRUPECKAITE Simona</b>	<b>LTU</b>	+0.003
3	280	GAXIOLA GONZALEZ Luz Daniela	MEX	+0.057
4	115	TAKOS Holly	AUS	+0.247
5	241	MCCURLEY Shannon	IRL	+1.014
6	355	STARIKOVA Olena	UKR	DNF

**Qualification rule:**

The first two riders in each heat qualify to the Second round, all other riders advance to the First round repechages.

Communiqué approved by the Secretary of the Commissaires Panel:

**Legend:**  
**DNF** Did Not Finish

## Women's 500m Time Trial / 500m Contre la montre femmes

### Final / Finale

### Results and Final Classification / Résultats et classement final

Sat 15 Apr 2017 - Race distance: 500m

<b>World Record</b>	32.268 SALAZAR Jessica	MEX	Aguascalientes (MEX)	7 OCT 2016
---------------------	------------------------	-----	----------------------	------------

Rank	Race Number	Name	Country Code	250m	Time 250-500	Average Speed km/h
1	340	SHMELEVA Daria	RUS	18.749 (2)	<b>33.282</b> 14.533 (3)	54.083
2	226	WELTE Miriam	GER	18.711 (1)	<b>33.382</b> 14.671 (4)	53.921
3	341	VOINOVA Anastasiia	RUS	18.938 (3)	<b>33.454</b> 14.516 (2)	53.805
4	232	LEE Wai Sze	HKG	19.309 (6)	<b>33.723</b> 14.414 (1)	53.376
5	221	GRABOSCH Pauline Sophie	GER	19.182 (4)	<b>33.855</b> 14.673 (5)	53.167
6	164	BAYONA PINEDA Martha	COL	19.455 (7)	<b>34.291</b> 14.836 (6)	52.491
7	179	CALVO BARBERO Tania	ESP	19.456 (8)	<b>34.489</b> 15.033 (7)	52.190
8	296	VAN RIESSSEN Laurine	NED	19.266 (5)	<b>34.526</b> 15.260 (8)	52.134

#### Did not qualify for Final

9	295	LAMBERINK Kyra	NED
10	281	SALAZAR VALLES Jessica	MEX
11	355	STARIKOVA Olena	UKR
12	306	HANSEN Natasha	NZL
13	208	MARCHANT Katy	GBR
14	180	CASAS ROIGE Helena	ESP
15	165	GAVIRIA RENDON Juliana	COL
16	256	VECE Miriam	ITA
17	271	MAROZAITE Migle	LTU
18	283	VERDUGO OSUNA Yuli	MEX
19	336	KISELEVA Tatiana	RUS
20	238	DEBORAH Deborah	IND
21	235	MA Wing Yu	HKG

Communiqué approved by the Secretary of the Commissaires Panel:

12-16 April 2017

**Women's 500m Time Trial / 500m Contre la montre femmes**
**Final / Finale**
**Race Analysis / Analyse de la course**

Sat 15 Apr 2017

**Heat 1**

296 VAN RIESEN Laurine - NED				179 CALVO BARBERO Tania - ESP			
Distance	Time	Rank	Lap Time	Distance	Time	Rank	Lap Time
125m	11.852	5		125m	12.030	7	
250m	19.266	5	19.266	250m	19.456	8	19.456
375m	26.719	6		375m	26.813	8	
500m	34.526	8	15.260	500m	34.489	7	15.033

**Heat 3**

164 BAYONA PINEDA Martha - COL				221 GRABOSCH Pauline Sophie - GER			
Distance	Time	Rank	Lap Time	Distance	Time	Rank	Lap Time
125m	11.951	6		125m	11.799	4	
250m	19.455	7	19.455	250m	19.182	4	19.182
375m	26.752	7		375m	26.371	5	
500m	34.291	6	14.836	500m	33.855	5	14.673

**Heat 5**

232 LEE Wai Sze - HKG				226 WELTE Miriam - GER			
Distance	Time	Rank	Lap Time	Distance	Time	Rank	Lap Time
125m	12.075	8		125m	11.457	2	
250m	19.309	6	19.309	250m	18.711	1	18.711
375m	26.340	4		375m	25.862	1	
500m	33.723	4	14.414	500m	33.382	2	14.671

**Heat 7**

340 SHMELEVA Daria - RUS				341 VOINOVA Anastasiia - RUS			
Distance	Time	Rank	Lap Time	Distance	Time	Rank	Lap Time
125m	11.443	1		125m	11.634	3	
250m	18.749	2	18.749	250m	18.938	3	18.938
375m	25.906	2		375m	26.085	3	
500m	33.282	1	14.533	500m	33.454	3	14.516



## Women's 500m Time Trial / 500m Contre la montre femmes

### Final / Finale

### Start List / Liste de départ

Sat 15 Apr 2017 - Race distance: 500m

<b>World Record</b>	32.268 SALAZAR Jessica	MEX	Aguascalientes (MEX)	7 OCT 2016
---------------------	------------------------	-----	----------------------	------------

Order	Race Number	Name	Country Code	Time
1	296	VAN RIESSEN Laurine	NED	_____
2	179	CALVO BARBERO Tania	ESP	_____
3	164	BAYONA PINEDA Martha	COL	_____
4	221	GRABOSCH Pauline Sophie	GER	_____
5	232	LEE Wai Sze	HKG	_____
6	226	WELTE Miriam	GER	_____
7	340	SHMELEVA Daria	RUS	_____
8	341	VOINOVA Anastasiia	RUS	_____

Communiqué approved by the Secretary of the Commissaires Panel:

## Women's 500m Time Trial / 500m Contre la montre femmes

### Qualifying / Qualifications

### Results / Résultats

Sat 15 Apr 2017 - Race distance: 500m

<b>World Record</b>	32.268 SALAZAR Jessica	MEX	Aguascalientes (MEX)	7 OCT 2016
---------------------	------------------------	-----	----------------------	------------

Rank	Race Number	Name	Country Code	250m	Time 250-500	Average Speed km/h
1	341	VOINOVA Anastasiia	RUS	18.949 (3)	<b>33.325</b> 14.376 (2)	54.013
2	340	SHMELEVA Daria	RUS	18.858 (1)	<b>33.419</b> 14.561 (4)	53.861
3	226	WELTE Miriam	GER	18.858 (1)	<b>33.450</b> 14.592 (5)	53.811
4	232	LEE Wai Sze	HKG	19.308 (8)	<b>33.647</b> 14.339 (1)	53.496
5	221	GRABOSCH Pauline Sophie	GER	19.236 (5)	<b>33.732</b> 14.496 (3)	53.361
6	164	BAYONA PINEDA Martha	COL	19.455 (9)	<b>34.153</b> 14.698 (6)	52.704
7	179	CALVO BARBERO Tania	ESP	19.298 (7)	<b>34.209</b> 14.911 (10)	52.617
8	296	VAN RIESSSEN Laurine	NED	19.263 (6)	<b>34.276</b> 15.013 (12)	52.514
9	295	LAMBERINK Kyra	NED	19.212 (4)	<b>34.329</b> 15.117 (16)	52.433
10	281	SALAZAR VALLES Jessica	MEX	19.524 (13)	<b>34.331</b> 14.807 (8)	52.430
11	355	STARIKOVA Olena	UKR	19.551 (14)	<b>34.337</b> 14.786 (7)	52.421
12	306	HANSEN Natasha	NZL	19.496 (12)	<b>34.375</b> 14.879 (9)	52.363
13	208	MARCHANT Katy	GBR	19.614 (15)	<b>34.659</b> 15.045 (13)	51.934
14	180	CASAS ROIGE Helena	ESP	19.638 (16)	<b>34.693</b> 15.055 (14)	51.883
15	165	GAVIRIA RENDON Juliana	COL	19.688 (17)	<b>34.774</b> 15.086 (15)	51.762
16	256	VECE Miriam	ITA	19.466 (10)	<b>34.822</b> 15.356 (17)	51.691
17	271	MAROZAITÉ Migle	LTU	19.494 (11)	<b>34.859</b> 15.365 (18)	51.636
18	283	VERDUGO OSUNA Yuli	MEX	20.059 (19)	<b>34.975</b> 14.916 (11)	51.465
19	336	KISELEVA Tatiana	RUS	20.164 (20)	<b>35.638</b> 15.474 (19)	50.507
20	238	DEBORAH Deborah	IND	19.997 (18)	<b>35.841</b> 15.844 (20)	50.221
21	235	MA Wing Yu	HKG	21.280 (21)	<b>37.128</b> 15.848 (21)	48.480

**Women's 500m Time Trial / 500m Contre la montre femmes****Qualifying / Qualifications****Results / Résultats**

Sat 15 Apr 2017 - Race distance: 500m

Rank	Race Number	Name	Country Code	250m	Time 250-500	Average Speed km/h
------	----------------	------	-----------------	------	-----------------	--------------------------

**Qualification rule:**

Top 8 riders qualify for final.

Communiqué approved by the Secretary of the Commissaires Panel:

12-16 April 2017

**Women's 500m Time Trial / 500m Contre la montre femmes**
**Qualifying / Qualifications**
**Race Analysis / Analyse de la course**

Sat 15 Apr 2017

**Heat 1**

235 MA Wing Yu - HKG							
Distance	Time	Rank	Lap Time	Distance	Time	Rank	Lap Time
125m	13.410	21		125m			
250m	21.280	21	21.280	250m			
375m	29.051	21		375m			
500m	37.128	21	15.848	500m			

**Heat 2**

306 HANSEN Natasha - NZL				180 CASAS ROIGE Helena - ESP			
Distance	Time	Rank	Lap Time	Distance	Time	Rank	Lap Time
125m	11.984	11		125m	12.096	15	
250m	19.496	12	19.496	250m	19.638	16	19.638
375m	26.831	12		375m	27.039	15	
500m	34.375	12	14.879	500m	34.693	14	15.055

**Heat 3**

296 VAN RIESSSEN Laurine - NED				226 WELTE Miriam - GER			
Distance	Time	Rank	Lap Time	Distance	Time	Rank	Lap Time
125m	11.842	5		125m	11.599	2	
250m	19.263	6	19.263	250m	18.858	1	18.858
375m	26.635	8		375m	26.044	3	
500m	34.276	8	15.013	500m	33.450	3	14.592

**Heat 4**

336 KISELEVA Tatiana - RUS				208 MARCHANT Katy - GBR			
Distance	Time	Rank	Lap Time	Distance	Time	Rank	Lap Time
125m	12.486	20		125m	11.950	9	
250m	20.164	20	20.164	250m	19.614	15	19.614
375m	27.746	20		375m	27.063	16	
500m	35.638	19	15.474	500m	34.659	13	15.045

**Heat 5**

283 VERDUGO OSUNA Yuli - MEX				271 MAROZAITÉ Migle - LTU			
Distance	Time	Rank	Lap Time	Distance	Time	Rank	Lap Time
125m	12.429	19		125m	11.956	10	
250m	20.059	19	20.059	250m	19.494	11	19.494
375m	27.402	18		375m	26.971	13	
500m	34.975	18	14.916	500m	34.859	17	15.365

**Heat 6**

281 SALAZAR VALLES Jessica - MEX				165 GAVIRIA RENDON Juliana - COL			
Distance	Time	Rank	Lap Time	Distance	Time	Rank	Lap Time
125m	12.108	16		125m	12.049	13	
250m	19.524	13	19.524	250m	19.688	17	19.688
375m	26.800	11		375m	27.165	17	
500m	34.331	10	14.807	500m	34.774	15	15.086

**Heat 7**

238 DEBORAH Deborah - IND				256 VECE Miriam - ITA			
Distance	Time	Rank	Lap Time	Distance	Time	Rank	Lap Time
125m	12.225	18		125m	11.894	6	
250m	19.997	18	19.997	250m	19.466	10	19.466
375m	27.736	19		375m	26.982	14	
500m	35.841	20	15.844	500m	34.822	16	15.356

12-16 April 2017

**Women's 500m Time Trial / 500m Contre la montre femmes**
**Qualifying / Qualifications**
**Race Analysis / Analyse de la course**

Sat 15 Apr 2017

**Heat 8**

340 SHMELEVA Daria - RUS				164 BAYONA PINEDA Martha - COL			
Distance	Time	Rank	Lap Time	Distance	Time	Rank	Lap Time
125m	11.520	1		125m	11.984	11	
250m	18.858	1	18.858	250m	19.455	9	19.455
375m	26.041	2		375m	26.691	9	
500m	33.419	2	14.561	500m	34.153	6	14.698

**Heat 9**

355 STARIKOVA Olena - UKR				295 LAMBERINK Kyra - NED			
Distance	Time	Rank	Lap Time	Distance	Time	Rank	Lap Time
125m	12.180	17		125m	11.793	4	
250m	19.551	14	19.551	250m	19.212	4	19.212
375m	26.795	10		375m	26.572	6	
500m	34.337	11	14.786	500m	34.329	9	15.117

**Heat 10**

232 LEE Wai Size - HKG				221 GRABOSCH Pauline Sophie - GER			
Distance	Time	Rank	Lap Time	Distance	Time	Rank	Lap Time
125m	12.055	14		125m	11.897	7	
250m	19.308	8	19.308	250m	19.236	5	19.236
375m	26.338	4		375m	26.370	5	
500m	33.647	4	14.339	500m	33.732	5	14.496

**Heat 11**

341 VOINOVA Anastasiia - RUS				179 CALVO BARBERO Tania - ESP			
Distance	Time	Rank	Lap Time	Distance	Time	Rank	Lap Time
125m	11.684	3		125m	11.929	8	
250m	18.949	3	18.949	250m	19.298	7	19.298
375m	26.010	1		375m	26.583	7	
500m	33.325	1	14.376	500m	34.209	7	14.911

## Women's 500m Time Trial / 500m Contre la montre femmes

### Qualifying / Qualifications

### Start List / Liste de départ

Sat 15 Apr 2017 - Race distance: 500m

<b>World Record</b>	32.268 SALAZAR Jessica	MEX	Aguascalientes (MEX)	7 OCT 2016
---------------------	------------------------	-----	----------------------	------------

Heat	Race Number	Name	Country Code	Time
1	235	MA Wing Yu	HKG	_____
2	306	HANSEN Natasha	NZL	_____
	180	CASAS ROIGE Helena	ESP	_____
3	296	VAN RIESSEN Laurine	NED	_____
	226	WELTE Miriam	GER	_____
4	336	KISELEVA Tatiana	RUS	_____
	208	MARCHANT Katy	GBR	_____
5	283	VERDUGO OSUNA Yuli	MEX	_____
	271	MAROZAITTE Migle	LTU	_____
6	281	SALAZAR VALLES Jessica	MEX	_____
	165	GAVIRIA RENDON Juliana	COL	_____
7	238	DEBORAH Deborah	IND	_____
	256	VECE Miriam	ITA	_____
8	340	SHMELEVA Daria	RUS	_____
	164	BAYONA PINEDA Martha	COL	_____
9	355	STARIKOVA Olena	UKR	_____
	295	LAMBERINK Kyra	NED	_____
10	232	LEE Wai Sze	HKG	_____
	221	GRABOSCH Pauline Sophie	GER	_____
11	341	VOINOVA Anastasiia	RUS	_____
	179	CALVO BARBERO Tania	ESP	_____

**Qualification rule:**

Top 8 riders qualify for final.

Communiqué approved by the Secretary of the Commissaires Panel:

## Women's Team Pursuit / Poursuite par équipes femmes

### Results and Final Classification / Résultats et classement final

Thu 13 Apr 2017 - Race distance: 4000m

<b>World Record</b>	4:10.236 GBR - Great Britain	Rio (BRA)	13 AUG 2016
---------------------	------------------------------	-----------	-------------

Rank	Country / Name	1000m	2000m 1000-2000	3000m 2000-3000	Time 3000-4000	Average Speed km/h
------	----------------	-------	--------------------	--------------------	-------------------	--------------------------

#### Final for Gold

GOLD	1	<b>USA - United States</b>	1:08.615	2:11.926	3:15.649	<b>4:19.413</b>	55.509
		356 CATLIN Kelly		1:03.311	1:03.723	1:03.764	
		357 DYGERT Chloe					
		358 GEIST Kimberly (X)					
		359 VALENTE Jennifer					

SILVER	2	<b>AUS - Australia</b>	1:09.476	2:12.083	3:15.668	<b>4:19.830</b>	55.420
		2 CURE Amy		1:02.607	1:03.585	1:04.162	
		110 ANKUDINOFF Ashlee					
		112 MANLY Alexandra					
		116 WIASAK Rebecca (X)					

#### Final for Bronze

BRONZE	3	<b>NZL - New Zealand</b>	1:10.027	2:13.811	3:18.119	<b>4:21.778</b>	55.008
		79 SHEATH Racquel		1:03.784	1:04.308	1:03.659	
		305 BUCHANAN Rushlee					
		307 JAMES Kirstie					
		308 NIELSEN Jaime (X)					
	4	<b>ITA - Italy</b>	1:09.277	2:12.684	3:16.902	<b>4:26.562</b>	54.021
		23 BALSAMO Elisa		1:03.407	1:04.218	1:09.660	
		252 FRAPPORTI Simona (X)					
		254 PATTARO Francesca					
		255 VALSECCHI Silvia					

#### Eliminated after First round

5	<b>GBR - Great Britain</b>	64 BARKER Elinor	205 DICKINSON Eleanor	207 LLOYD Manon	209 NELSON Emily	
	6	<b>CAN - Canada</b>	57 DUEHRING Jasmin	140 BROWN Laura	141 FOREMAN-MACKEY Annie	142 LAY Kirsti

**Women's Team Pursuit / Poursuite par équipes femmes**

**Results and Final Classification / Résultats et classement final**

Thu 13 Apr 2017 - Race distance: 4000m

Rank	Country / Name	1000m	2000m 1000-2000	3000m 2000-3000	Time 3000-4000	Average Speed km/h
7	<b>FRA - France</b>					
	62 DELZENNE Elise					
	191 BERTHON Laurie					
	192 BORRAS Marion					
	193 DEMAY Coralie					
8	<b>POL - Poland</b>					
	36 PIKULIK Daria					
	81 RUTKOWSKA Natalia					
	318 KACZKOWSKA Justyna					
	320 ROZYNSKA Nikola					
<b>Did not qualify for the 1st Round</b>						
9	<b>CHN - China</b>					
	8 LUO Xiaoling					
	154 CHEN Qiaolin					
	155 CHEN Siyu					
	157 HUANG Li					
10	<b>BEL - Belgium</b>					
	4 KOPECKY Lotte					
	122 CROKET Gilke					
	125 DOM Annelies					
	126 VAN DER MEULEN Kaat					
11	<b>JPN - Japan</b>					
	75 UWANO Minami					
	262 HASHIMOTO Yuya					
	263 NAKAMURA Kisato					
	264 SUZUKI Nao					
12	<b>RUS - Russia</b>					
	84 BADKOVA Gulnaz					
	334 BALABOLINA Tamara					
	335 KANTSYBER Maria					
	338 MALAKHOVA Lidiya					
13	<b>HKG - Hong Kong</b>					
	20 PANG Yao					
	68 YANG Qianyu					
	231 DIAO Xiao Juan					
	233 LEUNG Bo Yee					
14	<b>GER - Germany</b>					
	18 PALLER Tatjana					
	66 BECKER Charlotte					
	220 BRAUSSE Franziska					
	223 STOCK Gudrun					



**Women's Team Pursuit / Poursuite par équipes femmes****Results and Final Classification / Résultats et classement final**

Thu 13 Apr 2017 - Race distance: 4000m

Rank	Country / Name	1000m	2000m 1000-2000	3000m 2000-3000	Time 3000-4000	Average Speed km/h
------	----------------	-------	--------------------	--------------------	-------------------	--------------------------

Communiqué approved by the Secretary of the Commissaires Panel:

.....

**Legend:**  
(X) Rider pulled out before the finish

12-16 April 2017

**Women's Team Pursuit / Poursuite par équipes femmes**
**Finals / Finales**
**Race Analysis / Analyse de la course**

Thu 13 Apr 2017

**BRONZE**

ITA - Italy				NZL - New Zealand			
Distance	Time	Rank	Lap Time	Distance	Time	Rank	Lap Time
125m	13.917	1		125m	14.144	2	
250m	22.092	1	22.092	250m	22.417	2	22.417
375m	29.871	1		375m	30.463	2	
500m	37.667	1	15.575	500m	38.399	2	15.982
625m	45.489	1		625m	46.461	2	
750m	53.387	1	15.720	750m	54.266	2	15.867
875m	1:01.475	1		875m	1:02.181	2	
1000m	1:09.277	1	15.890	1000m	1:10.027	2	15.761
1125m	1:16.931	1		1125m	1:17.921	2	
1250m	1:24.677	1	15.400	1250m	1:25.886	2	15.859
1375m	1:32.482	1		1375m	1:33.788	2	
1500m	1:40.401	1	15.724	1500m	1:41.856	2	15.970
1625m	1:48.511	1		1625m	1:49.749	2	
1750m	1:56.495	1	16.094	1750m	1:57.672	2	15.816
1875m	2:04.654	1		1875m	2:05.648	2	
2000m	2:12.684	1	16.189	2000m	2:13.811	2	16.139
2125m	2:20.684	1		2125m	2:21.745	2	
2250m	2:28.833	1	16.149	2250m	2:29.716	2	15.905
2375m	2:36.820	1		2375m	2:37.638	2	
2500m	2:44.826	1	15.993	2500m	2:45.673	2	15.957
2625m	2:52.924	1		2625m	2:53.705	2	
2750m	3:00.879	1	16.053	2750m	3:01.827	2	16.154
2875m	3:08.816	1		2875m	3:10.055	2	
3000m	3:16.902	1	16.023	3000m	3:18.119	2	16.292
3125m	3:24.851	1		3125m	3:26.146	2	
3250m	3:33.023	1	16.121	3250m	3:34.121	2	16.002
3375m	3:41.427	1		3375m	3:42.091	2	
3500m	3:50.171	1	17.148	3500m	3:50.195	2	16.074
3625m	3:59.126	2		3625m	3:58.157	1	
3750m	4:08.268	2	18.097	3750m	4:06.000	1	15.805
3875m	4:17.443	2		3875m	4:13.947	1	
4000m	4:26.562	2	18.294	4000m	4:21.778	1	15.778

12-16 April 2017

**Women's Team Pursuit / Poursuite par équipes femmes**
**Finals / Finales**
**Race Analysis / Analyse de la course**

Thu 13 Apr 2017

**GOLD**

USA - United States				AUS - Australia			
Distance	Time	Rank	Lap Time	Distance	Time	Rank	Lap Time
125m	13.619	1		125m	14.380	2	
250m	21.632	1	21.632	250m	22.708	2	22.708
375m	29.596	1		375m	30.544	2	
500m	37.328	1	15.696	500m	38.316	2	15.608
625m	45.167	1		625m	46.042	2	
750m	52.968	1	15.640	750m	53.925	2	15.609
875m	1:00.884	1		875m	1:01.709	2	
1000m	1:08.615	1	15.647	1000m	1:09.476	2	15.551
1125m	1:16.459	1		1125m	1:17.224	2	
1250m	1:24.276	1	15.661	1250m	1:25.055	2	15.579
1375m	1:32.307	1		1375m	1:32.771	2	
1500m	1:40.213	1	15.937	1500m	1:40.443	2	15.388
1625m	1:48.217	1		1625m	1:48.346	2	
1750m	1:56.166	1	15.953	1750m	1:56.201	2	15.758
1875m	2:04.208	1		1875m	2:04.228	2	
2000m	2:11.926	1	15.760	2000m	2:12.083	2	15.882
2125m	2:19.780	1		2125m	2:19.963	2	
2250m	2:27.696	1	15.770	2250m	2:27.977	2	15.894
2375m	2:35.866	1		2375m	2:35.879	2	
2500m	2:43.884	2	16.188	2500m	2:43.770	1	15.793
2625m	2:51.765	2		2625m	2:51.641	1	
2750m	2:59.682	2	15.798	2750m	2:59.555	1	15.785
2875m	3:07.559	1		2875m	3:07.672	2	
3000m	3:15.649	1	15.967	3000m	3:15.668	2	16.113
3125m	3:23.600	1		3125m	3:23.602	2	
3250m	3:31.767	2	16.118	3250m	3:31.685	1	16.017
3375m	3:40.134	2		3375m	3:39.794	1	
3500m	3:48.261	2	16.494	3500m	3:47.675	1	15.990
3625m	3:56.241	2		3625m	3:55.700	1	
3750m	4:04.039	2	15.778	3750m	4:03.627	1	15.952
3875m	4:11.743	2		3875m	4:11.617	1	
4000m	4:19.413	1	15.374	4000m	4:19.830	2	16.203

## Women's Team Pursuit / Poursuite par équipes femmes

### Finals / Finales

### Start List / Liste de départ

Thu 13 Apr 2017 - Race distance: 4000m

<b>World Record</b>	4:10.236 GBR - Great Britain	Rio (BRA)	13 AUG 2016
---------------------	------------------------------	-----------	-------------

Heat	Race Number	Country / Name	Time
FOR BRONZE	23	<b>ITA - Italy</b> BALSAMO Elisa	
	252	FRAPPORTI Simona	
	254	PATTARO Francesca	
	255	VALSECCHI Silvia	
		<b>NZL - New Zealand</b>	
	79	SHEATH Racquel	
	305	BUCHANAN Rushlee	
	307	JAMES Kirstie	
	308	NIELSEN Jaime	
FOR GOLD	356	<b>USA - United States</b> CATLIN Kelly	
	357	DYGERT Chloe	
	358	GEIST Kimberly	
	359	VALENTE Jennifer	
		<b>AUS - Australia</b>	
	2	CURE Amy	
	110	ANKUDINOFF Ashlee	
	112	MANLY Alexandra	
	116	WIASAK Rebecca	

Communiqué approved by the Secretary of the Commissaires Panel:

**Note:**  
The composition of the teams may be subject to change up to one hour before the start of the race.

## Women's Team Pursuit / Poursuite par équipes femmes

### First Round / Premier tour

### Results / Résultats

Thu 13 Apr 2017 - Race distance: 4000m

<b>World Record</b>	4:10.236 GBR - Great Britain	Rio (BRA)	13 AUG 2016
---------------------	------------------------------	-----------	-------------

Heat	Rank	Country / Name	1000m	2000m 1000-2000	3000m 2000-3000	Time 3000-4000	Average Speed km/h	
1	1	<b>NZL - New Zealand</b>	1:08.809	2:12.119	3:16.302	<b>4:20.171</b>	55.348	QB
		34 DRUMMOND Michaela (X)		1:03.310	1:04.183	1:03.869		
		79 SHEATH Racquel						
		305 BUCHANAN Rushlee						
		308 NIELSEN Jaime						
	2	<b>FRA - France</b>	1:10.840	2:14.483	3:20.027	<b>4:26.434</b>	54.047	
		62 DELZENNE Elise (X)		1:03.643	1:05.544	1:06.407		
		191 BERTHON Laurie						
		192 BORRAS Marion						
		193 DEMAY Coralie						
2	1	<b>GBR - Great Britain</b>	1:09.182	2:12.602	3:16.489	<b>4:21.681</b>	55.028	
		64 BARKER Elinor		1:03.420	1:03.887	1:05.192		
		205 DICKINSON Eleanor						
		207 LLOYD Manon						
		209 NELSON Emily						
	2	<b>POL - Poland</b>	1:10.998	2:18.239	3:26.301	<b>4:33.237</b>	52.701	
		36 PIKULIK Daria		1:07.241	1:08.062	1:06.936		
		81 RUTKOWSKA Natalia						
		318 KACZKOWSKA Justyna						
		320 ROZYNSKA Nikola (X)						
3	1	<b>AUS - Australia</b>	1:09.724	2:12.974	3:15.928	<b>4:20.041</b>	55.375	QG
		2 CURE Amy		1:03.250	1:02.954	1:04.113		
		110 ANKUDINOFF Ashlee						
		112 MANLY Alexandra						
		116 WIASAK Rebecca (X)						
	2	<b>CAN - Canada</b>	1:08.919	2:12.065	3:15.842	<b>4:22.446</b>	54.868	
		57 DUEHRING Jasmin		1:03.146	1:03.777	1:06.604		
		140 BROWN Laura						
		141 FOREMAN-MACKEY Annie						
		142 LAY Kirsti (X)						

**Women's Team Pursuit / Poursuite par équipes femmes**
**First Round / Premier tour**
**Results / Résultats**

Thu 13 Apr 2017 - Race distance: 4000m

Heat	Rank	Country / Name	1000m	2000m 1000-2000	3000m 2000-3000	Time 3000-4000	Average Speed km/h	
4	1	<b>USA - United States</b>	1:09.194	2:12.376	3:14.909	<b>4:18.716</b>	55.659	QG
		356 CATLIN Kelly		1:03.182	1:02.533	1:03.807		
		357 DYGERT Chloe						
		358 GEIST Kimberly						(X)
		359 VALENTE Jennifer						
	2	<b>ITA - Italy</b>	1:08.618	2:11.978	3:16.089	<b>4:19.958</b>	55.393	QB
		23 BALSAMO Elisa		1:03.360	1:04.111	1:03.869		
		252 FRAPPORTI Simona						(X)
		253 GUDERZO Tatiana						
		255 VALSECCHI Silvia						

**Qualification rule:**

The winners of heats 3 and 4 in the First round ride the final for the gold and silver medals.  
The remaining six teams will be ranked by their times in the First round and will be paired as follows:  
The two fastest teams ride the final for the bronze medal.

Communiqué approved by the Secretary of the Commissaires Panel:

**Legend:**  
**QB** Qualified for Bronze      **QG** Qualified for Gold      **(X)** Rider pulled out before the finish

12-16 April 2017

**Women's Team Pursuit / Poursuite par équipes femmes**
**First Round / Premier tour**
**Race Analysis / Analyse de la course**

Thu 13 Apr 2017

**Heat 1**

NZL - New Zealand				FRA - France			
Distance	Time	Rank	Lap Time	Distance	Time	Rank	Lap Time
125m	13.789	1		125m	14.361	2	
250m	21.864	1	21.864	250m	23.000	2	23.000
375m	29.777	1		375m	31.116	2	
500m	37.520	1	15.656	500m	39.186	2	16.186
625m	45.355	1		625m	47.029	2	
750m	53.052	1	15.532	750m	54.999	2	15.813
875m	1:00.969	1		875m	1:02.921	2	
1000m	1:08.809	1	15.757	1000m	1:10.840	2	15.841
1125m	1:16.609	1		1125m	1:18.959	2	
1250m	1:24.567	1	15.758	1250m	1:26.841	2	16.001
1375m	1:32.416	1		1375m	1:34.675	2	
1500m	1:40.463	1	15.896	1500m	1:42.487	2	15.646
1625m	1:48.383	1		1625m	1:50.469	2	
1750m	1:56.297	1	15.834	1750m	1:58.382	2	15.895
1875m	2:04.164	1		1875m	2:06.513	2	
2000m	2:12.119	1	15.822	2000m	2:14.483	2	16.101
2125m	2:19.983	1		2125m	2:22.464	2	
2250m	2:28.049	1	15.930	2250m	2:30.589	2	16.106
2375m	2:35.917	1		2375m	2:38.694	2	
2500m	2:43.844	1	15.795	2500m	2:47.002	2	16.413
2625m	2:51.816	1		2625m	2:55.144	2	
2750m	3:00.014	1	16.170	2750m	3:03.303	2	16.301
2875m	3:08.217	1		2875m	3:11.583	2	
3000m	3:16.302	1	16.288	3000m	3:20.027	2	16.724
3125m	3:24.323	1		3125m	3:28.244	2	
3250m	3:32.282	1	15.980	3250m	3:36.820	2	16.793
3375m	3:40.231	1		3375m	3:45.018	2	
3500m	3:48.316	1	16.034	3500m	3:53.213	2	16.393
3625m	3:56.431	1		3625m	4:01.463	2	
3750m	4:04.334	1	16.018	3750m	4:09.886	2	16.673
3875m	4:12.210	1		3875m	4:18.079	2	
4000m	4:20.171	1	15.837	4000m	4:26.434	2	16.548

12-16 April 2017

**Women's Team Pursuit / Poursuite par équipes femmes**
**First Round / Premier tour**
**Race Analysis / Analyse de la course**

Thu 13 Apr 2017

**Heat 2**

GBR - Great Britain				POL - Poland			
Distance	Time	Rank	Lap Time	Distance	Time	Rank	Lap Time
125m	14.167	1		125m	14.201	2	
250m	22.529	2	22.529	250m	22.491	1	22.491
375m	30.363	1		375m	30.618	2	
500m	38.189	1	15.660	500m	38.551	2	16.060
625m	45.865	1		625m	46.659	2	
750m	53.668	1	15.479	750m	54.882	2	16.331
875m	1:01.398	1		875m	1:02.842	2	
1000m	1:09.182	1	15.514	1000m	1:10.998	2	16.116
1125m	1:16.967	1		1125m	1:19.045	2	
1250m	1:24.888	1	15.706	1250m	1:27.388	2	16.390
1375m	1:32.702	1		1375m	1:35.595	2	
1500m	1:40.573	1	15.685	1500m	1:44.030	2	16.642
1625m	1:48.498	1		1625m	1:52.532	2	
1750m	1:56.504	1	15.931	1750m	2:01.032	2	17.002
1875m	2:04.479	1		1875m	2:09.748	2	
2000m	2:12.602	1	16.098	2000m	2:18.239	2	17.207
2125m	2:20.816	1		2125m	2:26.931	2	
2250m	2:28.695	1	16.093	2250m	2:35.323	2	17.084
2375m	2:36.482	1		2375m	2:43.792	2	
2500m	2:44.438	1	15.743	2500m	2:52.431	2	17.108
2625m	2:52.463	1		2625m	3:01.136	2	
2750m	3:00.497	1	16.059	2750m	3:09.736	2	17.305
2875m	3:08.533	1		2875m	3:17.983	2	
3000m	3:16.489	1	15.992	3000m	3:26.301	2	16.565
3125m	3:24.458	1		3125m	3:34.540	2	
3250m	3:32.416	1	15.927	3250m	3:43.129	2	16.828
3375m	3:40.573	1		3375m	3:51.493	2	
3500m	3:48.965	1	16.549	3500m	3:59.808	2	16.679
3625m	3:57.131	1		3625m	4:08.088	2	
3750m	4:05.467	1	16.502	3750m	4:16.647	2	16.839
3875m	4:13.650	1		3875m	4:24.909	2	
4000m	4:21.681	1	16.214	4000m	4:33.237	2	16.590



12-16 April 2017

**Women's Team Pursuit / Poursuite par équipes femmes**

**First Round / Premier tour**

**Race Analysis / Analyse de la course**

Thu 13 Apr 2017

**Heat 3**

AUS - Australia				CAN - Canada			
Distance	Time	Rank	Lap Time	Distance	Time	Rank	Lap Time
125m	14.392	2		125m	14.381	1	
250m	22.713	2	22.713	250m	22.561	1	22.561
375m	30.562	2		375m	30.366	1	
500m	38.440	2	15.727	500m	38.146	1	15.585
625m	46.236	2		625m	45.831	1	
750m	54.155	2	15.715	750m	53.592	1	15.446
875m	1:01.928	2		875m	1:01.257	1	
1000m	1:09.724	2	15.569	1000m	1:08.919	1	15.327
1125m	1:17.628	2		1125m	1:16.801	1	
1250m	1:25.459	2	15.735	1250m	1:24.584	1	15.665
1375m	1:33.263	2		1375m	1:32.451	1	
1500m	1:41.279	2	15.820	1500m	1:40.415	1	15.831
1625m	1:49.232	2		1625m	1:48.276	1	
1750m	1:57.300	2	16.021	1750m	1:56.266	1	15.851
1875m	2:05.159	2		1875m	2:04.128	1	
2000m	2:12.974	2	15.674	2000m	2:12.065	1	15.799
2125m	2:20.896	2		2125m	2:19.913	1	
2250m	2:28.711	2	15.737	2250m	2:27.824	1	15.759
2375m	2:36.480	2		2375m	2:35.881	1	
2500m	2:44.256	2	15.545	2500m	2:43.733	1	15.909
2625m	2:52.047	2		2625m	2:51.616	1	
2750m	3:00.012	2	15.756	2750m	2:59.705	1	15.972
2875m	3:07.936	2		2875m	3:07.833	1	
3000m	3:15.928	2	15.916	3000m	3:15.842	1	16.137
3125m	3:24.090	2		3125m	3:23.983	1	
3250m	3:32.275	2	16.347	3250m	3:32.143	1	16.301
3375m	3:40.238	1		3375m	3:40.558	2	
3500m	3:48.235	1	15.960	3500m	3:48.731	2	16.588
3625m	3:56.404	1		3625m	3:56.940	2	
3750m	4:04.350	1	16.115	3750m	4:05.318	2	16.587
3875m	4:12.174	1		3875m	4:13.811	2	
4000m	4:20.041	1	15.691	4000m	4:22.446	2	17.128

12-16 April 2017

## Women's Team Pursuit / Poursuite par équipes femmes

### First Round / Premier tour

### Race Analysis / Analyse de la course

Thu 13 Apr 2017

#### Heat 4

USA - United States				ITA - Italy			
Distance	Time	Rank	Lap Time	Distance	Time	Rank	Lap Time
125m	13.617	1		125m	14.059	2	
250m	21.594	1	21.594	250m	22.178	2	22.178
375m	29.515	1		375m	29.848	2	
500m	37.271	1	15.677	500m	37.593	2	15.415
625m	45.276	2		625m	45.275	1	
750m	53.262	2	15.991	750m	52.997	1	15.404
875m	1:01.315	2		875m	1:00.880	1	
1000m	1:09.194	2	15.932	1000m	1:08.618	1	15.621
1125m	1:17.184	2		1125m	1:16.381	1	
1250m	1:25.023	2	15.829	1250m	1:24.348	1	15.730
1375m	1:32.872	2		1375m	1:32.239	1	
1500m	1:40.630	2	15.607	1500m	1:40.119	1	15.771
1625m	1:48.583	2		1625m	1:48.108	1	
1750m	1:56.490	2	15.860	1750m	1:56.004	1	15.885
1875m	2:04.510	2		1875m	2:04.050	1	
2000m	2:12.376	2	15.886	2000m	2:11.978	1	15.974
2125m	2:20.314	2		2125m	2:19.928	1	
2250m	2:28.040	2	15.664	2250m	2:27.960	1	15.982
2375m	2:35.983	2		2375m	2:35.863	1	
2500m	2:43.778	2	15.738	2500m	2:43.731	1	15.771
2625m	2:51.514	1		2625m	2:51.827	2	
2750m	2:59.225	1	15.447	2750m	2:59.916	2	16.185
2875m	3:06.958	1		2875m	3:08.052	2	
3000m	3:14.909	1	15.684	3000m	3:16.089	2	16.173
3125m	3:22.887	1		3125m	3:24.234	2	
3250m	3:31.101	1	16.192	3250m	3:32.007	2	15.918
3375m	3:39.188	1		3375m	3:39.735	2	
3500m	3:47.173	1	16.072	3500m	3:47.605	2	15.598
3625m	3:55.141	1		3625m	3:55.446	2	
3750m	4:03.117	1	15.944	3750m	4:03.618	2	16.013
3875m	4:10.947	1		3875m	4:11.935	2	
4000m	4:18.716	1	15.599	4000m	4:19.958	2	16.340

## Women's Team Pursuit / Poursuite par équipes femmes

### First Round / Premier tour

### Start List / Liste de départ

Thu 13 Apr 2017 - Race distance: 4000m

<b>World Record</b>	4:10.236 GBR - Great Britain	Rio (BRA)	13 AUG 2016
---------------------	------------------------------	-----------	-------------

Heat	Race Number	Country / Name	Time
1		<b>NZL - New Zealand</b>	
	34	DRUMMOND Michaela	
	79	SHEATH Racquel	
	305	BUCHANAN Rushlee	
	308	NIELSEN Jaime	
		<b>FRA - France</b>	
	62	DELZENNE Elise	
	191	BERTHON Laurie	
	192	BORRAS Marion	
	193	DEMAY Coralie	
2		<b>GBR - Great Britain</b>	
	64	BARKER Elinor	
	205	DICKINSON Eleanor	
	207	LLOYD Manon	
	209	NELSON Emily	
		<b>POL - Poland</b>	
	36	PIKULIK Daria	
	81	RUTKOWSKA Natalia	
	318	KACZKOWSKA Justyna	
	320	ROZYNSKA Nikola	
3		<b>AUS - Australia</b>	
	2	CURE Amy	
	110	ANKUDINOFF Ashlee	
	112	MANLY Alexandra	
	116	WIASAK Rebecca	
		<b>CAN - Canada</b>	
	57	DUEHRING Jasmin	
	140	BROWN Laura	
	141	FOREMAN-MACKEY Annie	
	142	LAY Kirsti	
4		<b>USA - United States</b>	
	356	CATLIN Kelly	
	357	DYGERT Chloe	
	358	GEIST Kimberly	
	359	VALENTE Jennifer	
		<b>ITA - Italy</b>	
	23	BALSAMO Elisa	
	252	FRAPPORTI Simona	
	253	GUDERZO Tatiana	
	255	VALSECCHI Silvia	

#### Qualification rule:

The winners of heats 3 and 4 in the First round ride the final for the gold and silver medals.  
The remaining six teams will be ranked by their times in the First round and will be paired as follows:  
The two fastest teams ride the final for the bronze medal.



# 2017 TRACK CYCLING WORLD CHAMPIONSHIPS

# HONG-KONG CHINA



PRESENTED BY **TISSOT**

12-16 April 2017

Communiqué no. 104 Rectificatif 1

## Women's Team Pursuit / Poursuite par équipes femmes

First Round / Premier tour

Start List / Liste de départ

Thu 13 Apr 2017 - Race distance: 4000m

Heat	Race Number	Country / Name	Time
------	-------------	----------------	------

Communiqué approved by the Secretary of the Commissaires Panel:

**Note:**

The composition of the teams may be subject to change up to one hour before the start of the race.



## Women's Team Pursuit / Poursuite par équipes femmes

### Qualifying / Qualifications

### Results / Résultats

Wed 12 Apr 2017 - Race distance: 4000m

<b>World Record</b>	4:10.236 GBR - Great Britain	Rio (BRA)	13 AUG 2016
---------------------	------------------------------	-----------	-------------

Rank	Country / Name	1000m	2000m 1000-2000	3000m 2000-3000	Time 3000-4000	Average Speed km/h
1	<b>USA - United States</b> 356 CATLIN Kelly 357 DYGERT Chloe 358 GEIST Kimberly 359 VALENTE Jennifer	1:08.418 (1)	2:11.160 (1) 1:02.742 (2)	3:14.283 (1) 1:03.123 (2)	<b>4:17.722</b> 1:03.439 (2)	55.874
2	<b>AUS - Australia</b> 2 CURE Amy 110 ANKUDINOFF Ashlee (X) 112 MANLY Alexandra 116 WIASAK Rebecca	1:09.578 (5)	2:12.856 (5) 1:03.278 (4)	3:15.529 (3) 1:02.673 (1)	<b>4:18.659</b> 1:03.130 (1)	55.671
3	<b>CAN - Canada</b> 7 ROORDA Stephanie (X) 57 DUEHRING Jasmin 140 BROWN Laura 141 FOREMAN-MACKEY Annie	1:08.703 (2)	2:11.491 (2) 1:02.788 (3)	3:15.601 (4) 1:04.110 (6)	<b>4:19.515</b> 1:03.914 (3)	55.488
4	<b>ITA - Italy</b> 23 BALSAMO Elisa 252 FRAPPORTI Simona 254 PATTARO Francesca (X) 255 VALSECCHI Silvia	1:09.704 (6)	2:12.034 (3) 1:02.330 (1)	3:15.396 (2) 1:03.362 (3)	<b>4:19.838</b> 1:04.442 (4)	55.419
5	<b>GBR - Great Britain</b> 205 DICKINSON Eleanor 206 KAY Emily 207 LLOYD Manon 209 NELSON Emily	1:08.954 (3)	2:12.908 (6) 1:03.954 (7)	3:16.313 (5) 1:03.405 (4)	<b>4:21.548</b> 1:05.235 (5)	55.056
6	<b>NZL - New Zealand</b> 34 DRUMMOND Michaela (X) 79 SHEATH Racquel 305 BUCHANAN Rushlee 308 NIELSEN Jaime	1:08.970 (4)	2:12.687 (4) 1:03.717 (6)	3:17.134 (6) 1:04.447 (7)	<b>4:22.776</b> 1:05.642 (6)	54.799
7	<b>FRA - France</b> 62 DELZENNE Elise (X) 191 BERTHON Laurie 192 BORRAS Marion 193 DEMAY Coralie	1:11.620 (11)	2:15.264 (7) 1:03.644 (5)	3:18.866 (7) 1:03.602 (5)	<b>4:25.788</b> 1:06.922 (8)	54.178
8	<b>POL - Poland</b> 36 PIKULIK Daria 81 RUTKOWSKA Natalia 318 KACZKOWSKA Justyna 319 PLOSAJ Nikol (X)	1:10.441 (7)	2:16.944 (8) 1:06.503 (9)	3:22.292 (8) 1:05.348 (8)	<b>4:28.523</b> 1:06.231 (7)	53.626

## Women's Team Pursuit / Poursuite par équipes femmes

### Qualifying / Qualifications

#### Results / Résultats

Wed 12 Apr 2017 - Race distance: 4000m

Rank	Country / Name	1000m	2000m 1000-2000	3000m 2000-3000	Time 3000-4000	Average Speed km/h
9	<b>CHN - China</b> 8 LUO Xiaoling 154 CHEN Qiaolin 155 CHEN Siyu 157 HUANG Li (X)	1:11.000 (8)	2:17.629 (9) 1:06.629 (10)	3:25.214 (10) 1:07.585 (11)	<b>4:32.559</b> 1:07.345 (9)	52.832
10	<b>BEL - Belgium</b> 4 KOPECKY Lotte 122 CROKET Gilke (X) 125 DOM Annelies 126 VAN DER MEULEN Kaat	1:11.604 (10)	2:18.750 (12) 1:07.146 (13)	3:25.571 (11) 1:06.821 (10)	<b>4:33.722</b> 1:08.151 (11)	52.608
11	<b>JPN - Japan</b> 75 UWANO Minami 262 HASHIMOTO Yuya 263 NAKAMURA Kisato 264 SUZUKI Nao (X)	1:12.976 (14)	2:18.613 (11) 1:05.637 (8)	3:24.987 (9) 1:06.374 (9)	<b>4:34.362</b> 1:09.375 (13)	52.485
12	<b>RUS - Russia</b> 84 BADYKOVA Gulnaz 334 BALABOLINA Tamara 335 KANTSYBER Maria 338 MALAKHOVA Lidiya (X)	1:12.726 (13)	2:19.999 (14) 1:07.273 (14)	3:28.013 (14) 1:08.014 (12)	<b>4:35.657</b> 1:07.644 (10)	52.238
13	<b>HKG - Hong Kong</b> 20 PANG Yao (X) 68 YANG Qianyu 231 DIAO Xiao Juan 233 LEUNG Bo Yee	1:12.050 (12)	2:18.923 (13) 1:06.873 (11)	3:27.716 (13) 1:08.793 (14)	<b>4:35.949</b> 1:08.233 (12)	52.183
14	<b>GER - Germany</b> 18 PALLER Tatjana (X) 66 BECKER Charlotte 220 BRAUSSE Franziska 223 STOCK Gudrun	1:11.173 (9)	2:18.109 (10) 1:06.936 (12)	3:26.290 (12) 1:08.181 (13)	<b>4:36.287</b> 1:09.997 (14)	52.119

#### Qualification rule:

The eight teams recording the best times in the qualifying round will be matched in the First round as follows:

The 6th fastest team against the 7th fastest team.

The 5th fastest team against the 8th fastest team.

The 2nd fastest team against the 3rd fastest team.

The fastest team against the 4th fastest team.

The winners of heats 3 and 4 in the First round ride the final for the gold and silver medals.

The remaining six teams will be ranked by their times in the First round and will be paired as follows:

The two fastest teams ride the final for the bronze medal.

Communiqué approved by the Secretary of the Commissaires Panel:

#### Legend:

(X) Rider pulled out before the finish

12-16 April 2017

## Women's Team Pursuit / Poursuite par équipes femmes

### Qualifying / Qualifications

### Race Analysis / Analyse de la course

Wed 12 Apr 2017

Heat 1				Heat 1			
Distance	GER - Germany		Lap Time	Distance	HKG - Hong Kong		Lap Time
	Time	Rank			Time	Rank	
125m	13.645	2		125m	14.615	12	
250m	22.151	5	22.151	250m	23.215	11	23.215
375m	30.372	5		375m	31.475	12	
500m	38.362	6	16.211	500m	39.491	11	16.276
625m	46.558	6		625m	47.646	11	
750m	54.685	8	16.323	750m	55.685	11	16.194
875m	1:02.990	8		875m	1:03.886	12	
1000m	1:11.173	9	16.488	1000m	1:12.050	12	16.365
1125m	1:19.582	9		1125m	1:20.298	12	
1250m	1:27.980	10	16.807	1250m	1:28.474	12	16.424
1375m	1:36.505	10		1375m	1:36.848	12	
1500m	1:44.706	10	16.726	1500m	1:45.161	12	16.687
1625m	1:52.878	10		1625m	1:53.628	12	
1750m	2:01.240	10	16.534	1750m	2:01.985	12	16.824
1875m	2:09.566	10		1875m	2:10.518	13	
2000m	2:18.109	10	16.869	2000m	2:18.923	13	16.938
2125m	2:26.553	10		2125m	2:27.442	13	
2250m	2:35.013	10	16.904	2250m	2:35.921	13	16.998
2375m	2:43.683	10		2375m	2:44.649	13	
2500m	2:52.019	11	17.006	2500m	2:53.452	13	17.531
2625m	3:00.460	11		2625m	3:02.036	13	
2750m	3:09.159	12	17.140	2750m	3:10.755	13	17.303
2875m	3:17.677	12		2875m	3:19.221	13	
3000m	3:26.290	12	17.131	3000m	3:27.716	13	16.961
3125m	3:34.661	12		3125m	3:36.240	13	
3250m	3:43.062	12	16.772	3250m	3:44.969	14	17.253
3375m	3:51.775	12		3375m	3:53.733	14	
3500m	4:00.838	12	17.776	3500m	4:02.347	14	17.378
3625m	4:10.062	12		3625m	4:11.186	14	
3750m	4:18.883	13	18.045	3750m	4:19.573	14	17.226
3875m	4:27.508	13		3875m	4:27.784	14	
4000m	4:36.287	14	17.404	4000m	4:35.949	13	16.376

12-16 April 2017

**Women's Team Pursuit / Poursuite par équipes femmes**
**Qualifying / Qualifications**
**Race Analysis / Analyse de la course**

Wed 12 Apr 2017

Heat 2				Heat 2			
JPN - Japan				BEL - Belgium			
Distance	Time	Rank	Lap Time	Distance	Time	Rank	Lap Time
125m	14.641	13		125m	13.856	4	
250m	23.578	14	23.578	250m	22.376	6	22.376
375m	31.824	14		375m	30.523	6	
500m	40.025	14	16.447	500m	38.725	8	16.349
625m	48.151	14		625m	46.811	8	
750m	56.388	14	16.363	750m	55.105	10	16.380
875m	1:04.795	14		875m	1:03.327	10	
1000m	1:12.976	14	16.588	1000m	1:11.604	10	16.499
1125m	1:21.150	14		1125m	1:20.091	11	
1250m	1:29.423	14	16.447	1250m	1:28.363	11	16.759
1375m	1:37.556	13		1375m	1:36.788	11	
1500m	1:45.698	13	16.275	1500m	1:45.073	11	16.710
1625m	1:53.787	13		1625m	1:53.360	11	
1750m	2:02.020	13	16.322	1750m	2:01.806	11	16.733
1875m	2:10.232	12		1875m	2:10.190	11	
2000m	2:18.613	11	16.593	2000m	2:18.750	12	16.944
2125m	2:26.890	11		2125m	2:27.111	12	
2250m	2:35.217	11	16.604	2250m	2:35.674	12	16.924
2375m	2:43.731	11		2375m	2:43.960	12	
2500m	2:51.986	10	16.769	2500m	2:52.363	12	16.689
2625m	3:00.197	10		2625m	3:00.663	12	
2750m	3:08.514	10	16.528	2750m	3:08.944	11	16.581
2875m	3:16.696	9		2875m	3:17.265	11	
3000m	3:24.987	9	16.473	3000m	3:25.571	11	16.627
3125m	3:33.333	9		3125m	3:34.130	11	
3250m	3:41.975	10	16.988	3250m	3:42.620	11	17.049
3375m	3:50.614	10		3375m	3:51.001	11	
3500m	3:59.429	10	17.454	3500m	3:59.575	11	16.955
3625m	4:08.157	11		3625m	4:08.042	10	
3750m	4:17.062	11	17.633	3750m	4:16.537	10	16.962
3875m	4:25.610	11		3875m	4:25.259	10	
4000m	4:34.362	11	17.300	4000m	4:33.722	10	17.185



12-16 April 2017

## Women's Team Pursuit / Poursuite par équipes femmes

### Qualifying / Qualifications

### Race Analysis / Analyse de la course

Wed 12 Apr 2017

Heat 3				Heat 3			
FRA - France				RUS - Russia			
Distance	Time	Rank	Lap Time	Distance	Time	Rank	Lap Time
125m	14.467	10		125m	14.024	7	
250m	23.251	12	23.251	250m	22.644	8	22.644
375m	31.499	13		375m	31.193	10	
500m	39.702	13	16.451	500m	39.537	12	16.893
625m	47.690	12		625m	48.019	13	
750m	55.760	12	16.058	750m	56.322	13	16.785
875m	1:03.671	11		875m	1:04.602	13	
1000m	1:11.620	11	15.860	1000m	1:12.726	13	16.404
1125m	1:19.679	10		1125m	1:21.048	13	
1250m	1:27.589	9	15.969	1250m	1:29.356	13	16.630
1375m	1:35.451	7		1375m	1:37.890	14	
1500m	1:43.373	7	15.784	1500m	1:46.431	14	17.075
1625m	1:51.357	7		1625m	1:55.155	14	
1750m	1:59.259	7	15.886	1750m	2:03.509	14	17.078
1875m	2:07.333	7		1875m	2:11.719	14	
2000m	2:15.264	7	16.005	2000m	2:19.999	14	16.490
2125m	2:23.186	7		2125m	2:28.430	14	
2250m	2:31.257	7	15.993	2250m	2:37.085	14	17.086
2375m	2:39.202	7		2375m	2:45.629	14	
2500m	2:47.160	7	15.903	2500m	2:54.336	14	17.251
2625m	2:55.218	7		2625m	3:02.859	14	
2750m	3:03.014	7	15.854	2750m	3:11.349	14	17.013
2875m	3:10.787	7		2875m	3:19.731	14	
3000m	3:18.866	7	15.852	3000m	3:28.013	14	16.664
3125m	3:27.018	7		3125m	3:36.525	14	
3250m	3:35.526	7	16.660	3250m	3:44.965	13	16.952
3375m	3:43.754	7		3375m	3:53.427	13	
3500m	3:52.042	7	16.516	3500m	4:02.047	13	17.082
3625m	4:00.459	7		3625m	4:10.360	13	
3750m	4:08.826	7	16.784	3750m	4:18.602	12	16.555
3875m	4:17.285	7		3875m	4:27.013	12	
4000m	4:25.788	7	16.962	4000m	4:35.657	12	17.055

12-16 April 2017

**Women's Team Pursuit / Poursuite par équipes femmes**
**Qualifying / Qualifications**
**Race Analysis / Analyse de la course**

Wed 12 Apr 2017

Heat 4				Heat 4			
POL - Poland				CHN - China			
Distance	Time	Rank	Lap Time	Distance	Time	Rank	Lap Time
125m	14.328	9		125m	14.102	8	
250m	22.676	9	22.676	250m	22.507	7	22.507
375m	30.926	9		375m	30.669	8	
500m	38.838	9	16.162	500m	38.695	7	16.188
625m	46.700	7		625m	46.879	10	
750m	54.392	6	15.554	750m	54.910	9	16.215
875m	1:02.327	7		875m	1:03.057	9	
1000m	1:10.441	7	16.049	1000m	1:11.000	8	16.090
1125m	1:18.866	7		1125m	1:19.030	8	
1250m	1:27.149	7	16.708	1250m	1:27.266	8	16.266
1375m	1:35.533	9		1375m	1:35.481	8	
1500m	1:43.751	8	16.602	1500m	1:43.871	9	16.605
1625m	1:51.945	8		1625m	1:52.375	9	
1750m	2:00.028	8	16.277	1750m	2:00.823	9	16.952
1875m	2:08.412	8		1875m	2:09.310	9	
2000m	2:16.944	8	16.916	2000m	2:17.629	9	16.806
2125m	2:25.215	8		2125m	2:25.922	9	
2250m	2:33.450	8	16.506	2250m	2:34.422	9	16.793
2375m	2:41.818	8		2375m	2:42.870	9	
2500m	2:49.937	8	16.487	2500m	2:51.354	9	16.932
2625m	2:57.998	8		2625m	2:59.717	9	
2750m	3:06.055	8	16.118	2750m	3:08.276	9	16.922
2875m	3:14.131	8		2875m	3:16.708	10	
3000m	3:22.292	8	16.237	3000m	3:25.214	10	16.938
3125m	3:30.593	8		3125m	3:33.557	10	
3250m	3:38.768	8	16.476	3250m	3:41.957	9	16.743
3375m	3:46.952	8		3375m	3:50.433	9	
3500m	3:55.319	8	16.551	3500m	3:59.064	9	17.107
3625m	4:03.597	8		3625m	4:07.437	9	
3750m	4:11.838	8	16.519	3750m	4:15.935	9	16.871
3875m	4:20.124	8		3875m	4:24.224	9	
4000m	4:28.523	8	16.685	4000m	4:32.559	9	16.624

12-16 April 2017

## Women's Team Pursuit / Poursuite par équipes femmes

### Qualifying / Qualifications

### Race Analysis / Analyse de la course

Wed 12 Apr 2017

Heat 5				Heat 5			
NZL - New Zealand				AUS - Australia			
Distance	Time	Rank	Lap Time	Distance	Time	Rank	Lap Time
125m	13.885	5		125m	14.484	11	
250m	21.990	2	21.990	250m	22.725	10	22.725
375m	29.929	4		375m	30.530	7	
500m	37.667	4	15.677	500m	38.356	5	15.631
625m	45.454	4		625m	46.081	5	
750m	53.141	3	15.474	750m	53.992	5	15.636
875m	1:01.026	3		875m	1:01.792	5	
1000m	1:08.970	4	15.829	1000m	1:09.578	5	15.586
1125m	1:16.887	4		1125m	1:17.524	6	
1250m	1:24.894	4	15.924	1250m	1:25.363	6	15.785
1375m	1:32.738	4		1375m	1:33.125	6	
1500m	1:40.740	5	15.846	1500m	1:41.095	6	15.732
1625m	1:48.656	4		1625m	1:48.998	6	
1750m	1:56.597	4	15.857	1750m	1:57.068	6	15.973
1875m	2:04.662	4		1875m	2:04.943	6	
2000m	2:12.687	4	16.090	2000m	2:12.856	5	15.788
2125m	2:20.801	4		2125m	2:20.883	6	
2250m	2:28.710	5	16.023	2250m	2:28.735	6	15.879
2375m	2:36.672	6		2375m	2:36.526	4	
2500m	2:44.865	6	16.155	2500m	2:44.258	4	15.523
2625m	2:52.770	6		2625m	2:51.983	4	
2750m	3:00.947	6	16.082	2750m	2:59.868	4	15.610
2875m	3:09.046	6		2875m	3:07.680	4	
3000m	3:17.134	6	16.187	3000m	3:15.529	3	15.661
3125m	3:25.137	6		3125m	3:23.551	2	
3250m	3:33.069	6	15.935	3250m	3:31.616	3	16.087
3375m	3:41.202	6		3375m	3:39.476	3	
3500m	3:49.328	6	16.259	3500m	3:47.261	2	15.645
3625m	3:57.534	6		3625m	3:55.191	2	
3750m	4:06.088	6	16.760	3750m	4:02.966	2	15.705
3875m	4:14.247	6		3875m	4:10.768	2	
4000m	4:22.776	6	16.688	4000m	4:18.659	2	15.693

12-16 April 2017

## Women's Team Pursuit / Poursuite par équipes femmes

### Qualifying / Qualifications

### Race Analysis / Analyse de la course

Wed 12 Apr 2017

Heat 6				Heat 6			
ITA - Italy				CAN - Canada			
Distance	Time	Rank	Lap Time	Distance	Time	Rank	Lap Time
125m	14.736	14		125m	13.980	6	
250m	23.290	13	23.290	250m	22.016	3	22.016
375m	31.300	11		375m	29.645	2	
500m	39.181	10	15.891	500m	37.402	2	15.386
625m	46.835	9		625m	45.163	2	
750m	54.411	7	15.230	750m	53.090	2	15.688
875m	1:02.114	6		875m	1:00.901	2	
1000m	1:09.704	6	15.293	1000m	1:08.703	2	15.613
1125m	1:17.298	5		1125m	1:16.634	2	
1250m	1:25.085	5	15.381	1250m	1:24.402	2	15.699
1375m	1:32.858	5		1375m	1:32.161	2	
1500m	1:40.672	3	15.587	1500m	1:40.042	2	15.640
1625m	1:48.603	3		1625m	1:47.866	2	
1750m	1:56.364	3	15.692	1750m	1:55.815	2	15.773
1875m	2:04.264	3		1875m	2:03.657	2	
2000m	2:12.034	3	15.670	2000m	2:11.491	2	15.676
2125m	2:19.767	3		2125m	2:19.471	2	
2250m	2:27.630	3	15.596	2250m	2:27.417	2	15.926
2375m	2:35.430	3		2375m	2:35.371	2	
2500m	2:43.305	2	15.675	2500m	2:43.423	3	16.006
2625m	2:51.358	3		2625m	2:51.299	2	
2750m	2:59.287	3	15.982	2750m	2:59.215	2	15.792
2875m	3:07.238	2		2875m	3:07.372	3	
3000m	3:15.396	2	16.109	3000m	3:15.601	4	16.386
3125m	3:23.561	3		3125m	3:23.693	4	
3250m	3:31.504	2	16.108	3250m	3:31.924	4	16.323
3375m	3:39.420	2		3375m	3:39.968	4	
3500m	3:47.590	3	16.086	3500m	3:48.173	4	16.249
3625m	3:55.803	3		3625m	3:56.075	4	
3750m	4:03.783	3	16.193	3750m	4:03.885	4	15.712
3875m	4:11.742	4		3875m	4:11.689	3	
4000m	4:19.838	4	16.055	4000m	4:19.515	3	15.630

12-16 April 2017

## Women's Team Pursuit / Poursuite par équipes femmes

### Qualifying / Qualifications

### Race Analysis / Analyse de la course

Wed 12 Apr 2017

Heat 7				Heat 7			
USA - United States				GBR - Great Britain			
Distance	Time	Rank	Lap Time	Distance	Time	Rank	Lap Time
125m	13.360	1		125m	13.769	3	
250m	21.308	1	21.308	250m	22.101	4	22.101
375m	29.174	1		375m	29.849	3	
500m	36.824	1	15.516	500m	37.640	3	15.539
625m	44.650	1		625m	45.396	3	
750m	52.490	1	15.666	750m	53.276	4	15.636
875m	1:00.510	1		875m	1:01.119	4	
1000m	1:08.418	1	15.928	1000m	1:08.954	3	15.678
1125m	1:16.384	1		1125m	1:16.777	3	
1250m	1:24.082	1	15.664	1250m	1:24.714	3	15.760
1375m	1:31.942	1		1375m	1:32.684	3	
1500m	1:39.602	1	15.520	1500m	1:40.718	4	16.004
1625m	1:47.420	1		1625m	1:48.973	5	
1750m	1:55.288	1	15.686	1750m	1:56.988	5	16.270
1875m	2:03.310	1		1875m	2:04.918	5	
2000m	2:11.160	1	15.872	2000m	2:12.908	6	15.920
2125m	2:19.066	1		2125m	2:20.803	5	
2250m	2:26.832	1	15.672	2250m	2:28.636	4	15.728
2375m	2:34.769	1		2375m	2:36.641	5	
2500m	2:42.725	1	15.893	2500m	2:44.576	5	15.940
2625m	2:50.657	1		2625m	2:52.498	5	
2750m	2:58.468	1	15.743	2750m	3:00.400	5	15.824
2875m	3:06.392	1		2875m	3:08.273	5	
3000m	3:14.283	1	15.815	3000m	3:16.313	5	15.913
3125m	3:22.233	1		3125m	3:24.372	5	
3250m	3:30.352	1	16.069	3250m	3:32.512	5	16.199
3375m	3:38.561	1		3375m	3:40.793	5	
3500m	3:46.509	1	16.157	3500m	3:48.856	5	16.344
3625m	3:54.373	1		3625m	3:57.000	5	
3750m	4:02.201	1	15.692	3750m	4:05.136	5	16.280
3875m	4:09.871	1		3875m	4:13.227	5	
4000m	4:17.722	1	15.521	4000m	4:21.548	5	16.412

## Women's Team Pursuit / Poursuite par équipes femmes

### Qualifying / Qualifications

### Start List / Liste de départ

Wed 12 Apr 2017 - Race distance: 4000m

<b>World Record</b>	4:10.236 GBR - Great Britain	Rio (BRA)	13 AUG 2016
---------------------	------------------------------	-----------	-------------

Heat	Race Number	Country / Name	Time
1		<b>GER - Germany</b>	
	18	PALLER Tatjana	
	66	BECKER Charlotte	
	220	BRAUSSE Franziska	
	223	STOCK Gudrun	
		<b>HKG - Hong Kong</b>	
	20	PANG Yao	
	68	YANG Qianyu	
	231	DIAO Xiao Juan	
	233	LEUNG Bo Yee	
2		<b>JPN - Japan</b>	
	75	UWANO Minami	
	262	HASHIMOTO Yuya	
	263	NAKAMURA Kisato	
	264	SUZUKI Nao	
		<b>BEL - Belgium</b>	
	4	KOPECKY Lotte	
	122	CROKET Gilke	
	125	DOM Annelies	
	126	VAN DER MEULEN Kaat	
3		<b>FRA - France</b>	
	62	DELZENNE Elise	
	191	BERTHON Laurie	
	192	BORRAS Marion	
	193	DEMAY Coralie	
		<b>RUS - Russia</b>	
	84	BADYKOVA Gulnaz	
	334	BALABOLINA Tamara	
	335	KANTSYBER Maria	
	338	MALAKHOVA Lidiya	
4		<b>POL - Poland</b>	
	36	PIKULIK Daria	
	81	RUTKOWSKA Natalia	
	318	KACZKOWSKA Justyna	
	319	PLOSAJ Nikol	
		<b>CHN - China</b>	
	8	LUO Xiaoling	
	154	CHEN Qiaolin	
	155	CHEN Siyu	
	157	HUANG Li	

## Women's Team Pursuit / Poursuite par équipes femmes

### Qualifying / Qualifications

### Start List / Liste de départ

Wed 12 Apr 2017 - Race distance: 4000m

Heat	Race Number	Country / Name	Time
5		<b>NZL - New Zealand</b>	
	34	DRUMMOND Michaela	
	79	SHEATH Racquel	
	305	BUCHANAN Rushlee	
	308	NIELSEN Jaime	
		<b>AUS - Australia</b>	
	2	CURE Amy	
	110	ANKUDINOFF Ashlee	
	112	MANLY Alexandra	
	116	WIASAK Rebecca	
	6		<b>ITA - Italy</b>
23		BALSAMO Elisa	
252		FRAPPORTI Simona	
254		PATTARO Francesca	
255		VALSECCHI Silvia	
		<b>CAN - Canada</b>	
7		ROORDA Stephanie	
57		DUEHRING Jasmin	
7		<b>USA - United States</b>	
	356	CATLIN Kelly	
	357	DYGERT Chloe	
	358	GEIST Kimberly	
	359	VALENTE Jennifer	
		<b>GBR - Great Britain</b>	
	205	DICKINSON Eleanor	
	206	KAY Emily	
	207	LLOYD Manon	
	209	NELSON Emily	

#### Qualification rule:

The eight teams recording the best times in the qualifying round will be matched in the First round as follows:

The 6th fastest team against the 7th fastest team.

The 5th fastest team against the 8th fastest team.

The 2nd fastest team against the 3rd fastest team.

The fastest team against the 4th fastest team.

The winners of heats 3 and 4 in the First round ride the final for the gold and silver medals.

The remaining six teams will be ranked by their times in the First round and will be paired as follows:

The two fastest teams ride the final for the bronze medal.

Communiqué approved by the Secretary of the Commissaires Panel:

#### Note:

The composition of the teams may be subject to change up to one hour before the start of the race.

## Women's Individual Pursuit / Poursuite individuelle femmes

### Results and Final Classification / Résultats et classement final

Sat 15 Apr 2017 - Race distance: 3000m

<b>World Record</b>	3:22.269 HAMMER Sarah	USA	Aguascalientes (MEX)	11 MAY 2010
---------------------	-----------------------	-----	----------------------	-------------

	Rank	Race Number	Name	Country Code	1000m	2000m 1000-2000	Time 2000-3000	Average Speed km/h
GOLD	1	357	DYGERT Chloe	USA	1:11.025	2:17.467 1:06.442	3:24.641 1:07.174	52.775
SILVER	2	110	ANKUDINOFF Ashlee	AUS	1:13.068	2:21.604 1:08.536	3:31.784 1:10.180	50.995
BRONZE	3	356	CATLIN Kelly	USA	1:12.132	2:20.305 1:08.173	3:30.365 1:10.060	51.339
	4	116	WIASAK Rebecca	AUS	1:12.097	2:20.733 1:08.636	3:31.173 1:10.440	51.142
	5	16	ARCHIBALD Katie	GBR				
	6	308	NIELSEN Jaime	NZL				
	7	142	LAY Kirsti	CAN				
	8	255	VALSECCHI Silvia	ITA				
	9	223	STOCK Gudrun	GER				
	10	141	FOREMAN-MACKEY Annie	CAN				
	11	318	KACZKOWSKA Justyna	POL				
	12	205	DICKINSON Eleanor	GBR				
	13	192	BORRAS Marion	FRA				
	14	307	JAMES Kirstie	NZL				
	15	254	PATTARO Francesca	ITA				
	16	62	DELZENNE Elise	FRA				
	17	242	TURVEY Anna	IRL				
	18	133	PIVOVAROVA Polina	BLR				
	19	181	RODRIGUEZ SANCHEZ Gloria	ESP				
	20	125	DOM Annelies	BEL				
	21	25	KAJIHARA Yumi	JPN				



**Women's Individual Pursuit / Poursuite individuelle femmes**  
**Results and Final Classification / Résultats et classement final**  
 Sat 15 Apr 2017 - Race distance: 3000m

Rank	Race Number	Name	Country Code	1000m	2000m 1000-2000	Time 2000-3000	Average Speed km/h
22	68	YANG Qianyu	HKG				
23	77	TREBAITE Ausrine	LTU				
24	36	PIKULIK Daria	POL				

Communiqué approved by the Secretary of the Commissaires Panel:

.....

12-16 April 2017

## Women's Individual Pursuit / Poursuite individuelle femmes

### Finals / Finales

### Race Analysis / Analyse de la course

Sat 15 Apr 2017

#### BRONZE

116 WIASAK Rebecca - AUS				356 CATLIN Kelly - USA			
Distance	Time	Rank	Lap Time	Distance	Time	Rank	Lap Time
125m	14.074	2		125m	13.694	1	
250m	22.582	2	22.582	250m	22.214	1	22.214
375m	30.827	2		375m	30.518	1	
500m	38.984	2	16.402	500m	38.802	1	16.588
625m	47.197	2		625m	47.084	1	
750m	55.446	2	16.462	750m	55.384	1	16.582
875m	1:03.761	2		875m	1:03.731	1	
1000m	1:12.097	1	16.651	1000m	1:12.132	2	16.748
1125m	1:20.485	1		1125m	1:20.544	2	
1250m	1:28.940	1	16.843	1250m	1:28.999	2	16.867
1375m	1:37.443	1		1375m	1:37.459	2	
1500m	1:46.033	2	17.093	1500m	1:45.980	1	16.981
1625m	1:54.669	2		1625m	1:54.526	1	
1750m	2:03.355	2	17.322	1750m	2:03.108	1	17.128
1875m	2:12.032	2		1875m	2:11.690	1	
2000m	2:20.733	2	17.378	2000m	2:20.305	1	17.197
2125m	2:29.427	2		2125m	2:28.925	1	
2250m	2:38.170	2	17.437	2250m	2:37.584	1	17.279
2375m	2:46.941	2		2375m	2:46.291	1	
2500m	2:55.740	2	17.570	2500m	2:55.027	1	17.443
2625m	3:04.559	2		2625m	3:03.800	1	
2750m	3:13.422	2	17.682	2750m	3:12.621	1	17.594
2875m	3:22.278	2		2875m	3:21.513	1	
3000m	3:31.173	2	17.751	3000m	3:30.365	1	17.744

#### GOLD

357 DYGERT Chloe - USA				110 ANKUDINOFF Ashlee - AUS			
Distance	Time	Rank	Lap Time	Distance	Time	Rank	Lap Time
125m	13.866	1		125m	13.872	2	
250m	22.239	1	22.239	250m	22.414	2	22.414
375m	30.276	1		375m	30.698	2	
500m	38.294	1	16.055	500m	39.065	2	16.651
625m	46.475	1		625m	47.503	2	
750m	54.685	1	16.391	750m	56.008	2	16.943
875m	1:02.869	1		875m	1:04.529	2	
1000m	1:11.025	1	16.340	1000m	1:13.068	2	17.060
1125m	1:19.231	1		1125m	1:21.591	2	
1250m	1:27.519	1	16.494	1250m	1:30.124	2	17.056
1375m	1:35.810	1		1375m	1:38.637	2	
1500m	1:44.106	1	16.587	1500m	1:47.194	2	17.070
1625m	1:52.408	1		1625m	1:55.766	2	
1750m	2:00.746	1	16.640	1750m	2:04.354	2	17.160
1875m	2:09.090	1		1875m	2:12.975	2	
2000m	2:17.467	1	16.721	2000m	2:21.604	2	17.250
2125m	2:25.862	1		2125m	2:30.194	2	
2250m	2:34.208	1	16.741	2250m	2:38.798	2	17.194
2375m	2:42.556	1		2375m	2:47.488	2	
2500m	2:50.889	1	16.681	2500m	2:56.266	2	17.468
2625m	2:59.294	1		2625m	3:05.041	2	
2750m	3:07.710	1	16.821	2750m	3:13.878	2	17.612
2875m	3:16.173	1		2875m	3:22.763	2	
3000m	3:24.641	1	16.931	3000m	3:31.784	2	17.906

**Women's Individual Pursuit / Poursuite individuelle femmes**

**Finals / Finales**

**Start List / Liste de départ**

Sat 15 Apr 2017 - Race distance: 3000m

<b>World Record</b>	3:22.269 HAMMER Sarah	USA	Aguascalientes (MEX)	11 MAY 2010
---------------------	-----------------------	-----	----------------------	-------------

Heat	Race Number	Name	Country Code	Time
FOR	116	WIASAK Rebecca	AUS	_____
BRONZE	356	CATLIN Kelly	USA	_____
FOR	357	DYGERT Chloe	USA	_____
GOLD	110	ANKUDINOFF Ashlee	AUS	_____

Communiqué approved by the Secretary of the Commissaires Panel:

## Women's Individual Pursuit / Poursuite individuelle femmes

### Qualifying / Qualifications

### Results / Résultats

Sat 15 Apr 2017 - Race distance: 3000m

<b>World Record</b>	3:22.269 HAMMER Sarah	USA	Aguascalientes (MEX)	11 MAY 2010
---------------------	-----------------------	-----	----------------------	-------------

Rank	Race Number	Name	Country Code	1000m	2000m 1000-2000	Time 2000-3000	Average Speed km/h
1	357	DYGERT Chloe	USA	1:10.864 (1)	2:16.817 (1) 1:05.953 (1)	<b>3:22.920</b> 1:06.103 (1)	53.222
2	110	ANKUDINOFF Ashlee	AUS	1:13.082 (6)	2:20.854 (5) 1:07.772 (2)	<b>3:29.554</b> 1:08.700 (2)	51.538
3	116	WIASAK Rebecca	AUS	1:12.183 (3)	2:20.515 (3) 1:08.332 (5)	<b>3:30.938</b> 1:10.423 (7)	51.199
4	356	CATLIN Kelly	USA	1:14.159 (12)	2:22.109 (8) 1:07.950 (3)	<b>3:31.073</b> 1:08.964 (3)	51.167
5	16	ARCHIBALD Katie	GBR	1:12.196 (4)	2:20.744 (4) 1:08.548 (7)	<b>3:31.331</b> 1:10.587 (8)	51.104
6	308	NIELSEN Jaime	NZL	1:13.116 (7)	2:21.577 (7) 1:08.461 (6)	<b>3:31.653</b> 1:10.076 (6)	51.026
7	142	LAY Kirsti	CAN	1:13.471 (8)	2:21.547 (6) 1:08.076 (4)	<b>3:32.936</b> 1:11.389 (11)	50.719
8	255	VALSECCHI Silvia	ITA	1:14.522 (13)	2:24.002 (12) 1:09.480 (9)	<b>3:33.088</b> 1:09.086 (4)	50.683
9	223	STOCK Gudrun	GER	1:15.147 (15)	2:24.756 (15) 1:09.609 (10)	<b>3:34.325</b> 1:09.569 (5)	50.390
10	141	FOREMAN-MACKEY Annie	CAN	1:14.090 (10)	2:23.811 (11) 1:09.721 (11)	<b>3:34.955</b> 1:11.144 (10)	50.243
11	318	KACZKOWSKA Justyna	POL	1:11.730 (2)	2:20.406 (2) 1:08.676 (8)	<b>3:34.958</b> 1:14.552 (20)	50.242
12	205	DICKINSON Eleanor	GBR	1:12.216 (5)	2:22.658 (9) 1:10.442 (15)	<b>3:34.982</b> 1:12.324 (13)	50.236
13	192	BORRAS Marion	FRA	1:14.897 (14)	2:24.680 (14) 1:09.783 (12)	<b>3:36.194</b> 1:11.514 (12)	49.955
14	307	JAMES Kirstie	NZL	1:13.597 (9)	2:23.423 (10) 1:09.826 (13)	<b>3:36.250</b> 1:12.827 (14)	49.942
15	254	PATTARO Francesca	ITA	1:15.901 (16)	2:26.562 (16) 1:10.661 (16)	<b>3:37.531</b> 1:10.969 (9)	49.648
16	62	DELZENNE Elise	FRA	1:14.154 (11)	2:24.258 (13) 1:10.104 (14)	<b>3:38.744</b> 1:14.486 (19)	49.372
17	242	TURVEY Anna	IRL	1:15.956 (17)	2:27.114 (17) 1:11.158 (17)	<b>3:40.484</b> 1:13.370 (15)	48.983
18	133	PIVOVAROVA Polina	BLR	1:16.202 (18)	2:27.715 (18) 1:11.513 (18)	<b>3:41.497</b> 1:13.782 (16)	48.759
19	181	RODRIGUEZ SANCHEZ Gloria	ESP	1:16.415 (20)	2:29.487 (19) 1:13.072 (19)	<b>3:43.369</b> 1:13.882 (17)	48.350
20	125	DOM Annelies	BEL	1:16.943 (21)	2:30.734 (20) 1:13.791 (20)	<b>3:44.903</b> 1:14.169 (18)	48.020
21	25	KAJIHARA Yumi	JPN	1:17.077 (22)	2:32.571 (21) 1:15.494 (21)	<b>3:47.356</b> 1:14.785 (21)	47.502
22	68	YANG Qianyu	HKG	1:16.376 (19)	2:32.831 (22) 1:16.455 (22)	<b>3:48.449</b> 1:15.618 (22)	47.275

## Women's Individual Pursuit / Poursuite individuelle femmes

### Qualifying / Qualifications

### Results / Résultats

Sat 15 Apr 2017 - Race distance: 3000m

Rank	Race Number	Name	Country Code	1000m	2000m 1000-2000	Time 2000-3000	Average Speed km/h
23	77	TREBAITE Ausrine	LTU	1:18.507 (23)	2:36.135 (23) 1:17.628 (23)	<b>3:56.001</b> 1:19.866 (23)	45.762
24	36	PIKULIK Daria	POL	1:24.586 (24)	2:47.077 (24) 1:22.491 (24)	<b>4:09.892</b> 1:22.815 (24)	43.218

#### Qualification rule:

Fastest 2 riders race for Gold, and 3rd and 4th riders race for Bronze.

Communiqué approved by the Secretary of the Commissaires Panel:

12-16 April 2017

## Women's Individual Pursuit / Poursuite individuelle femmes

### Qualifying / Qualifications

### Race Analysis / Analyse de la course

Sat 15 Apr 2017

#### Heat 1

142 LAY Kirsti - CAN				77 TREBAITE Ausrine - LTU			
Distance	Time	Rank	Lap Time	Distance	Time	Rank	Lap Time
125m	14.284	15		125m	14.344	16	
250m	23.037	14	23.037	250m	23.451	18	23.451
375m	31.424	10		375m	32.383	19	
500m	39.774	9	16.737	500m	41.319	22	17.868
625m	48.133	9		625m	50.419	23	
750m	56.545	9	16.771	750m	59.620	23	18.301
875m	1:04.992	9		875m	1:08.993	23	
1000m	1:13.471	8	16.926	1000m	1:18.507	23	18.887
1125m	1:21.959	8		1125m	1:28.147	23	
1250m	1:30.420	8	16.949	1250m	1:37.821	23	19.314
1375m	1:38.856	8		1375m	1:47.573	23	
1500m	1:47.341	8	16.921	1500m	1:57.186	23	19.365
1625m	1:55.814	7		1625m	2:06.823	23	
1750m	2:04.358	7	17.017	1750m	2:16.542	23	19.356
1875m	2:12.936	7		1875m	2:26.323	23	
2000m	2:21.547	6	17.189	2000m	2:36.135	23	19.593
2125m	2:30.217	6		2125m	2:46.059	23	
2250m	2:38.979	6	17.432	2250m	2:56.033	23	19.898
2375m	2:47.811	7		2375m	3:06.032	23	
2500m	2:56.682	8	17.703	2500m	3:16.028	23	19.995
2625m	3:05.639	7		2625m	3:26.036	23	
2750m	3:14.678	7	17.996	2750m	3:36.039	23	20.011
2875m	3:23.775	7		2875m	3:46.044	23	
3000m	3:32.936	7	18.258	3000m	3:56.001	23	19.962

#### Heat 2

133 PIVOVAROVA Polina - BLR				255 VALSECCHI Silvia - ITA			
Distance	Time	Rank	Lap Time	Distance	Time	Rank	Lap Time
125m	14.943	22		125m	14.231	14	
250m	23.972	22	23.972	250m	23.241	15	23.241
375m	32.653	22		375m	31.892	16	
500m	41.228	21	17.256	500m	40.404	14	17.163
625m	49.839	20		625m	48.892	14	
750m	58.568	18	17.340	750m	57.380	13	16.976
875m	1:07.348	18		875m	1:05.930	13	
1000m	1:16.202	18	17.634	1000m	1:14.522	13	17.142
1125m	1:25.083	18		1125m	1:23.153	13	
1250m	1:33.996	18	17.794	1250m	1:31.798	13	17.276
1375m	1:42.917	18		1375m	1:40.509	13	
1500m	1:51.851	18	17.855	1500m	1:49.201	13	17.403
1625m	2:00.791	18		1625m	1:57.919	13	
1750m	2:09.758	18	17.907	1750m	2:06.636	13	17.435
1875m	2:18.705	18		1875m	2:15.345	13	
2000m	2:27.715	18	17.957	2000m	2:24.002	12	17.366
2125m	2:36.705	18		2125m	2:32.715	12	
2250m	2:45.776	18	18.061	2250m	2:41.402	11	17.400
2375m	2:54.855	18		2375m	2:50.045	11	
2500m	3:04.009	18	18.233	2500m	2:58.631	9	17.229
2625m	3:13.250	18		2625m	3:07.249	9	
2750m	3:22.590	18	18.581	2750m	3:15.853	9	17.222
2875m	3:32.009	18		2875m	3:24.442	8	
3000m	3:41.497	18	18.907	3000m	3:33.088	8	17.235

12-16 April 2017

**Women's Individual Pursuit / Poursuite individuelle femmes**
**Qualifying / Qualifications**
**Race Analysis / Analyse de la course**

Sat 15 Apr 2017

**Heat 3**

36 PIKULIK Daria - POL				205 DICKINSON Eleanor - GBR			
Distance	Time	Rank	Lap Time	Distance	Time	Rank	Lap Time
125m	15.412	23		125m	13.986	10	
250m	25.433	24	25.433	250m	22.544	7	22.544
375m	35.091	24		375m	30.720	6	
500m	44.768	24	19.335	500m	38.832	4	16.288
625m	54.691	24		625m	47.022	3	
750m	1:04.692	24	19.924	750m	55.330	3	16.498
875m	1:14.598	24		875m	1:03.777	5	
1000m	1:24.586	24	19.894	1000m	1:12.216	5	16.886
1125m	1:34.674	24		1125m	1:20.835	5	
1250m	1:44.896	24	20.310	1250m	1:29.519	5	17.303
1375m	1:55.252	24		1375m	1:38.316	5	
1500m	2:05.583	24	20.687	1500m	1:47.146	6	17.627
1625m	2:15.874	24		1625m	1:55.997	8	
1750m	2:26.225	24	20.642	1750m	2:04.851	8	17.705
1875m	2:36.635	24		1875m	2:13.758	9	
2000m	2:47.077	24	20.852	2000m	2:22.658	9	17.807
2125m	2:57.482	24		2125m	2:31.663	9	
2250m	3:07.918	24	20.841	2250m	2:40.669	9	18.011
2375m	3:18.151	24		2375m	2:49.668	9	
2500m	3:28.395	24	20.477	2500m	2:58.660	10	17.991
2625m	3:38.612	24		2625m	3:07.673	11	
2750m	3:48.966	24	20.571	2750m	3:16.731	11	18.071
2875m	3:59.356	24		2875m	3:25.842	11	
3000m	4:09.892	24	20.926	3000m	3:34.982	12	18.251

**Heat 4**

223 STOCK Gudrun - GER				125 DOM Annelies - BEL			
Distance	Time	Rank	Lap Time	Distance	Time	Rank	Lap Time
125m	14.023	12		125m	13.986	10	
250m	22.933	11	22.933	250m	23.029	13	23.029
375m	31.706	12		375m	31.901	17	
500m	40.508	15	17.575	500m	40.756	17	17.727
625m	49.188	15		625m	49.668	18	
750m	57.836	15	17.328	750m	58.672	20	17.916
875m	1:06.457	15		875m	1:07.748	21	
1000m	1:15.147	15	17.311	1000m	1:16.943	21	18.271
1125m	1:23.896	15		1125m	1:26.146	21	
1250m	1:32.616	15	17.469	1250m	1:35.340	21	18.397
1375m	1:41.320	15		1375m	1:44.489	21	
1500m	1:50.025	15	17.409	1500m	1:53.634	20	18.294
1625m	1:58.735	15		1625m	2:02.812	20	
1750m	2:07.449	15	17.424	1750m	2:12.072	20	18.438
1875m	2:16.127	15		1875m	2:21.371	20	
2000m	2:24.756	15	17.307	2000m	2:30.734	20	18.662
2125m	2:33.326	14		2125m	2:40.120	20	
2250m	2:41.899	13	17.143	2250m	2:49.565	20	18.831
2375m	2:50.444	13		2375m	2:59.027	20	
2500m	2:59.046	12	17.147	2500m	3:08.314	20	18.749
2625m	3:07.645	10		2625m	3:17.406	20	
2750m	3:16.366	10	17.320	2750m	3:26.498	20	18.184
2875m	3:25.255	10		2875m	3:35.599	20	
3000m	3:34.325	9	17.959	3000m	3:44.903	20	18.405

12-16 April 2017

**Women's Individual Pursuit / Poursuite individuelle femmes**

**Qualifying / Qualifications**

**Race Analysis / Analyse de la course**

Sat 15 Apr 2017

**Heat 5**

68 YANG Qianyu - HKG				141 FOREMAN-MACKEY Annie - CAN			
Distance	Time	Rank	Lap Time	Distance	Time	Rank	Lap Time
125m	14.615	20		125m	14.558	19	
250m	23.732	21	23.732	250m	23.425	17	23.425
375m	32.468	21		375m	31.864	15	
500m	41.206	20	17.474	500m	40.220	12	16.795
625m	49.902	21		625m	48.636	11	
750m	58.632	19	17.426	750m	57.022	10	16.802
875m	1:07.434	20		875m	1:05.516	10	
1000m	1:16.376	19	17.744	1000m	1:14.090	10	17.068
1125m	1:25.507	20		1125m	1:22.729	12	
1250m	1:34.843	20	18.467	1250m	1:31.385	12	17.295
1375m	1:44.311	20		1375m	1:40.111	12	
1500m	1:53.998	21	19.155	1500m	1:48.838	12	17.453
1625m	2:03.679	21		1625m	1:57.590	12	
1750m	2:13.446	22	19.448	1750m	2:06.310	12	17.472
1875m	2:23.141	22		1875m	2:15.059	11	
2000m	2:32.831	22	19.385	2000m	2:23.811	11	17.501
2125m	2:42.195	21		2125m	2:32.683	11	
2250m	2:51.490	21	18.659	2250m	2:41.416	12	17.605
2375m	3:00.879	21		2375m	2:50.225	12	
2500m	3:10.383	22	18.893	2500m	2:59.071	13	17.655
2625m	3:19.881	22		2625m	3:07.981	12	
2750m	3:29.481	22	19.098	2750m	3:16.920	12	17.849
2875m	3:39.038	22		2875m	3:25.942	12	
3000m	3:48.449	22	18.968	3000m	3:34.955	10	18.035

**Heat 6**

307 JAMES Kirstie - NZL				357 DYGERT Chloe - USA			
Distance	Time	Rank	Lap Time	Distance	Time	Rank	Lap Time
125m	13.754	3		125m	13.824	5	
250m	22.250	3	22.250	250m	22.157	1	22.157
375m	30.680	4		375m	30.143	1	
500m	39.179	6	16.929	500m	38.106	1	15.949
625m	47.744	7		625m	46.183	1	
750m	56.357	8	17.178	750m	54.314	1	16.208
875m	1:04.951	8		875m	1:02.594	1	
1000m	1:13.597	9	17.240	1000m	1:10.864	1	16.550
1125m	1:22.260	9		1125m	1:19.164	1	
1250m	1:30.928	9	17.331	1250m	1:27.400	1	16.536
1375m	1:39.655	10		1375m	1:35.611	1	
1500m	1:48.420	10	17.492	1500m	1:43.810	1	16.410
1625m	1:57.179	10		1625m	1:52.085	1	
1750m	2:05.935	10	17.515	1750m	2:00.369	1	16.559
1875m	2:14.686	10		1875m	2:08.604	1	
2000m	2:23.423	10	17.488	2000m	2:16.817	1	16.448
2125m	2:32.176	10		2125m	2:25.020	1	
2250m	2:41.028	10	17.605	2250m	2:33.245	1	16.428
2375m	2:50.000	10		2375m	2:41.443	1	
2500m	2:59.043	11	18.015	2500m	2:49.742	1	16.497
2625m	3:08.130	13		2625m	2:57.995	1	
2750m	3:17.452	13	18.409	2750m	3:06.306	1	16.564
2875m	3:26.826	13		2875m	3:14.604	1	
3000m	3:36.250	14	18.798	3000m	3:22.920	1	16.614



12-16 April 2017

**Women's Individual Pursuit / Poursuite individuelle femmes**
**Qualifying / Qualifications**
**Race Analysis / Analyse de la course**

Sat 15 Apr 2017

**Heat 7**

356 CATLIN Kelly - USA				181 RODRIGUEZ SANCHEZ Gloria - ESP			
Distance	Time	Rank	Lap Time	Distance	Time	Rank	Lap Time
125m	13.868	7		125m	14.479	17	
250m	22.541	6	22.541	250m	23.401	16	23.401
375m	31.130	9		375m	32.096	18	
500m	39.779	10	17.238	500m	40.830	18	17.429
625m	48.429	10		625m	49.626	16	
750m	57.037	11	17.258	750m	58.488	16	17.658
875m	1:05.629	11		875m	1:07.432	19	
1000m	1:14.159	12	17.122	1000m	1:16.415	20	17.927
1125m	1:22.617	10		1125m	1:25.417	19	
1250m	1:31.061	10	16.902	1250m	1:34.431	19	18.016
1375m	1:39.509	9		1375m	1:43.475	19	
1500m	1:47.999	9	16.938	1500m	1:52.539	19	18.108
1625m	1:56.513	9		1625m	2:01.671	19	
1750m	2:05.054	9	17.055	1750m	2:10.888	19	18.349
1875m	2:13.575	8		1875m	2:20.163	19	
2000m	2:22.109	8	17.055	2000m	2:29.487	19	18.599
2125m	2:30.617	8		2125m	2:38.877	19	
2250m	2:39.122	8	17.013	2250m	2:48.289	19	18.802
2375m	2:47.816	8		2375m	2:57.546	19	
2500m	2:56.407	5	17.285	2500m	3:06.727	19	18.438
2625m	3:05.064	5		2625m	3:15.904	19	
2750m	3:13.731	5	17.324	2750m	3:25.058	19	18.331
2875m	3:22.418	4		2875m	3:34.166	19	
3000m	3:31.073	4	17.342	3000m	3:43.369	19	18.311

**Heat 8**

25 KAJIHARA Yumi - JPN				192 BORRAS Marion - FRA			
Distance	Time	Rank	Lap Time	Distance	Time	Rank	Lap Time
125m	13.755	4		125m	13.893	8	
250m	22.965	12	22.965	250m	22.875	10	22.875
375m	31.789	13		375m	31.463	11	
500m	40.674	16	17.709	500m	40.047	11	17.172
625m	49.631	17		625m	48.742	13	
750m	58.726	21	18.052	750m	57.478	14	17.431
875m	1:07.866	22		875m	1:06.171	14	
1000m	1:17.077	22	18.351	1000m	1:14.897	14	17.419
1125m	1:26.263	22		1125m	1:23.591	14	
1250m	1:35.555	22	18.478	1250m	1:32.265	14	17.368
1375m	1:44.881	22		1375m	1:40.956	14	
1500m	1:54.391	22	18.836	1500m	1:49.732	14	17.467
1625m	2:03.875	22		1625m	1:58.514	14	
1750m	2:13.432	21	19.041	1750m	2:07.264	14	17.532
1875m	2:22.941	21		1875m	2:15.941	14	
2000m	2:32.571	21	19.139	2000m	2:24.680	14	17.416
2125m	2:42.225	22		2125m	2:33.424	15	
2250m	2:51.695	22	19.124	2250m	2:42.161	14	17.481
2375m	3:00.921	22		2375m	2:51.037	14	
2500m	3:10.202	21	18.507	2500m	3:00.029	14	17.868
2625m	3:19.453	21		2625m	3:09.079	14	
2750m	3:28.761	21	18.559	2750m	3:18.015	14	17.986
2875m	3:38.011	21		2875m	3:27.118	14	
3000m	3:47.356	21	18.595	3000m	3:36.194	13	18.179

12-16 April 2017

**Women's Individual Pursuit / Poursuite individuelle femmes**

**Qualifying / Qualifications**

**Race Analysis / Analyse de la course**

Sat 15 Apr 2017

**Heat 9**

242 TURVEY Anna - IRL				16 ARCHIBALD Katie - GBR			
Distance	Time	Rank	Lap Time	Distance	Time	Rank	Lap Time
125m	15.531	24		125m	13.546	1	
250m	24.881	23	24.881	250m	22.251	4	22.251
375m	33.571	23		375m	30.545	3	
500m	42.004	23	17.123	500m	38.755	3	16.504
625m	50.359	22		625m	47.037	4	
750m	58.795	22	16.791	750m	55.380	4	16.625
875m	1:07.315	17		875m	1:03.772	4	
1000m	1:15.956	17	17.161	1000m	1:12.196	4	16.816
1125m	1:24.643	16		1125m	1:20.710	4	
1250m	1:33.395	16	17.439	1250m	1:29.232	4	17.036
1375m	1:42.184	16		1375m	1:37.800	4	
1500m	1:51.095	16	17.700	1500m	1:46.378	4	17.146
1625m	2:00.036	17		1625m	1:54.946	4	
1750m	2:09.035	17	17.940	1750m	2:03.489	4	17.111
1875m	2:18.018	17		1875m	2:12.099	4	
2000m	2:27.114	17	18.079	2000m	2:20.744	4	17.255
2125m	2:36.201	17		2125m	2:29.466	5	
2250m	2:45.344	17	18.230	2250m	2:38.199	4	17.455
2375m	2:54.454	17		2375m	2:47.001	4	
2500m	3:03.666	17	18.322	2500m	2:55.842	4	17.643
2625m	3:12.846	17		2625m	3:04.675	4	
2750m	3:22.073	17	18.407	2750m	3:13.573	4	17.731
2875m	3:31.267	17		2875m	3:22.422	5	
3000m	3:40.484	17	18.411	3000m	3:31.331	5	17.758

**Heat 10**

254 PATTARO Francesca - ITA				62 DELZENNE Elise - FRA			
Distance	Time	Rank	Lap Time	Distance	Time	Rank	Lap Time
125m	14.552	18		125m	14.793	21	
250m	23.676	20	23.676	250m	23.468	19	23.468
375m	32.433	20		375m	31.833	14	
500m	41.060	19	17.384	500m	40.304	13	16.836
625m	49.777	19		625m	48.740	12	
750m	58.490	17	17.430	750m	57.168	12	16.864
875m	1:07.186	16		875m	1:05.640	12	
1000m	1:15.901	16	17.411	1000m	1:14.154	11	16.986
1125m	1:24.710	17		1125m	1:22.703	11	
1250m	1:33.518	17	17.617	1250m	1:31.288	11	17.134
1375m	1:42.341	17		1375m	1:39.930	11	
1500m	1:51.167	17	17.649	1500m	1:48.632	11	17.344
1625m	2:00.024	16		1625m	1:57.457	11	
1750m	2:08.850	16	17.683	1750m	2:06.299	11	17.667
1875m	2:17.728	16		1875m	2:15.262	12	
2000m	2:26.562	16	17.712	2000m	2:24.258	13	17.959
2125m	2:35.392	16		2125m	2:33.313	13	
2250m	2:44.215	16	17.653	2250m	2:42.455	15	18.197
2375m	2:53.088	16		2375m	2:51.695	15	
2500m	3:01.971	16	17.756	2500m	3:01.005	15	18.550
2625m	3:10.866	16		2625m	3:10.430	15	
2750m	3:19.763	15	17.792	2750m	3:19.838	16	18.833
2875m	3:28.606	15		2875m	3:29.268	16	
3000m	3:37.531	15	17.768	3000m	3:38.744	16	18.906

12-16 April 2017

**Women's Individual Pursuit / Poursuite individuelle femmes**
**Qualifying / Qualifications**
**Race Analysis / Analyse de la course**

Sat 15 Apr 2017

**Heat 11**

318 KACZKOWSKA Justyna - POL				110 ANKUDINOFF Ashlee - AUS			
Distance	Time	Rank	Lap Time	Distance	Time	Rank	Lap Time
125m	13.836	6		125m	13.743	2	
250m	22.194	2	22.194	250m	22.331	5	22.331
375m	30.316	2		375m	30.704	5	
500m	38.508	2	16.314	500m	39.195	7	16.864
625m	46.756	2		625m	47.643	6	
750m	55.030	2	16.522	750m	56.126	6	16.931
875m	1:03.351	2		875m	1:04.604	7	
1000m	1:11.730	2	16.700	1000m	1:13.082	6	16.956
1125m	1:20.144	2		1125m	1:21.519	6	
1250m	1:28.615	2	16.885	1250m	1:29.924	6	16.842
1375m	1:37.144	2		1375m	1:38.355	6	
1500m	1:45.734	2	17.119	1500m	1:46.856	5	16.932
1625m	1:54.357	2		1625m	1:55.371	5	
1750m	2:02.989	2	17.255	1750m	2:03.870	5	17.014
1875m	2:11.668	2		1875m	2:12.354	5	
2000m	2:20.406	2	17.417	2000m	2:20.854	5	16.984
2125m	2:29.291	3		2125m	2:29.358	4	
2250m	2:38.281	5	17.875	2250m	2:37.832	2	16.978
2375m	2:47.343	5		2375m	2:46.318	2	
2500m	2:56.526	7	18.245	2500m	2:54.793	2	16.961
2625m	3:05.895	8		2625m	3:03.326	2	
2750m	3:15.389	8	18.863	2750m	3:11.960	2	17.167
2875m	3:25.074	9		2875m	3:20.686	2	
3000m	3:34.958	11	19.569	3000m	3:29.554	2	17.594

**Heat 12**

116 WIASAK Rebecca - AUS				308 NIELSEN Jaime - NZL			
Distance	Time	Rank	Lap Time	Distance	Time	Rank	Lap Time
125m	14.072	13		125m	13.926	9	
250m	22.551	8	22.551	250m	22.654	9	22.654
375m	30.748	7		375m	31.046	8	
500m	38.872	5	16.321	500m	39.370	8	16.716
625m	47.078	5		625m	47.761	8	
750m	55.388	5	16.516	750m	56.151	7	16.781
875m	1:03.763	3		875m	1:04.598	6	
1000m	1:12.183	3	16.795	1000m	1:13.116	7	16.965
1125m	1:20.614	3		1125m	1:21.638	7	
1250m	1:29.106	3	16.923	1250m	1:30.173	7	17.057
1375m	1:37.593	3		1375m	1:38.668	7	
1500m	1:46.141	3	17.035	1500m	1:47.178	7	17.005
1625m	1:54.664	3		1625m	1:55.706	6	
1750m	2:03.262	3	17.121	1750m	2:04.278	6	17.100
1875m	2:11.880	3		1875m	2:12.925	6	
2000m	2:20.515	3	17.253	2000m	2:21.577	7	17.299
2125m	2:29.183	2		2125m	2:30.326	7	
2250m	2:37.914	3	17.399	2250m	2:39.019	7	17.442
2375m	2:46.691	3		2375m	2:47.766	6	
2500m	2:55.494	3	17.580	2500m	2:56.477	6	17.458
2625m	3:04.332	3		2625m	3:05.277	6	
2750m	3:13.178	3	17.684	2750m	3:14.055	6	17.578
2875m	3:22.033	3		2875m	3:22.868	6	
3000m	3:30.938	3	17.760	3000m	3:31.653	6	17.598

## Women's Individual Pursuit / Poursuite individuelle femmes

### Qualifying / Qualifications

### Start List / Liste de départ

Sat 15 Apr 2017 - Race distance: 3000m

<b>World Record</b>	3:22.269 HAMMER Sarah	USA	Aguascalientes (MEX)	11 MAY 2010
---------------------	-----------------------	-----	----------------------	-------------

Heat	Race Number	Name	Country Code	Time
1	142	LAY Kirsti	CAN	_____
	77	TREBAITE Ausrine	LTU	_____
2	133	PIVOVAROVA Polina	BLR	_____
	255	VALSECCHI Silvia	ITA	_____
3	36	PIKULIK Daria	POL	_____
	205	DICKINSON Eleanor	GBR	_____
4	223	STOCK Gudrun	GER	_____
	125	DOM Annelies	BEL	_____
5	68	YANG Qianyu	HKG	_____
	141	FOREMAN-MACKEY Annie	CAN	_____
6	307	JAMES Kirstie	NZL	_____
	357	DYGERT Chloe	USA	_____
7	356	CATLIN Kelly	USA	_____
	181	RODRIGUEZ SANCHEZ Gloria	ESP	_____
8	25	KAJIHARA Yumi	JPN	_____
	192	BORRAS Marion	FRA	_____
9	242	TURVEY Anna	IRL	_____
	16	ARCHIBALD Katie	GBR	_____
10	254	PATTARO Francesca	ITA	_____
	62	DELZENNE Elise	FRA	_____
11	318	KACZKOWSKA Justyna	POL	_____
	110	ANKUDINOFF Ashlee	AUS	_____
12	116	WIASAK Rebecca	AUS	_____
	308	NIELSEN Jaime	NZL	_____

#### Qualification rule:

Fastest 2 riders race for Gold, and 3rd and 4th riders race for Bronze.

Communiqué approved by the Secretary of the Commissaires Panel:

## Women's Points Race / Course aux points femmes

### Final / Finale

### Results / Résultats

Sun 16 Apr 2017 - Race distance: 100 laps (25km) with 10 sprints

Elapsed time: **31:01**

Average Speed: **48.343 km/h**

Rank	Race No.	Name	Country Code	Sprint Number										Finish Order	Lap Points			Total Points		
				1	2	3	4	5	6	7	8	9	10		+	-	Balance			
1	64	BARKER Elinor	GBR					5	5	3	3					6	40		40	<b>59</b>
2	44	HAMMER Sarah	USA				3	3					5			12	40		40	<b>51</b>
3	31	WILD Kirsten	NED		3					2	5				5	19	20		20	<b>35</b>
4	4	KOPECKY Lotte	BEL									1		2		18	20		20	<b>23</b>
5	66	BECKER Charlotte	GER										5		1	10	1			<b>16</b>
6	57	DUEHRING Jasmin	CAN				5	2						2		5				<b>9</b>
7	89	BRONZINI Giorgia	ITA			5	1							2		8				<b>8</b>
8	84	BADYKOVA Gulnaz	RUS					2		1						4	3			<b>7</b>
9	77	TREBAITE Ausrine	LTU													6	2			<b>6</b>
10	32	STENBERG Anita Yvonne	NOR		5											11				<b>5</b>
11	2	CURE Amy	AUS		2	2								1		13				<b>5</b>
12	53	EBERHARDT Verena	AUT					3								14				<b>3</b>
13	40	PAVLEDOVA Alzbeta	SVK													2	4			<b>2</b>
14	79	SHEATH Racquel	NZL			1										1	15			<b>2</b>
15	71	GURLEY Lydia	IRL												2		16			<b>2</b>
16	87	NAHIRNA Anna	UKR		1											10				<b>1</b>
17	62	DELZENNE Elise	FRA						1							17				<b>1</b>
18	12	USABIAGA BALERDI Ana	ESP													9				<b>0</b>
19	9	MACHACOVA Jarmila	CZE													20				<b>0</b>
20	68	YANG Qianyu	HKG													22				<b>0</b>
21	81	RUTKOWSKA Natalia	POL		3											7		20	-20	<b>-17</b>
22	75	UWANO Minami	JPN												3		21	20	-20	<b>-17</b>

Communiqué approved by the Secretary of the Commissaires Panel:

**Legend:**  
+ Points gained    - Points lost    No. Number

## Women's Points Race / Course aux points femmes

### Final / Finale

### Start List / Liste de départ

Sun 16 Apr 2017 - Race distance: 100 laps (25km) with 10 sprints

Race Number	Name	Country Code
<b>At the fence</b>		
9	MACHACOVA Jarmila	CZE
64	BARKER Elinor	GBR
2	CURE Amy	AUS
53	EBERHARDT Verena	AUT
40	PAVLENDOVA Alzbeta	SVK
71	GURLEY Lydia	IRL
44	HAMMER Sarah	USA
57	DUEHRING Jasmin	CAN
81	RUTKOWSKA Natalia	POL
66	BECKER Charlotte	GER
77	TREBAITE Ausrine	LTU
<b>At the blue band</b>		
32	STENBERG Anita Yvonne	NOR
4	KOPECKY Lotte	BEL
31	WILD Kirsten	NED
62	DELZENNE Elise	FRA
84	BADYKOVA Gulnaz	RUS
75	UWANO Minami	JPN
79	SHEATH Racquel	NZL
87	NAHIRNA Anna	UKR
12	USABIAGA BALERDI Ana	ESP
89	BRONZINI Giorgia	ITA
68	YANG Qianyu	HKG

Communiqué approved by the Secretary of the Commissaires Panel:

## Women's Scratch Race / Course scratch femmes

### Final / Finale

### Results / Résultats

Wed 12 Apr 2017 - Race distance: 40 laps (10km)

Elapsed time: **12:18**

Average Speed: **48.744 km/h**

Rank	Race Number	Name	Country Code	Laps Down
1	249	BARBIERI Rachele	ITA	
2	64	BARKER Elinor	GBR	
3	124	D'HOORE Jolien	BEL	
4	44	HAMMER Sarah	USA	
5	31	WILD Kirsten	NED	
6	57	DUEHRING Jasmin	CAN	
7	157	HUANG Li	CHN	-1
8	231	DIAO Xiao Juan	HKG	-1
9	111	CLONAN Kristina	AUS	-1
10	14	FOURNIER Roxane	FRA	-1
11	43	KLIMCHENKO Tetyana	UKR	-1
12	40	PAVLENDOVA Alzbeta	SVK	-1
13	170	HOCHMANN Lucie	CZE	-1
14	12	USABIAGA BALERDI Ana	ESP	-1
15	71	GURLEY Lydia	IRL	-1
16	32	STENBERG Anita Yvonne	NOR	-1
17	339	ROMANYUTA Evgeniya	RUS	-1
18	53	EBERHARDT Verena	AUT	-1
19	318	KACZKOWSKA Justyna	POL	-1
20	77	TREBAITE Ausrine	LTU	-1
21	75	UWANO Minami	JPN	-1
	18	PALLER Tatjana	GER	DNF

Communiqué approved by the Secretary of the Commissaires Panel:

**Legend:**  
DNF Did Not Finish

**Women's Scratch Race / Course scratch femmes**

**Final / Finale**

**Start List / Liste de départ**

Wed 12 Apr 2017 - Race distance: 40 laps (10km)

Race Number	Name	Country Code
<b>At the fence</b>		
249	BARBIERI Rachele	ITA
64	BARKER Elinor	GBR
43	KLIMCHENKO Tetyana	UKR
32	STENBERG Anita Yvonne	NOR
31	WILD Kirsten	NED
157	HUANG Li	CHN
318	KACZKOWSKA Justyna	POL
231	DIAO Xiao Juan	HKG
18	PALLER Tatjana	GER
75	UWANO Minami	JPN
14	FOURNIER Roxane	FRA
<b>At the blue band</b>		
339	ROMANYUTA Evgeniya	RUS
53	EBERHARDT Verena	AUT
77	TREBAITE Ausrine	LTU
40	PAVLEDOVA Alzbeta	SVK
71	GURLEY Lydia	IRL
57	DUEHRING Jasmin	CAN
170	HOCHMANN Lucie	CZE
44	HAMMER Sarah	USA
12	USABIAGA BALERDI Ana	ESP
111	CLONAN Kristina	AUS
124	D'HOORE Jolien	BEL

Communiqué approved by the Secretary of the Commissaires Panel:



**Women's Omnium / Omnium femmes  
Final Classification / Classement final**

Rank	Race No.	Name	Country Code	Scratch Race 1¼	Tempo Race 2¼	Elim. Race 3¼	Sub Total Points	Points Race 4¼ (80 Laps - 20 Km)										Total Points	
								Sprint Points								Lap Points			Finish Order
								1	2	3	4	5	6	7	8	+	-		
1	16	ARCHIBALD Katie	GBR	40 (1)	40 (1)	32 (5)	112 (1)	2	5						2	2		4	123
2	31	WILD Kirsten	NED	36 (3)	32 (5)	38 (2)	106 (3)	3		1					5			7	115
3	2	CURE Amy	AUS	38 (2)	34 (4)	40 (1)	112 (2)	1	2									9	115
4	36	PIKULIK Daria	POL	30 (6)	24 (9)	36 (3)	90 (5)			5				5	10			1	110
5	44	HAMMER Sarah	USA	28 (7)	38 (2)	30 (6)	96 (4)			2					4			3	102
6	4	KOPECKY Lotte	BEL	26 (8)	8 (17)	34 (4)	68 (9)			5				3		20		16	96
7	23	BALSAMO Elisa	ITA	34 (4)	30 (6)	20 (11)	84 (6)			3								6	87
8	34	DRUMMOND Michaela	NZL	24 (9)	26 (8)	22 (10)	72 (8)	2				1	1					5	76
9	21	BOYLAN Lydia	IRL	20 (11)	22 (10)	12 (15)	54 (11)					2				20		8	76
10	14	FOURNIER Roxane	FRA	32 (5)	12 (15)	28 (7)	72 (7)											11	72
11	25	KAJIHARA Yumi	JPN	10 (16)	28 (7)	1 (21)	39 (15)			3		5				20		21	67
12	43	KLIMCHENKO Tetyana	UKR	8 (17)	18 (12)	24 (9)	50 (13)								6			2	56
13	40	PAVLENDOVA Alzbeta	SVK	22 (10)	16 (13)	18 (12)	56 (10)											17	56
14	12	USABIAGA BALERDI Ana	ESP	16 (13)	10 (16)	26 (8)	52 (12)	3										18	55
15	32	STENBERG Anita Yvonne	NOR	6 (18)	20 (11)	14 (14)	40 (14)	5						3	1			10	49
16	8	LUO Xiaoling	CHN	1 (22)	14 (14)	8 (17)	23 (17)					3				20		19	46
17	20	PANG Yao	HKG	18 (12)	4 (19)	16 (13)	38 (16)			1								15	39
18	28	BALEISYTE Olivija	LTU	14 (14)	2 (20)	4 (19)	20 (18)	1						2				20	23
19	9	MACHACOVA Jarmila	CZE	2 (20)	6 (18)	10 (16)	18 (19)											12	18
20	18	PALLER Tatjana	GER	4 (19)	1 (21)	6 (18)	11 (20)											13	11
21	41	ZENG Ke Xin	TPE	1 (21)	1 (22)	1 (22)	3 (21)											14	3
22	7	ROORDA Stephanie	CAN	12 (15)	36 (3)	2 (20)	50 (22)												DNF
								Elapsed time: 25:06 - Average Speed: 47.795km/h											

Communiqué approved by the Secretary of the Commissaires Panel:

<b>Legend:</b>	+ Points gained	- Points lost	DNF Did Not Finish	DNS Did Not Start	Elim. Elimination	No. Number	nn (x) Points (Rank)
----------------	-----------------	---------------	--------------------	-------------------	-------------------	------------	----------------------

**No. 2 CURE Amy (AUS)**  
**Relegation Sprint 7 for irregular movement to prevent his opponent from passing**  
**Déclassement sprint 7 pour manoeuvre illicite, faite pour empêcher son adversaire de passer**

## Women's Omnium / Omnium femmes

### Results Progression / Progression des résultats

Fri 14 Apr 2017

Rank	Race No.	Name	Country Code		Scratch Race 1/4		Tempo Race 2/4		Elim. Race 3/4		Points Race 4/4
					Rk	Pts	Rk	Pts	Rk	Pts	Pts
1	16	ARCHIBALD Katie	GBR	Race result:	1	40	1	40	5	32	11
				Overall:	1	40	1	80	1	112	<b>123</b>
2	31	WILD Kirsten	NED	Race result:	3	36	5	32	2	38	9
				Overall:	3	36	3	68	3	106	<b>115</b>
3	2	CURE Amy	AUS	Race result:	2	38	4	34	1	40	3
				Overall:	2	38	2	72	2	112	<b>115</b>
4	36	PIKULIK Daria	POL	Race result:	6	30	9	24	3	36	20
				Overall:	6	30	6	54	5	90	<b>110</b>
5	44	HAMMER Sarah	USA	Race result:	7	28	2	38	6	30	6
				Overall:	7	28	4	66	4	96	<b>102</b>
6	4	KOPECKY Lotte	BEL	Race result:	8	26	17	8	4	34	28
				Overall:	8	26	12	34	9	68	<b>96</b>
7	23	BALSAMO Elisa	ITA	Race result:	4	34	6	30	11	20	3
				Overall:	4	34	5	64	6	84	<b>87</b>
8	34	DRUMMOND Michaela	NZL	Race result:	9	24	8	26	10	22	4
				Overall:	9	24	7	50	8	72	<b>76</b>
9	21	BOYLAN Lydia	IRL	Race result:	11	20	10	22	15	12	22
				Overall:	11	20	9	42	11	54	<b>76</b>
10	14	FOURNIER Roxane	FRA	Race result:	5	32	15	12	7	28	
				Overall:	5	32	8	44	7	72	<b>72</b>
11	25	KAJIHARA Yumi	JPN	Race result:	16	10	7	28	21	1	28
				Overall:	15	10	10	38	15	39	<b>67</b>
12	43	KLIMCHENKO Tetyana	UKR	Race result:	17	8	12	18	9	24	6
				Overall:	16	8	14	26	13	50	<b>56</b>
13	40	PAVLENDOVA Alzbeta	SVK	Race result:	10	22	13	16	12	18	
				Overall:	10	22	11	38	10	56	<b>56</b>
14	12	USABIAGA BALERDI Ana	ESP	Race result:	13	16	16	10	8	26	3
				Overall:	13	16	15	26	12	52	<b>55</b>
15	32	STENBERG Anita Yvonne	NOR	Race result:	18	6	11	20	14	14	9
				Overall:	17	6	13	26	14	40	<b>49</b>
16	8	LUO Xiaoling	CHN	Race result:	22	1	14	14	17	8	23
				Overall:	20	1	18	15	17	23	<b>46</b>
17	20	PANG Yao	HKG	Race result:	12	18	19	4	13	16	1
				Overall:	12	18	16	22	16	38	<b>39</b>
18	28	BALEISYTE Olivija	LTU	Race result:	14	14	20	2	19	4	3
				Overall:	14	14	17	16	18	20	<b>23</b>
19	9	MACHACOVA Jarmila	CZE	Race result:	20	2	18	6	16	10	
				Overall:	19	2	19	8	19	18	<b>18</b>
20	18	PALLER Tatjana	GER	Race result:	19	4	21	1	18	6	
				Overall:	18	4	20	5	20	11	<b>11</b>
21	41	ZENG Ke Xin	TPE	Race result:	21	1	22	1	22	1	
				Overall:	20	1	21	2	21	3	<b>3</b>
22	7	ROORDA Stephanie	CAN	Race result:	15	12	3	36	20	2	
				Overall:	22	12	22	48	22	50	<b>DNF</b>

**Note:**

Points scale for the first 5 phases: 1st: 40 points, 2nd: 38 points, 3rd: 36 points, etc.

**Legend:**

**DNF** Did Not Finish    **DNS** Did Not Start    **Elim.** Elimination    **No.** Number    **Pts** Points    **Rk** Rank

**Women's Omnium / Omnium femmes**

**Points Race 4/4 / Course aux points 4/4**

**Start List / Liste de départ**

Fri 14 Apr 2017 - Race distance: 80 laps (20km) with 8 sprints

Race Number	Name	Country Code
<b>At the fence</b>		
2	CURE Amy	AUS
31	WILD Kirsten	NED
36	PIKULIK Daria	POL
14	FOURNIER Roxane	FRA
4	KOPECKY Lotte	BEL
21	BOYLAN Lydia	IRL
43	KLIMCHENKO Tetyana	UKR
32	STENBERG Anita Yvonne	NOR
20	PANG Yao	HKG
28	BALEISYTE Olivija	LTU
18	PALLER Tatjana	GER
<b>At the blue band</b>		
16	ARCHIBALD Katie	GBR
44	HAMMER Sarah	USA
23	BALSAMO Elisa	ITA
34	DRUMMOND Michaela	NZL
40	PAVLEDOVA Alzbeta	SVK
12	USABIAGA BALERDI Ana	ESP
7	ROORDA Stephanie	CAN
25	KAJIHARA Yumi	JPN
8	LUO Xiaoling	CHN
9	MACHACOVA Jarmila	CZE
41	ZENG Ke Xin	TPE

Communiqué approved by the Secretary of the Commissaires Panel:

**Women's Omnium / Omnium femmes**  
**Elimination Race 3/4 / Course par élimination 3/4**  
**Results / Résultats**  
Fri 14 Apr 2017

Elapsed time: **15:07**Average Speed: **46.617 km/h**

Rank	Race Number	Name	Country Code
1	2	CURE Amy	AUS
2	31	WILD Kirsten	NED
3	36	PIKULIK Daria	POL
4	4	KOPECKY Lotte	BEL
5	16	ARCHIBALD Katie	GBR
6	44	HAMMER Sarah	USA
7	14	FOURNIER Roxane	FRA
8	12	USABIAGA BALERDI Ana	ESP
9	43	KLIMCHENKO Tetyana	UKR
10	34	DRUMMOND Michaela	NZL
11	23	BALSAMO Elisa	ITA
12	40	PAVLEDOVA Alzbeta	SVK
13	20	PANG Yao	HKG
14	32	STENBERG Anita Yvonne	NOR
15	21	BOYLAN Lydia	IRL
16	9	MACHACOVA Jarmila	CZE
17	8	LUO Xiaoling	CHN
18	18	PALLER Tatjana	GER
19	28	BALEISYTE Olivija	LTU
20	7	ROORDA Stephanie	CAN
21	25	KAJIHARA Yumi	JPN
22	41	ZENG Ke Xin	TPE

Communiqué approved by the Secretary of the Commissaires Panel:

**Women's Omnium / Omnium femmes**  
**Elimination Race 3¼ / Course par élimination 3¼**  
**Start List / Liste de départ**  
Fri 14 Apr 2017

Race Number	Name	Country Code
<b>At the fence</b>		
16	ARCHIBALD Katie	GBR
31	WILD Kirsten	NED
23	BALSAMO Elisa	ITA
34	DRUMMOND Michaela	NZL
14	FOURNIER Roxane	FRA
40	PAVLENDOVA Alzbeta	SVK
4	KOPECKY Lotte	BEL
43	KLIMCHENKO Tetyana	UKR
20	PANG Yao	HKG
8	LUO Xiaoling	CHN
18	PALLER Tatjana	GER
<b>At the blue band</b>		
2	CURE Amy	AUS
44	HAMMER Sarah	USA
36	PIKULIK Daria	POL
7	ROORDA Stephanie	CAN
21	BOYLAN Lydia	IRL
25	KAJIHARA Yumi	JPN
12	USABIAGA BALERDI Ana	ESP
32	STENBERG Anita Yvonne	NOR
28	BALEISYTE Olivija	LTU
9	MACHACOVA Jarmila	CZE
41	ZENG Ke Xin	TPE

Communiqué approved by the Secretary of the Commissaires Panel:

**Women's Omnium / Omnium femmes**
**Tempo Race 2¼ / Course tempo 2¼**
**Results / Résultats**

Fri 14 Apr 2017

 Elapsed time: **9:21**

 Average Speed: **48.110 km/h**

Rank	Race No.	Name	Country Code	Sprints Won	Finish Order	Lap Points			Total Points
						+	-	Balance	
1	16	ARCHIBALD Katie	GBR	4, 7, 13, 14	2	20		20	24
2	44	HAMMER Sarah	USA	11, 12, 18	7	20		20	23
3	7	ROORDA Stephanie	CAN	8, 9, 10	14	20		20	23
4	2	CURE Amy	AUS	15, 20	4	20		20	22
5	31	WILD Kirsten	NED	5, 17	8	20		20	22
6	23	BALSAMO Elisa	ITA	6, 16	18	20		20	22
7	25	KAJIHARA Yumi	JPN	19	13	20		20	21
8	34	DRUMMOND Michaela	NZL		5	20		20	20
9	36	PIKULIK Daria	POL		12	20		20	20
10	21	BOYLAN Lydia	IRL	21, 22, 23, 24, 25, 26, 27	1				7
11	32	STENBERG Anita Yvonne	NOR	1	11				1
12	43	KLIMCHENKO Tetyana	UKR	2	22				1
13	40	PAVLEDOVA Alzbeta	SVK	3	20				1
14	8	LUO Xiaoling	CHN		3				0
15	14	FOURNIER Roxane	FRA		6				0
16	12	USABIAGA BALERDI Ana	ESP		9				0
17	4	KOPECKY Lotte	BEL		10				0
18	9	MACHACOVA Jarmila	CZE		15				0
19	20	PANG Yao	HKG		16				0
20	28	BALEISYTE Olivija	LTU		17				0
21	18	PALLER Tatjana	GER		19				0
22	41	ZENG Ke Xin	TPE		21				0

Communiqué approved by the Secretary of the Commissaires Panel:

**Women's Omnium / Omnium femmes**

**Tempo Race 2¼ / Course tempo 2¼**

**Start List / Liste de départ**

Fri 14 Apr 2017

Race Number	Name	Country Code
<b>At the fence</b>		
16	ARCHIBALD Katie	GBR
31	WILD Kirsten	NED
14	FOURNIER Roxane	FRA
44	HAMMER Sarah	USA
34	DRUMMOND Michaela	NZL
21	BOYLAN Lydia	IRL
12	USABIAGA BALERDI Ana	ESP
7	ROORDA Stephanie	CAN
43	KLIMCHENKO Tetyana	UKR
18	PALLER Tatjana	GER
41	ZENG Ke Xin	TPE
<b>At the blue band</b>		
2	CURE Amy	AUS
23	BALSAMO Elisa	ITA
36	PIKULIK Daria	POL
4	KOPECKY Lotte	BEL
40	PAVLEDOVA Alzbeta	SVK
20	PANG Yao	HKG
28	BALEISYTE Olivija	LTU
25	KAJIHARA Yumi	JPN
32	STENBERG Anita Yvonne	NOR
9	MACHACOVA Jarmila	CZE
8	LUO Xiaoling	CHN

Communiqué approved by the Secretary of the Commissaires Panel:

**Women's Omnium / Omnium femmes**

**Scratch Race 1¼ / Course scratch 1¼**

**Results / Résultats**

Fri 14 Apr 2017 - Race distance: 30 laps (7.5km)

Elapsed time: **9:29**

Average Speed: **47.451 km/h**

Rank	Race Number	Name	Country Code	Laps Down
1	16	ARCHIBALD Katie	GBR	
2	2	CURE Amy	AUS	
3	31	WILD Kirsten	NED	
4	23	BALSAMO Elisa	ITA	
5	14	FOURNIER Roxane	FRA	
6	36	PIKULIK Daria	POL	
7	44	HAMMER Sarah	USA	
8	4	KOPECKY Lotte	BEL	
9	34	DRUMMOND Michaela	NZL	
10	40	PAVLEDOVA Alzbeta	SVK	
11	21	BOYLAN Lydia	IRL	
12	20	PANG Yao	HKG	
13	12	USABIAGA BALERDI Ana	ESP	
14	28	BALEISYTE Olivija	LTU	
15	7	ROORDA Stephanie	CAN	
16	25	KAJIHARA Yumi	JPN	
17	43	KLIMCHENKO Tetyana	UKR	
18	32	STENBERG Anita Yvonne	NOR	
19	18	PALLER Tatjana	GER	
20	9	MACHACOVA Jarmila	CZE	
21	41	ZENG Ke Xin	TPE	
22	8	LUO Xiaoling	CHN	REL

**No. 8 LUO Xiaoling (CHN)**

Relegation for not returning to the bunch in the same location after her crash and not being in the bunch in the final kilometer

Déclassement pour ne pas avoir repris la même place dans le peloton après sa chute

et ne pas avoir été dans le peloton dans le dernier kilomètre

Communiqué approved by the Secretary of the Commissaires Panel:

**Legend:**  
REL Relegated



**Women's Omnium / Omnium femmes**

**Scratch Race 1¼ / Course scratch 1¼**

**Start List / Liste de départ**

Fri 14 Apr 2017 - Race distance: 30 laps (7.5km)

Race Number	Name	Country Code
<b>At the fence</b>		
4	KOPECKY Lotte	BEL
32	STENBERG Anita Yvonne	NOR
8	LUO Xiaoling	CHN
2	CURE Amy	AUS
43	KLIMCHENKO Tetyana	UKR
40	PAVLENOVA Alzbeta	SVK
14	FOURNIER Roxane	FRA
20	PANG Yao	HKG
28	BALEISYTE Olivija	LTU
9	MACHACOVA Jarmila	CZE
34	DRUMMOND Michaela	NZL
<b>At the blue band</b>		
31	WILD Kirsten	NED
25	KAJIHARA Yumi	JPN
44	HAMMER Sarah	USA
36	PIKULIK Daria	POL
21	BOYLAN Lydia	IRL
12	USABIAGA BALERDI Ana	ESP
16	ARCHIBALD Katie	GBR
18	PALLER Tatjana	GER
23	BALSAMO Elisa	ITA
7	ROORDA Stephanie	CAN
41	ZENG Ke Xin	TPE

Communiqué approved by the Secretary of the Commissaires Panel:

## Women's Madison / Madison femmes

### Final / Finale

### Results / Résultats

Sat 15 Apr 2017 - Race distance: 120 laps (30km) with 12 sprints

Elapsed time: **35:45**

Average Speed: **50.327 km/h**

Rank	Race Number	Name	Sprint Number												Lap Points			Finish Order	Points
			1	2	3	4	5	6	7	8	9	10	11	12	+	-	Balance		
1	11	<b>BEL - Belgium</b>	3		3	5	3	5	2	3	3	2	5	10				1	44
		Black KOPECKY Lotte																	
		Red D'HOORE Jolien																	
2	1	<b>GBR - Great Britain</b>	5	2	2		1	3	5	1	5	3	1	6				2	34
		Black BARKER Elinor																	
		Red NELSON Emily																	
3	2	<b>AUS - Australia</b>		3	5	3			3	5			2	4				3	25
		Black CURE Amy																	
		Red MANLY Alexandra																	
4	6	<b>NZL - New Zealand</b>		1		2		1		2	2	5		2				4	15
		Black SHEATH Racquel																	
		Red DRUMMOND Michaela																	
5	5	<b>ITA - Italy</b>	1		1	1	5	2	1				3					9	14
		Black CONFALONIERI Maria Giulia																	
		Red BARBIERI Rachele																	
6	3	<b>FRA - France</b>	2				2				1							10	5
		Black DEMAY Coralie																	
		Red BERTHON Laurie																	
7	15	<b>MEX - Mexico</b>		5														11	5
		Black SALAZAR VAZQUEZ Lizbeth Yareli																	
		Red ARREOLA NAVARRO Sofia																	
8	14	<b>USA - United States</b>										1						6	1
		Black ZUBRIS Kimberly																	
		Red GEIST Kimberly																	
9	4	<b>RUS - Russia</b>																5	0
		Black AVERINA Mariia																	
		Red KLIMOVA Diana																	
10	9	<b>IRL - Ireland</b>																7	0
		Black GURLEY Lydia																	
		Red BOYLAN Lydia																	
11	8	<b>HKG - Hong Kong</b>														20	-20	8	-20
		Black MENG Zhaojuan																	
		Red PANG Yao																	
	7	<b>UKR - Ukraine</b>														40	-40		DNF
		Black NAHIRNA Anna																	
		Red KLIACHINA Oksana																	
	10	<b>CZE - Czech Republic</b>														40	-40		DNF
		Black MACHACOVA Jarmila																	
		Red HOCHMANN Lucie																	
	12	<b>BLR - Belarus</b>														60	-60		DNF
		Black PIATROUSKAYA Katsiaryna																	
		Red PIVOVAROVA Polina																	
	13	<b>POL - Poland</b>														20	-20		DNF
		Black PIKULIK Daria																	
		Red PLOSAJ Nikol																	
	16	<b>CAN - Canada</b>																	DNS
		Black BROWN Laura																	
		Red ROORDA Stephanie																	

**Women's Madison / Madison femmes**
**Final / Finale**
**Results / Résultats**

Sat 15 Apr 2017 - Race distance: 120 laps (30km) with 12 sprints

 Elapsed time: **35:45**

 Average Speed: **50.327 km/h**

Rank	Race Number	Name	Sprint Number												Lap Points			Finish Order	Points
			1	2	3	4	5	6	7	8	9	10	11	12	+	-	Balance		

Communiqué approved by the Secretary of the Commissaires Panel:

**Note:**  
 No records are kept for this event

**Legend:**  
**DNF** Did Not Finish      **DNS** Did Not Start

**Belgium**  
**Relegation sprint 10 for moving down towards the inside of the track and forcing other competitor off the track**  
**Déclassement sprint 10 pour s'être rabattu à la corde obligeant ainsi son adversaire à sortir de la piste**

**Women's Madison / Madison femmes**
**Final / Finale**
**Start List / Liste de départ**

Sat 15 Apr 2017 - Race distance: 120 laps (30km) with 12 sprints

Race Number	Team	Colour	Name
1	GBR - Great Britain	BLACK RED	BARKER Elinor NELSON Emily
2	AUS - Australia	BLACK RED	CURE Amy MANLY Alexandra
3	FRA - France	BLACK RED	DEMAY Coralie BERTHON Laurie
4	RUS - Russia	BLACK RED	AVERINA Mariia KLIMOVA Diana
5	ITA - Italy	BLACK RED	CONFALONIERI Maria Giulia BARBIERI Rachele
6	NZL - New Zealand	BLACK RED	SHEATH Racquel DRUMMOND Michaela
7	UKR - Ukraine	BLACK RED	NAHIRNA Anna KLIACHINA Oksana
8	HKG - Hong Kong	BLACK RED	MENG Zhaojuan PANG Yao
9	IRL - Ireland	BLACK RED	GURLEY Lydia BOYLAN Lydia
10	CZE - Czech Republic	BLACK RED	MACHACOVA Jarmila HOCHMANN Lucie
11	BEL - Belgium	BLACK RED	KOPECKY Lotte D'HOORE Jolien
12	BLR - Belarus	BLACK RED	PIATROUSKAYA Katsiaryna PIVOVAROVA Polina
13	POL - Poland	BLACK RED	PIKULIK Daria PLOSAJ Nikol
14	USA - United States	BLACK RED	ZUBRIS Kimberly GEIST Kimberly
15	MEX - Mexico	BLACK RED	SALAZAR VAZQUEZ Lizbeth Yareli ARREOLA NAVARRO Sofia
16	CAN - Canada	BLACK RED	BROWN Laura ROORDA Stephanie

**Women's Madison / Madison femmes****Final / Finale****Start List / Liste de départ**

Sat 15 Apr 2017 - Race distance: 120 laps (30km) with 12 sprints

Race Number	Team	Colour	Name
-------------	------	--------	------

Communiqué approved by the Secretary of the Commissaires Panel:

**Note:**  
No records are kept for this event